

## Electronic housing - EG 45-A/ABS GN - 2764179

Please be informed that the data shown in this PDF Document is generated from our Online Catalog. Please find the complete data in the user's documentation. Our General Terms of Use for Downloads are valid (<http://phoenixcontact.com/download>)

Housing cover, for connection on both sides




The figure shows a fully mounted version of the electronic housing

### Your advantages

- ✓ Tool-free mounting
- ✓ Date of manufacture and material and part identification embossed on the housing (recyclability)
- ✓ Fast snap-on mounting on symmetrical DIN rails according to EN 60715
- ✓ Practical and easy-to-wire conductor connection using extra finely stranded sturdy screw terminal blocks up to 2.5 mm²
- ✓ Optimum accommodation of electronic components with graded pitches with a design width of 22.5 mm, 45 mm, 67.5 mm, and 90 mm
- ✓ Functional and industry-oriented housing technology
- ✓ Shock and contamination-proof accommodation of electronic components (IP40 housing, IP20 terminal blocks)

RoHS

### Key Commercial Data

Packing unit	10 pc
Minimum order quantity	10 pc
GTIN	 4 017918 065881
GTIN	4017918065881

### Technical data

#### General

Housing type	Component housing
Housing material	Acryl butadiene styrene (ABS)
Color (RAL)	green

#### Ambient conditions

Ambient temperature (operation)	80 °C
---------------------------------	-------

#### Dimensions

# Electronic housing - EG 45-A/ABS GN - 2764179

## Technical data

### Dimensions

Length	75 mm
Height	17.5 mm
Width	45 mm
Depth	75 mm

### Technical data

Number of positions	16
---------------------	----

### Standards and Regulations

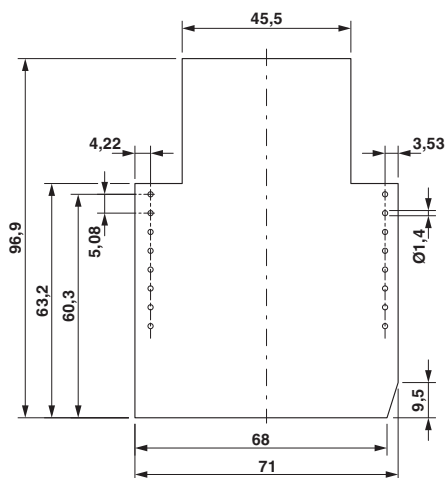
Flammability rating according to UL 94	HB
--	----

### Environmental Product Compliance

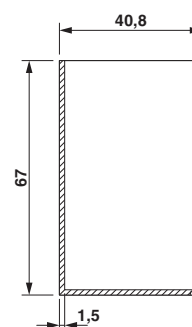
China RoHS	Environmentally friendly use period: unlimited = EFUP-e
	No hazardous substances above threshold values

## Drawings

Dimensional drawing



Dimensional drawing

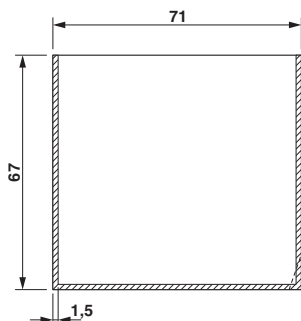


valid for PCB 1; 3; 5 and 6, see explosion drawing

Component mounting side, if the double-level upper part is used

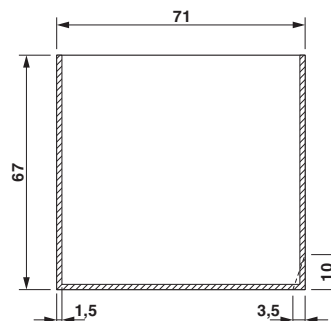
## Electronic housing - EG 45-A/ABS GN - 2764179

Dimensional drawing



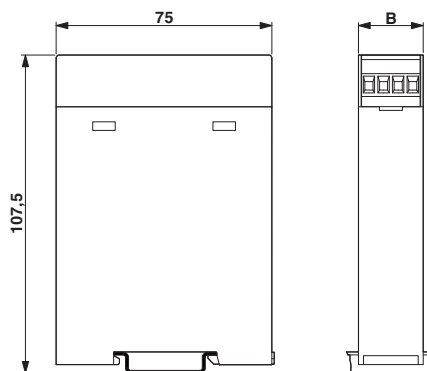
valid for PCB 7 and 12, see explosion drawing

Dimensional drawing



valid for PCB 10, see explosion drawing

Dimensional drawing



### Approvals

#### Approvals

Approvals

UL Recognized

Ex Approvals

#### Approval details

UL Recognized



<http://database.ul.com/cgi-bin/XYV/template/LISEXT/1FRAME/index.htm>

FILE E 240868

Phoenix Contact 2018 © - all rights reserved  
<http://www.phoenixcontact.com>

PHOENIX CONTACT GmbH & Co. KG  
Flachsmarktstr. 8  
32825 Blomberg  
Germany  
Tel. +49 5235 300  
Fax +49 5235 3 41200  
<http://www.phoenixcontact.com>

# Mouser Electronics

Authorized Distributor

Click to View Pricing, Inventory, Delivery & Lifecycle Information:

Phoenix Contact:

2764179