


Slide-In Low Profile SIM

9162-400



- Six position Slide-In SIM
- Low Profile – 0.70mm to SIM base
- Side bracket to add solder security
- SIM guidance using the side walls

APPLICATIONS

- Cellular Phones
- Radios

FEATURES AND BENEFITS

- SMT Slide-In SIM
- Molded in high temperature LCP
- 0.38 μ m Gold on contact surface and gold flash on contact tails
- 1.60mm connector height
- Tape & Reel packaging

ELECTRICAL

- Current Rating: 0.3 Amp / Contact
- Voltage Rating: 15 VAC

ENVIRONMENTAL

- Operating Temperature: -55°C to +70°C

MECHANICAL

- Insulator Material: High Temperature Plastic; UL94 V-0
- Contact Material: Copper Alloy
- Plating: Gold over Nickel
- Durability: 10,000 Cycles

HOW TO ORDER

00

Prefix

9162

Series

006

Number of
Contacts

40

SIM Type

40 = SMT Slide-in SIM

1

Contact Plating

1 = 0.38 μ m Gold on Contact Surface
and Gold Flash on Solder Tails.
Underplated 1.27 μ m Nickel.

070

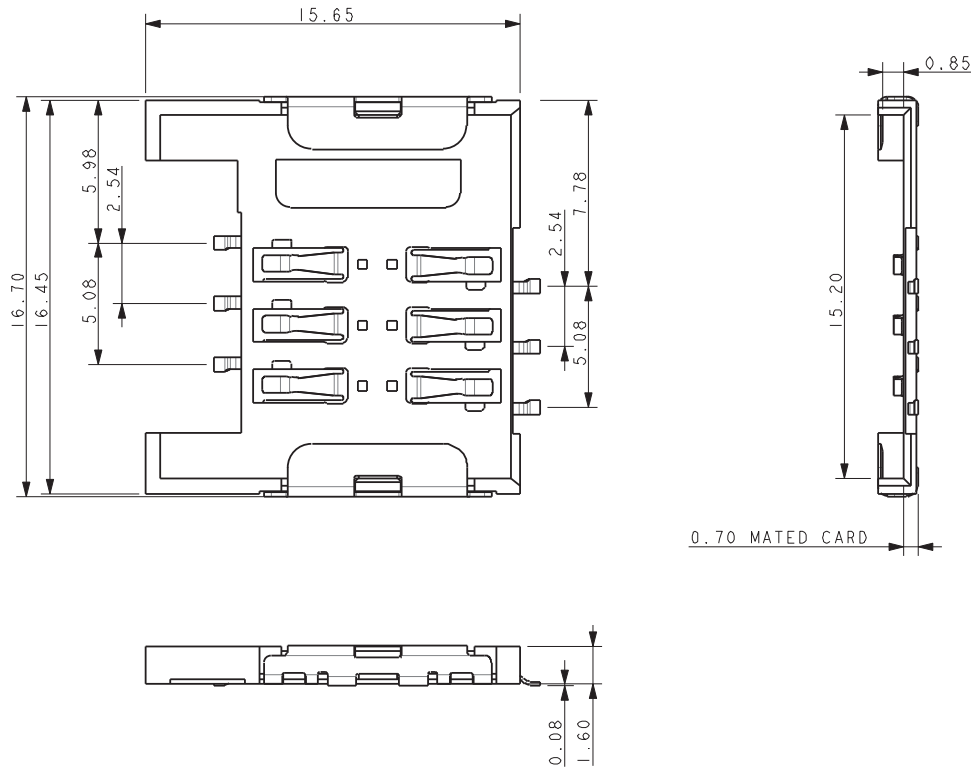
SIM Height

070 = 0.70mm on SIM Card
1.60mm on Connector

Slide-In Low Profile SIM

9162-400

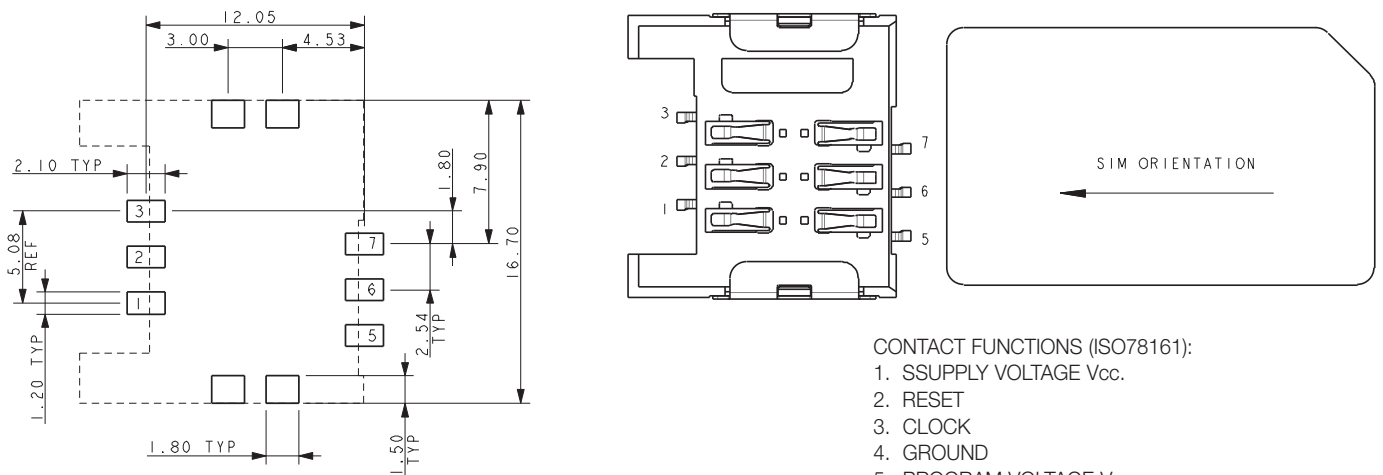
CONNECTOR DETAILS



NOTES:

1. DIMENSIONS SHOWN ARE REFERENCED DIMENSIONS.
2. INSULATOR MATERIAL: LCP, UL94 V-O, COLOR BLACK.
3. CONTACT MATERIAL: PHOSPHOR BONZE.
4. CONTACT PLATING: NICKEL ALL OVER, GOLD ON CONTACT, GOLD FLASH ON TAILS.
5. PADS: NICKEL PLATED STAINLESS STEEL, PURE TIN PLATING.
6. COPLANARITY OF PADS 0.10 MAXIMUM.
7. FOR FULL PRODUCT SPECIFICATION REFER TO ELCO SPEC 201-01-112.

SUGGESTED PCB LAYOUT



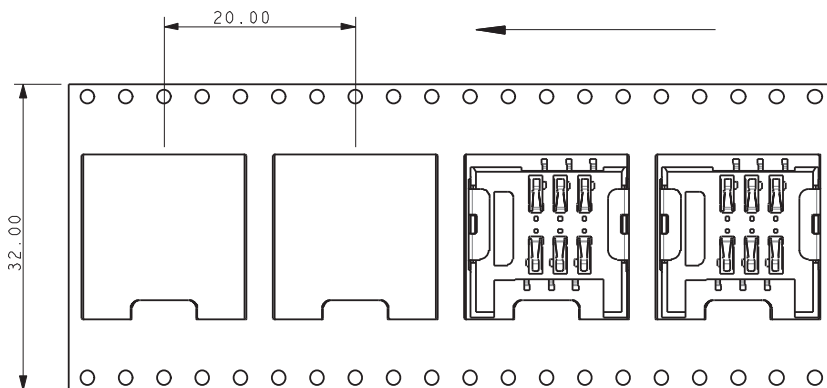
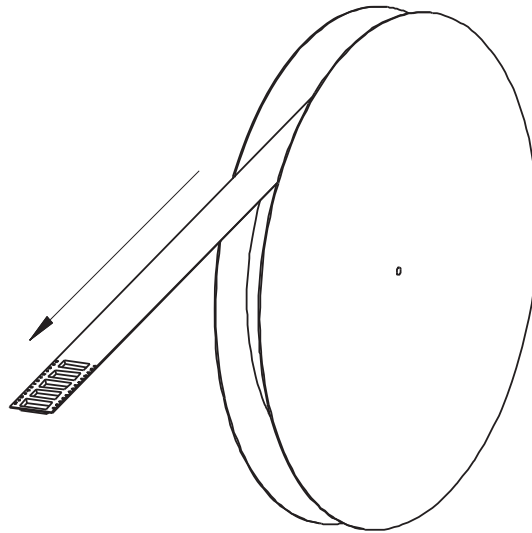
CONTACT FUNCTIONS (ISO78161):

1. SSUPPLY VOLTAGE V_{cc} .
2. RESET
3. CLOCK
4. GROUND
5. PROGRAM VOLTAGE V_{pp} .
6. I/O

Slide-In Low Profile SIM

9162-400

PACKING DETAILS



NOTES:

1. TO BE PACKED IN TAPE AND REEL.
2. 1000 PIECES ON A 330MM REEL.
3. COMPONENT DIRECTION AS SHOWN.

Mouser Electronics

Authorized Distributor

Click to View Pricing, Inventory, Delivery & Lifecycle Information:

[AVX:](#)

[009162006401070](#)