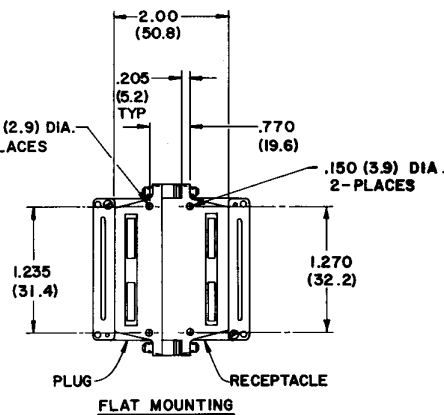


REVISIONS				
ZONE	LTR	DESCRIPTION	DATE	APPROVED
1	1	SEE SHEET 1		



PIN CONTACT AND TOOLING INFORMATION

TABLE I

CONTACT TYPE	MILITARY PART NO.	WIRE STRIP LENGTH	TERMINATION TOOL
SHIELDED CONTACT FOR COAX CABLE D-602-0106 OR D-602-0094		SEE DRAWING D-602-0106 OR D-602-0094	SEE DRAWING D-602-0106 OR D-602-0094
CONTACT FOR TWISTED PAIR D-602-0104		SEE DRAWING D-602-0104	SEE DRAWING D-602-0104
POWER CONTACT SIZE 12	M39029/4-12-12	1/4" TO 5/16"	M22520/1-01 POSITIONER M22520/1-02

NOTES:

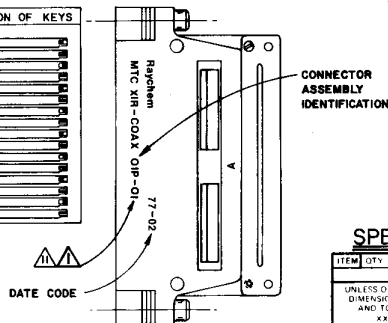
- KEYING CODE DOES NOT FORM A PART OF RAYCHEM PART NUMBER SYSTEM AND BE OMITTED WHEN ORDERING. KEYING PINS SUPPLIED UN-INSTALLED. SEE TABLE II FOR KEYING POSITIONS.
- COMPLETE CONNECTORS AND ACCESSORIES ARE INDIVIDUALLY BAGGED AND LABELED.
- REAR GROMMET INSERT WILL SEAL ON SMOOTH INSULATION FROM .097" TO .156" O.D.
- CONNECTOR DESIGNED FOR USE WITH POWER AND SHIELDED CONTACTS PER TABLE I.
- INSERTS ARE PERMANENTLY INSTALLED, CONTACTS MAY BE INSERTED & REMOVED USING TOOL PER NOTE 8.
- ALL UNUSED CAVITIES TO BE SEALED USING SEALING PLUG NUMBER M63723-28-12.
- ALL CONTACTS SIZE 12 ARE INSERTED AND REMOVED USING TOOL NUMBER M63723-31-12.
- CONNECTOR SUPPLIED WITH A SHIPPING DUST CAP OVER ENGAGING END.
- CONNECTOR RECEPTACLE PART NO. MTCXIR-COAX OIP-01-AA, AA = KEYING CODE
- MATES WITH PLUG CONNECTOR NO. MTCXIP-COAX OIS-01, PART NUMBER VARIABLE:

MTC XIR-COAX OIP-01
 B-NICKEL PLATE PER MIL-C-26074
 C-CADMIUM PLATE PER QQ-P-416 OVER NICKEL UNDERPLATE

12. DIMENSIONS WITHOUT TOLERANCES ARE TO BE CONSIDERED FOR REFERENCE ONLY.

TABLE II
 KEYING CODE CHART

PART NUMBER	X X	POSITION OF KEYS
MTC XIR-COAX OIP-01	AA	1
	AB	2
	AC	3
	AD	4
	BA	5
	BB	6
	BC	7
	CA	8
	CB	9
	CC	10
	CD	11
	DD	12
MTC XIR-COAX OIP-01	DD	12



VIEW SHOWING IDENTIFICATION

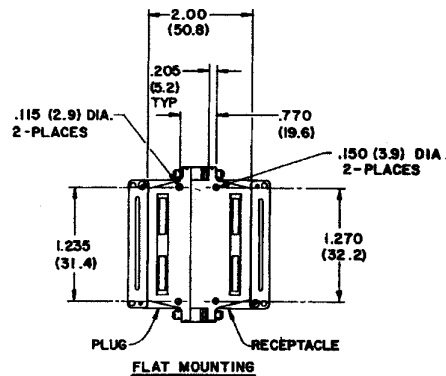
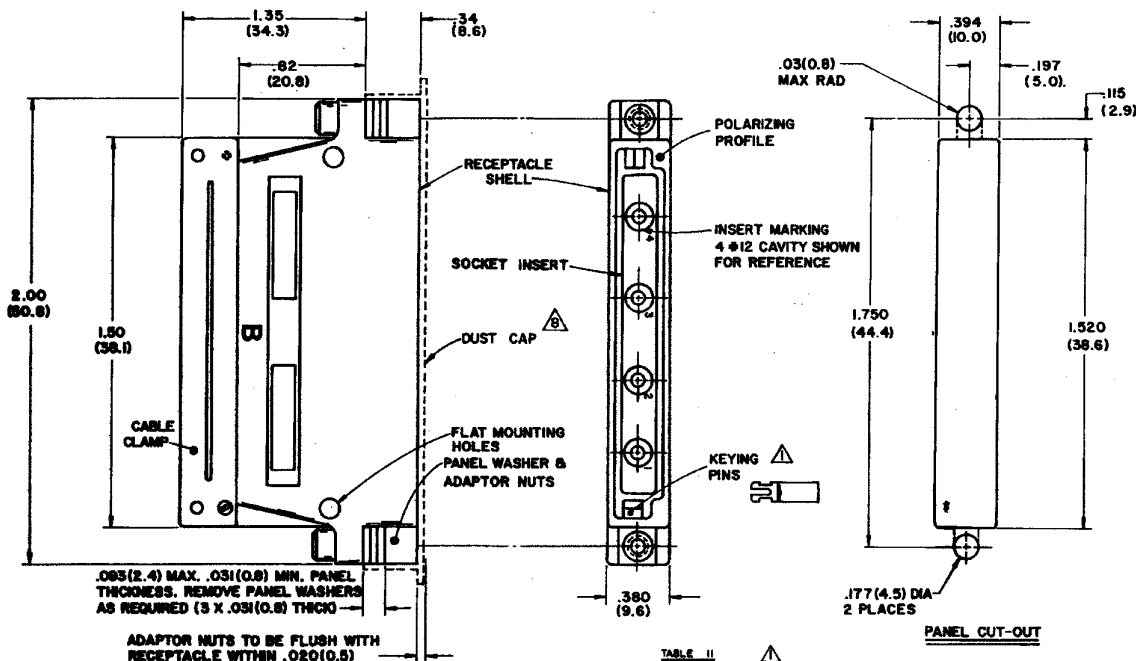
If this document is printed it becomes uncontrolled.
 Check with the web for latest revision.

SPECIFICATION CONTROL DRAWING

ITEM	QTY	PART NUMBER	DWG OR SPEC	DESCRIPTION
PARTS LIST				
UNLESS OTHERWISE SPECIFIED DIMENSIONS ARE IN INCHES AND TOLERANCES ARE:				WIRE AND HARNESSING PRODUCTS
XXX				387 CONSTITUTION DRIVE
XX				BENEO PARK, CALIFORNIA 94025
DRAWN:	CRN	7-20-72		TITLE
CHECKED:				CONNECTOR, RCPT, RECTANGULAR, ENVIRONMENTAL, FIXED PIN INSERT ONE INCH MTC SERIES
APPROVED:				
MATERIAL:				
APPROVED:				
CAD FILE:	T28702b.TIF			
FINISH:				
PROJECT:	6441-0037			
SIZE	CODE IDENT	DWG NO		
D	NO 00090	D-652-0004		J
SCALE		WEIGHT		SHEET 2 OF 4

DO NOT SCALE THIS DRAWING	NEXT ASSY	USED ON
	APPLICATION	

						DESCRIPTION	
				CRN 53077		WIRE AND HARNESSING PRODUCTS TYCOELECTRONICS-RAYCHEM 307 CONSTITUTION DRIVE MILPITAS PARK, CALIFORNIA 95025	
				53477		CONNECTOR, PLUG, RECTANGULAR ENVIRONMENTAL, FIXED PIN INSERT - ONE INCH MTC SERIES	
				53777			
		CAD FILE:		T28702c.TIF		D-652-0004	
				6441 - G037		J	
						SHEET 3 OF 4	



PIN CONTACT AND TOOLING INFORMATION

TABLE I

CONTACT TYPE	MILITARY PART NO.	WIRE STRIP LENGTH	TERMINATION TOOL
SHIELDED CONTACT FOR COAX CABLE D-602-0107 OR D-602-0095		SEE DRAWING D-602-0107 OR D-602-0095	SEE DRAWING D-602-0107 OR D-602-0095
CONTACT FOR TWISTED PAIR D-602-0105		SEE DRAWING D-602-0105	SEE DRAWING D-602-0105
POWER CONTACT SIZE 12	M39029/5-12-12	1/4" TO 5/16"	M22520/1-01 POSITIONER M22520/1-02

If this document is printed it becomes uncontrolled.
 Check with the web for latest revision.

SPECIFICATION CONTROL DRAWING

CRN 5-9-77		WIRE AND HARDWARE PRODUCTS	
TYP: COELECTRONICS/RAYCHEM		BENL D PARK, CALIFORNIA 94025	
CONNECTOR, RCPT, RECTANGULAR, ENVIRONMENTAL, FIXED SKT INSERT ONE INCH MTC SERIES			
CAD FILE:	T28702L.TIF	DATE:	01/11/04
FILE NO:	6441-6037	REV:	D-652-0004
APPROVED:		J	

NOTES:

- KEYING CODE DOES NOT FORM A PART OF RAYCHEM PART NUMBER SYSTEM AND SHOULD BE OMITTED WHEN ORDERING. KEYING PINS SUPPLIED UN-INSTALLED. SEE TABLE II FOR KEYING POSITIONS.
- COMPLETE CONNECTORS AND ACCESSORIES ARE INDIVIDUALLY BAGGED AND LABELED.
- REAR BROADBENT INSERT WILL SEAL ON SMOOTH INSULATION FROM .097" TO .158" O.D.
- CONNECTOR DESIGNED FOR USE WITH POWER AND SHIELDED CONTACTS PER TABLE I.
- INSERTS ARE PERMANENTLY INSTALLED, CONTACTS MAY BE INSERTED & REMOVED USING TOOL PER NOTE 8.
- ALL UNUSED CAVITIES TO BE SEALED USING SEALING PLUG NUMBER M83723-28-12.
- ALL CONTACTS SIZE 12 ARE INSERTED AND REMOVED USING TOOL NUMBER M83723-31-12.

- CONNECTOR SUPPLIED WITH A SHIPPING DUST CAP OVER ENGAGING END
- CONNECTOR RECEPTACLE PART NO. MTCXR-COAX OIS-01-AA. AA = KEYING CODE
- INSERTS WITH PLUG CONNECTOR NO. MTCXP-COAX OXP-01.

PART NUMBER VARIABLE:

MTC-XR-COAX OIS-01

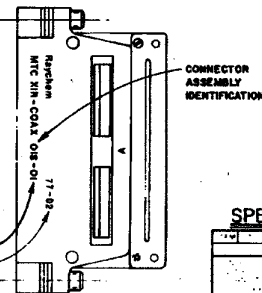
—B—NICKEL PLATE PER MIL-C-26074

—C—CADMIUM PLATE PER QQ-P-416 OVER NICKEL UNDERPLATE

12. DIMENSIONS WITHOUT TOLERANCES ARE TO BE CONSIDERED FOR REFERENCE ONLY.

TABLE II
 KEYING CODE CHART

PART NUMBER	XX	POSITION OF KEYS
MTC-XR-COAX OIS-01	AA	1
	AB	2
	AC	3
	AD	4
	AE	5
	AF	6
	AG	7
	AH	8
	AI	9
	AJ	10
	AK	11
	AL	12
	AM	13
	AN	14
	AO	15
	AP	16
	AQ	17
	AR	18
	AS	19
	AT	20
	AU	21
	AV	22
	AW	23
	AX	24
	AY	25
	AZ	26
	BA	27
	BB	28
	BC	29
	BD	30
	BE	31
	BF	32
	BG	33
	BH	34
	BI	35
	BJ	36
	BK	37
	BL	38
	BM	39
	BN	40
	BO	41
	BP	42
	BQ	43
	BR	44
	BS	45
	BT	46
	BU	47
	BV	48
	BW	49
	BX	50
	BY	51
	BZ	52
	CA	53
	CB	54
	CC	55
	CD	56
	CE	57
	CF	58
	CG	59
	CH	60
	CI	61
	CJ	62
	CK	63
	CL	64
	CM	65
	CN	66
	CO	67
	CP	68
	CQ	69
	CR	70
	CS	71
	CT	72
	CU	73
	CV	74
	CU	75
	CV	76
	CU	77
	CV	78
	CU	79
	CV	80
	CU	81
	CV	82
	CU	83
	CV	84
	CU	85
	CV	86
	CU	87
	CV	88
	CU	89
	CV	90
	CU	91
	CV	92
	CU	93
	CV	94
	CU	95
	CV	96
	CU	97
	CV	98
	CU	99
	CV	100



VIEW SHOWING IDENTIFICATION

TO NOT V.I.S. THIS DRAWING: _____

Mouser Electronics

Authorized Distributor

Click to View Pricing, Inventory, Delivery & Lifecycle Information:

[TE Connectivity:](#)

[MTCC1R-COAX-01S-01CS013](#)