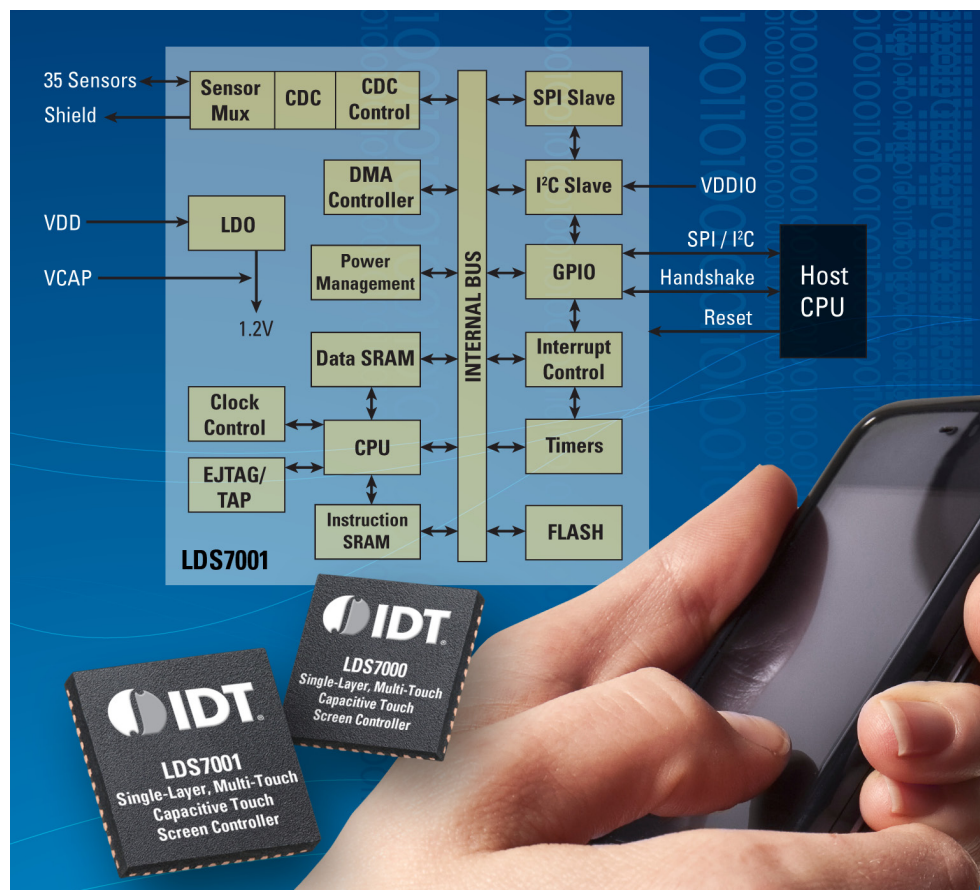


## FEATURES

- Full touch screen controller IC with up to 35 sensor channels
- Optimized for IDT's True Single-Layer Sensor with Multi-Touch capability
- 10 bit resolution in X & Y directions
- No multi-touch ghosting effect
- Two-finger multi-touch support
- 8ms (120Hz) data rate
- Supports screen sizes of 5" and less
- Low-power mode
- 5x5 40-pin TQFN (LDS7000) or 6x6 48-pin TQFN package (LDS7001)
- I<sup>2</sup>C interface and SPI interface (LDS7001) only

## CUSTOMER BENEFITS

- Simplified touch screen sensor manufacturing, lowering cost of solution
- Easier (artifact-free) host-side gesture recognition
- Faster response to touch inputs
- Enables lower backlight setting, saving battery power
- Enables efficient roll-to-roll manufacturing of touch screen sensors



## Description

The LDS700x family of devices (LDS7000 and LDS7001) are the world's first true single layer, full-touch capacitance screen devices, with multi-touch capabilities. These devices help to enhance the human-machine interface experience by supporting advanced features such as swipe, gestures, expand and squeeze. Employing a capacitance-to-digital convertor coupled with a unique and proprietary Indium-Tin-Oxide (ITO) pattern, the LDS7000 products offer best-in-class linearity and signal to noise ratio performance for all types of applications. The LDS7000 has unique built-in firmware which provides true x/y data and eliminates multi-touch ghosting effects.

Automatic on-chip calibration takes into account the effects of environmental changes such as temperature, humidity and dust and ensures to establish an accurate baseline capacitance for each sensor to ensure maximum responsiveness to true touch events.

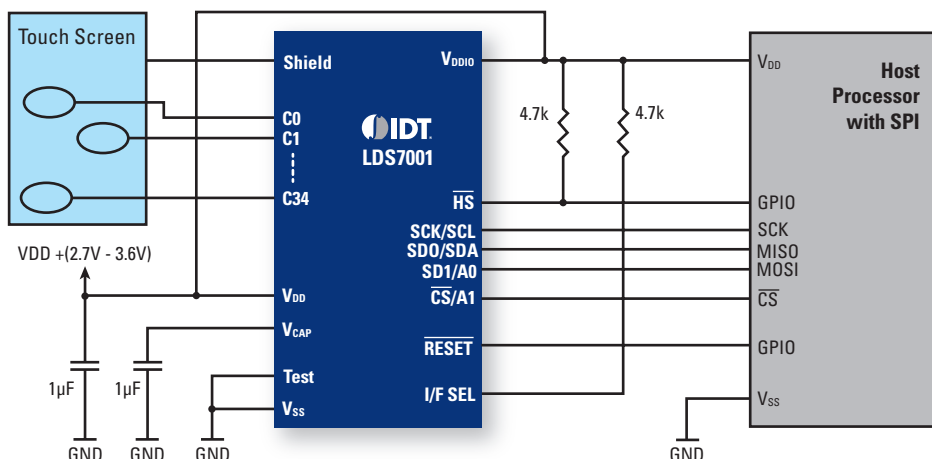
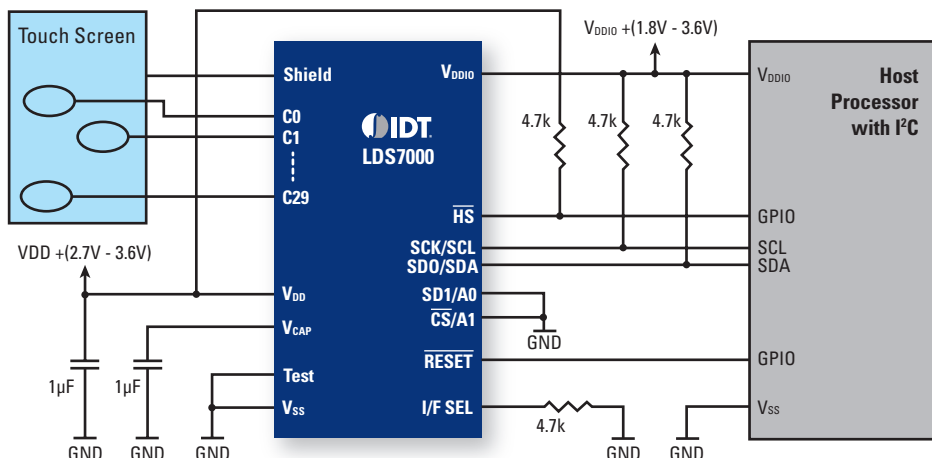
The 40-pin LDS7000 supports 30 sensors and uses an I<sup>2</sup>C interface for communicating with the host. The 48-pin LDS7001 supports 35 sensors and is configurable to use either I<sup>2</sup>C or SPI interfaces for communicating with the host.

The LDS700x family supports supply voltages from 2.7 to 3.6V. The 48-pin LDS7001 offers General Purpose I/O (GPIO). The I<sup>2</sup>C clock and data lines support a 1.8V to 3.6V voltage interface using the V<sub>DDIO</sub> pin. The SPI interface supports 2.7 to 3.6V operation and V<sub>DDIO</sub> voltage must be the same as V<sub>DD</sub>.

## APPLICATIONS

- Mobile handsets, personal media players
- Portable navigation devices
- Remote controls
- Office equipment, multi-function printers
- Set top boxes
- Home appliances
- Brown goods
- Industrial controls
- Digital cameras
- Consumer products

## FUNCTIONAL BLOCK DIAGRAMS



## PRODUCT SPECIFICATIONS

Part Number	Touch Sensors	SPI Interface	I²C Interface	GPIO's	Package
LDS7000	30	-	Yes	0	5 x 5 x 0.75mm 40-pin TQFN
LDS7001	35	Yes	Yes	1	6 x 6 x 0.75mm 48-pin TQFN

Discover what IDT know-how  
can do for you:

[www.IDT.com/go/Touch](http://www.IDT.com/go/Touch)