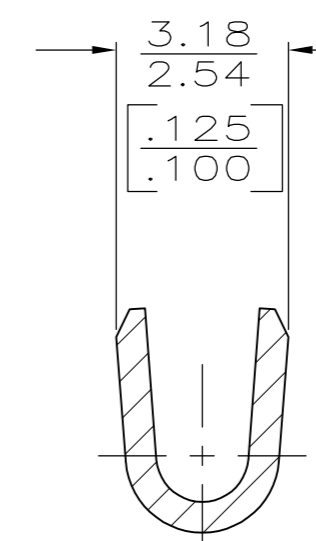
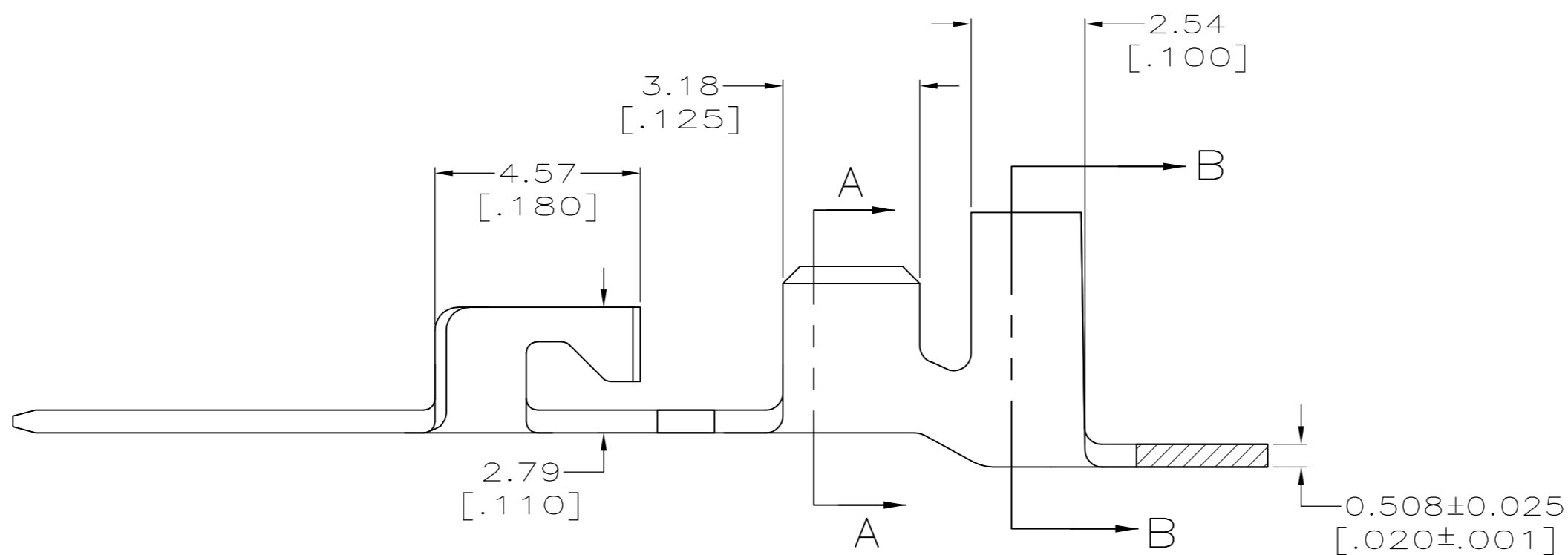
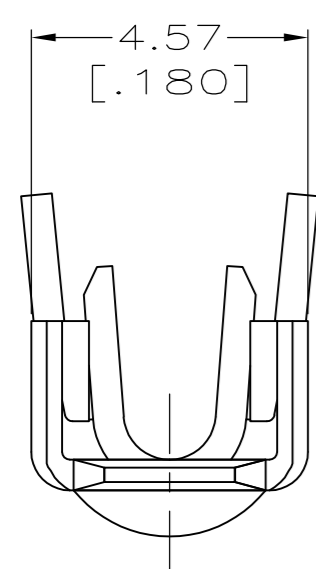
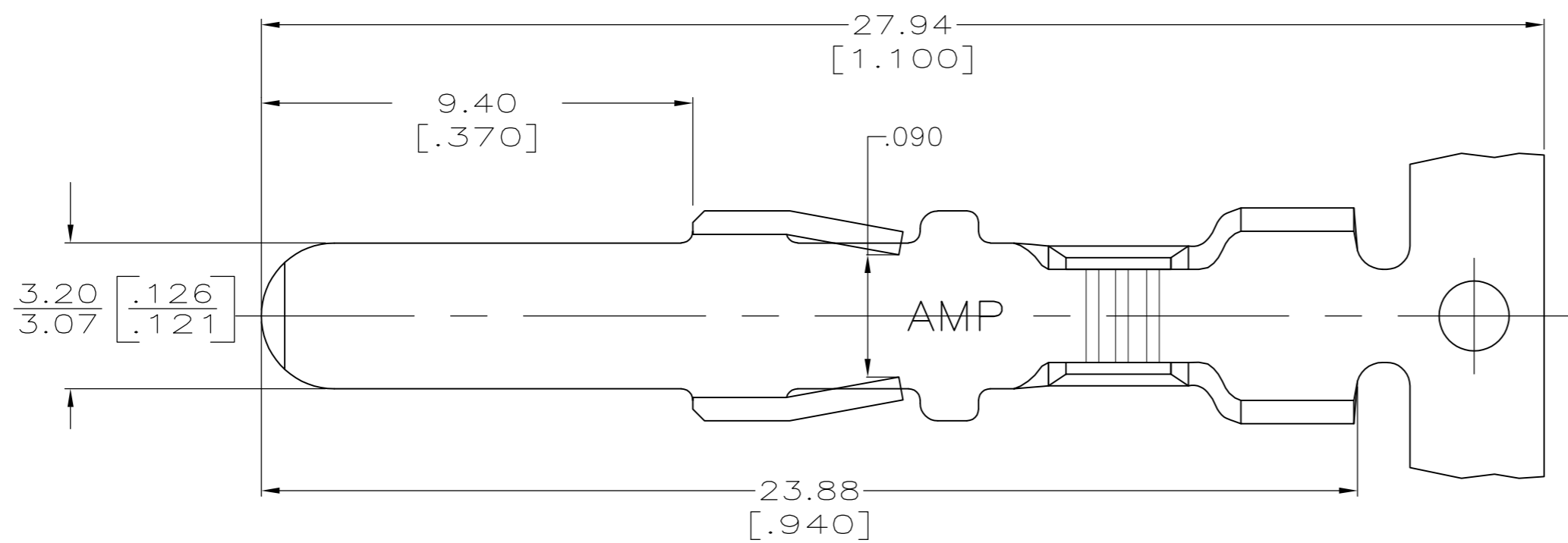


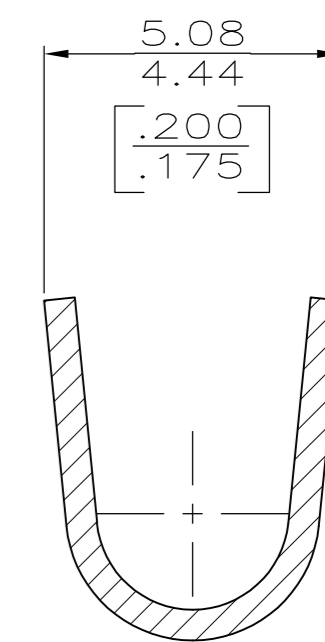
THIS DRAWING IS UNPUBLISHED. RELEASED FOR PUBLICATION
 © COPYRIGHT - By - ALL RIGHTS RESERVED.

LOC	DIST	REVISIONS					
		P	LTR	DESCRIPTION	DATE	DWN	APVD
AF	50	J1		REVISED PER ECR-12-019658	23NOV12	KH	GJ

- 1 CONTINUOUS STRIP ON REEL.
- 2 INSULATION RANGE 3.12[.123] MAX DIA.
- 3 WIRE SIZE IS 0.5-1.3mm²[#20-#16 AWG]



SECTION A-A



SECTION B-B

1217071-1
 PART NO

THIS DRAWING IS A CONTROLLED DOCUMENT.		DWN	JR RUTH	3/10/98	TE TE Connectivity											
DIMENSIONS: mm [INCHES]		CHK	P FORTNEY	3/10/98												
TOLERANCES UNLESS OTHERWISE SPECIFIED:		APVD	R KUZO	3/10/98												
<table border="0"> <tr><td>0 PLC</td><td>± -</td></tr> <tr><td>1 PLC</td><td>± -</td></tr> <tr><td>2 PLC</td><td>± 0.25 [.010]</td></tr> <tr><td>3 PLC</td><td>± -</td></tr> <tr><td>4 PLC</td><td>± -</td></tr> <tr><td>ANGLES</td><td>± -</td></tr> </table>		0 PLC	± -	1 PLC		± -	2 PLC	± 0.25 [.010]	3 PLC	± -	4 PLC	± -	ANGLES	± -	PRODUCT SPEC	NAME
0 PLC	± -															
1 PLC	± -															
2 PLC	± 0.25 [.010]															
3 PLC	± -															
4 PLC	± -															
ANGLES	± -															
MATERIAL BRASS		FINISH	POST PLATED TIN		APPLICATION SPEC											
		WEIGHT	-		114-2145											
		CUSTOMER DRAWING	SCALE	8:1	SIZE											
			SHEET	1 OF 1	CAGE CODE											
			REV	J1	DRAWING NO											
					RESTRICTED TO											
					A2 00779 C=1217071											

Mouser Electronics

Authorized Distributor

Click to View Pricing, Inventory, Delivery & Lifecycle Information:

[TE Connectivity:](#)

[1217071-1](#)