



Main

| | |
|-------------------------------|--|
| Range of product | OsiSense XC |
| Series name | Standard format |
| Product or component type | Limit switch |
| Device short name | XCNTR |
| Sensor design | Compact |
| Reset | With |
| Body type | Fixed |
| Head type | Plunger head |
| Material | Plastic |
| Body material | Plastic |
| Head material | Plastic |
| Fixing mode | By the body |
| Movement of operating head | Linear |
| Type of operator | Spring return roller lever plunger thermoplastic |
| Type of approach | Lateral approach 1 direction |
| Number of poles | 2 |
| Contacts type and composition | 1 NC + 1 NO |
| Contact operation | Snap action |

Complementary

| | |
|--|---|
| Switch actuation | By 30° cam |
| Electrical connection | Screw-clamp terminals, clamping capacity: 1 x 0.34...2 x 1.5 mm ² |
| Cable entry | 2 entries tapped for Pg 11 cable gland |
| Contacts insulation form | Zb |
| Positive opening | With |
| Positive opening minimum force | 10 N |
| Minimum force for tripping | 6 N |
| Maximum actuation speed | 3.28 ft/s (1 m/s) |
| Contact code designation | R300, DC-13 (U _e = 250 V, I _e = 0.1 A) conforming to EN/IEC 60947-5-1 appendix A A300, AC-15 (U _e = 240 V, I _e = 3 A), I _{the} = 10 A conforming to EN/IEC 60947-5-1 appendix A |
| [Ui] rated insulation voltage | 300 V conforming to UL 508 500 V degree of pollution 3 conforming to EN/IEC 60947-1 300 V conforming to CSA C22.2 No 14 |
| [Uimp] rated impulse withstand voltage | 6 kV conforming to IEC 60664 6 kV conforming to IEC 60947-1 |
| Short-circuit protection | 10 A cartridge fuse type gG |
| Mechanical durability | 100000 cycles |
| Width | 2.31 in (58.8 mm) |
| Height | 4.01 in (101.81 mm) |
| Depth | 1.51 in (38.28 mm) |

Environment

| | |
|-------------------------|---|
| shock resistance | 50 gn (duration = 11 ms) conforming to IEC 60068-2-27 |
| vibration resistance | 25 gn (f = 10...500 Hz) conforming to IEC 60068-2-6 |
| IP degree of protection | IP65 conforming to IEC 60529 |
| IK degree of protection | IK04 conforming to EN 50102 |

The information provided in this documentation contains general descriptions and/or technical characteristics of the products contained herein. This documentation is not intended as a substitute for and is not to be used for determining suitability or reliability of these products for specific user applications. It is the duty of any such user or integrator to perform the appropriate and complete risk analysis, evaluation and testing of the products with respect to the relevant specific application or use thereof. Neither Schneider Electric Industries SAS nor any of its affiliates or subsidiaries shall be responsible or liable for misuse of the information contained herein.

| | |
|---------------------------------------|---|
| electrical shock protection class | Class II conforming to IEC 61140 Class II conforming to NF C 20030 |
| ambient air temperature for operation | -13...158 °F (-25...70 °C) |
| ambient air temperature for storage | -40...158 °F (-40...70 °C) |
| protective treatment | TC |
| product certifications | CCC CSA UL |
| standards | EN/IEC 60204-1 EN/IEC 60947-5-1 UL 508 CSA C22.2 No 14 |

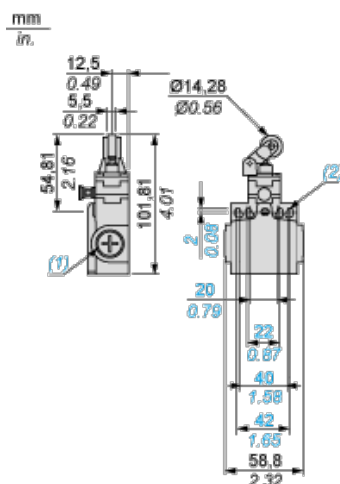
Offer Sustainability

| | |
|--|--|
| Green Premium product | Green Premium product |
| Compliant - since 1024 - Schneider Electric declaration of conformity | Compliant - since 1024 - Schneider Electric declaration of conformity |
| Reference not containing SVHC above the threshold | Reference not containing SVHC above the threshold |
| WARNING: This product can expose you to chemicals including: | WARNING: This product can expose you to chemicals including: |
| Diisononyl phthalate (DINP), which is known to the State of California to cause cancer, and | Diisononyl phthalate (DINP), which is known to the State of California to cause cancer, and |
| Di-isodecyl phthalate (DIDP), which is known to the State of California to cause birth defects or other reproductive harm. | Di-isodecyl phthalate (DIDP), which is known to the State of California to cause birth defects or other reproductive harm. |
| For more information go to www.p65warnings.ca.gov | For more information go to www.p65warnings.ca.gov |

Contractual warranty

| | |
|-----------------|-----------|
| Warranty period | 18 months |
|-----------------|-----------|

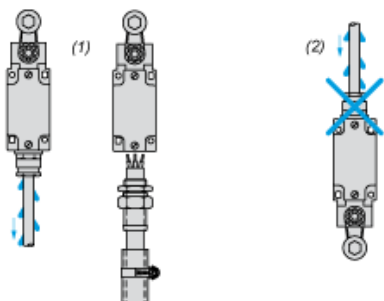
Dimensions



- (1) 2 tapped entry for Pg 11 cable gland
(2) Ø: 4 elongated holes Ø 4.3 x 6.3.

Mounting with Cable Entry

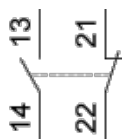
Position of Cable Gland



- (1) Recommended
(2) To be avoided

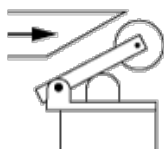
Wiring Diagrams

2-pole NC + NO Snap Action

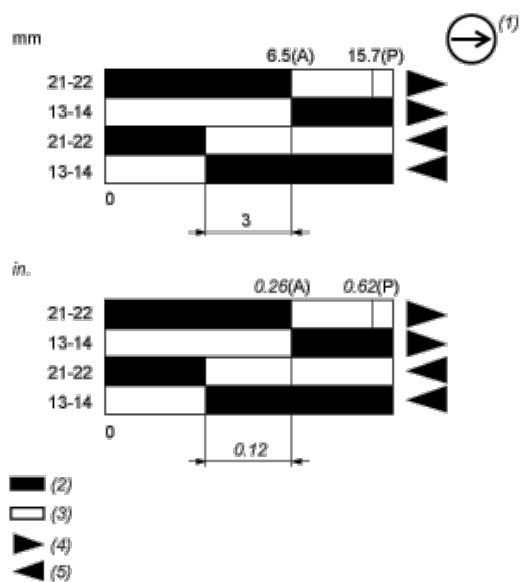


Characteristics of Actuation

Switch Actuation by 30° Cam



Functionnal Diagram



- (P) Positive opening point
(A) Cam displacement
(1) NC contact with positive opening operation
(2) Closed
(3) Open
(4) Tripping
(5) Resetting

Mouser Electronics

Authorized Distributor

Click to View Pricing, Inventory, Delivery & Lifecycle Information:

[Schneider Electric:](#)

[XCNTR2121G11](#)