

DC to 65 GHz, HV Connector Attenuators

HV-AT Series



Overview

Small, lightweight and low V.S.W.R makes it ideally suited for the widely used high frequency transmission applications.

Frequency bandwidth and high reliability is achieved by the use of resistance substrate on the extremely thin board, to form a suspended line.

HRS unique resistance substrate design and center conductor connection assures consistent and stable performance in changing temperature environments.

Features

- 1. Low V.S.W.R.**
1.4 (Typical DC to 65 GHz)
- 2. Space-saving design**
Overall dimensions: 9 mm dia. x 24.64 mm long.
- 3. Lightweight**
Total weight: 5.86 g.
- 4. Mating compatibility**
Will mate with corresponding V Connector™ or 1.85mm connector. (Note)
- 5. RoHS compliant**
All components and materials comply with EU Directive 2002/95/EC.

Applications

- * Optical transmission devices
- * Network analyzers
- * BERTS (Bit Error Ratio Testing Systems)
- * FWA (Fixed Wireless Access)
- * Measurement applications requiring transmission frequencies of up to 65 GHz.

Note: V Connectors is a registered trademark of Anritsu Corporation.

Specifications

Rating	Frequency range Characteristic impedance Power Weight	DC to 65GHz 50Ω 1W CW (At 65°C) 5.86g	Operating temperature range Operating relative humidity	-10°C to +65°C 90% max.
--------	--	--	--	----------------------------

Part No.	Attenuation (dB)				V.S.W.R. (Max)				RoHS
	DC~18GHz	18~26.5GHz	26.5~40GHz	40~65GHz	DC~18GHz	18~26.5GHz	26.5~40GHz	40~65GHz	
HV-AT(0)-PJ	0 ^{+0.4}	0 ^{+0.5}	0 ^{+0.8}	0 ⁺¹	1.35	1.4	1.55		YES
HV-AT(3)-PJ	3 ^{+0.6} _{-0.4}	3 ^{+0.7} _{-0.4}	3 ^{+0.9} _{-0.4}	3 ^{+1.5} _{-0.4}	1.4		1.55		
HV-AT(6)-PJ	6 ^{+0.7} _{-0.3}	6 ^{+0.8} _{-0.3}	6 ^{+0.9} _{-0.3}	6 ^{+1.5} _{-0.3}	1.4		1.6		
HV-AT(10)-PJ	10 ^{+0.9} _{-0.7}	10 ^{+0.4} _{-0.7}	10 ^{+0.6} _{-0.7}	10 ^{+1.5} _{-0.7}	1.4		1.6		
HV-AT(20)-PJ	20 ^{+0.7} _{-0.3}	20 ^{+0.9} _{-0.3}	20 ^{+1.1} _{-0.3}	20 ^{+1.3} _{-0.3}	1.4		1.6		

Item	Specification	Conditions
1.Vibration	No electrical discontinuity of 1 μ s sec. max. No damage, cracks, or parts dislocation.	Frequency 10 to 55 Hz, single amplitude of 1.5mm, 3 axis, duration of 2 hours.
2.Shock	No electrical discontinuity of 1 μ s sec. max. No damage, cracks, or parts dislocation.	Acceleration of 490m/s ² , sine half-wave waveform, 3 cycles in each of the 3 axis.
3.Temperature cycle	No damage, cracks, or parts dislocation.	Temperature: -55 $^{\circ}$ C \rightarrow 15 $^{\circ}$ C to 25 $^{\circ}$ C \rightarrow 125 $^{\circ}$ C \rightarrow 15 $^{\circ}$ C to 25 $^{\circ}$ C Duration (Minutes): 30 \rightarrow 2 to 3 \rightarrow 30 \rightarrow 2 to 3 100 cycles
4.High temperature exposure	No damage, cracks, or parts dislocation.	48 hours at 125 $^{\circ}$ C
5.Low temperature exposure	No damage, cracks, or parts dislocation.	48 hours at -55 $^{\circ}$ C
6.Corrosion resistance	No corrosion	5% salt water solution, 48 hours at 35 $^{\circ}$ C

Materials and Finishes

Components	Material	Finish
Shell	Stainless steel	Passivated
Coupling		
Insulator	PTFE (Polytetrafluoroethylene)	————
Male contact	Brass	Gold plated
Female contact	Beryllium copper	Gold plated
Attenuation element	Metal film	————

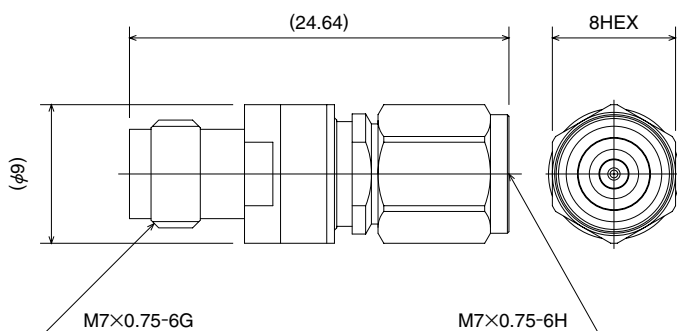
Ordering information

HV - AT (※※) - PJ

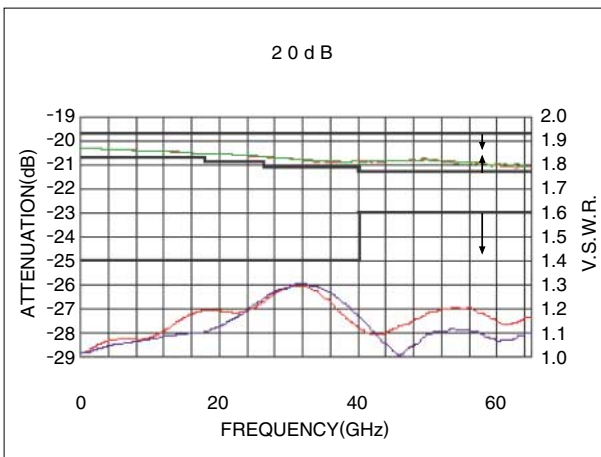
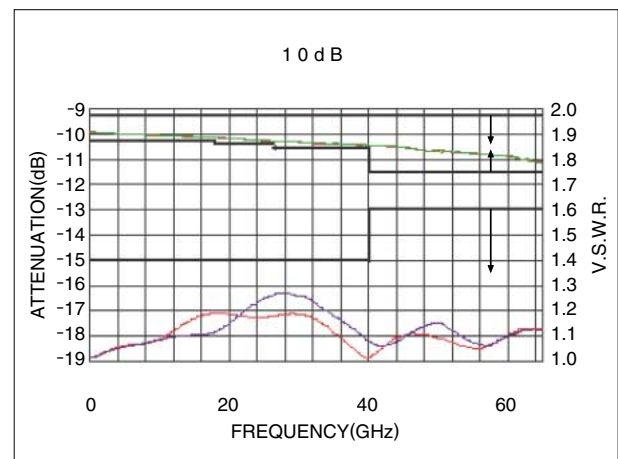
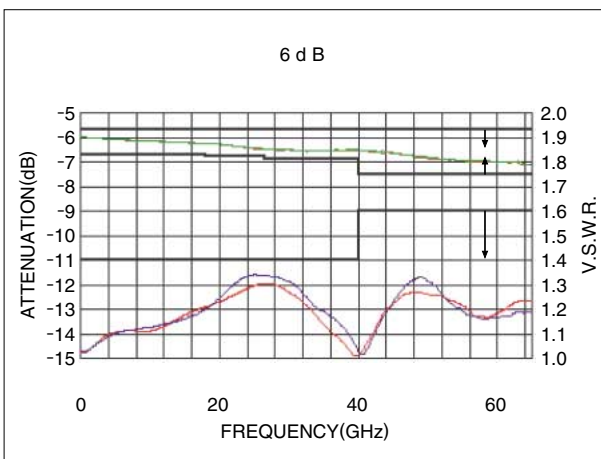
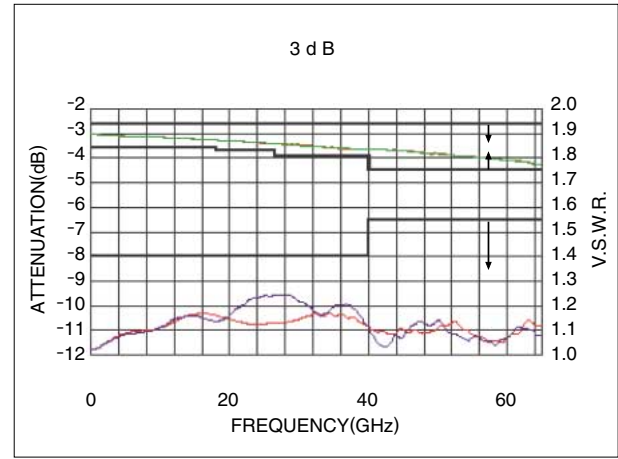
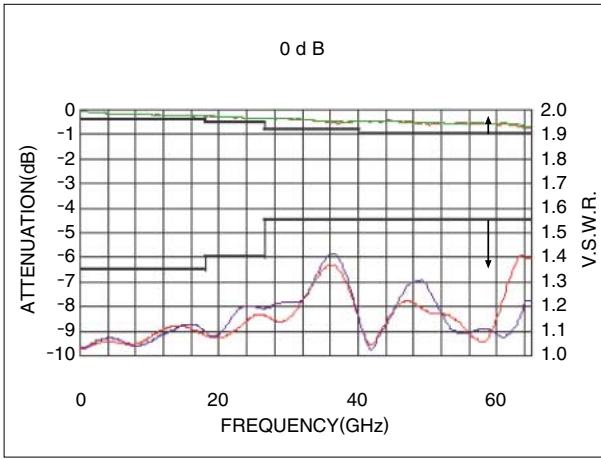
① ② ③ ④

① Series name	: HV Series
② AT	: Attenuator
③ Attenuation	: 0 ... 0 dB
④ Connector type	: PJ ... Plug · jack

Plug-Jack type Attenuator



Typical data



Usage Precautions

1. The center pin contact is 0.511mm diameter. Exercise care when handling the attenuator as NOT to damage or deform this contact. When mating the attenuator with corresponding connector rotate only the hex part. Do not apply axial loads to the center contact or the attenuator body itself.
2. Keep both mating ends free of contamination. If needed, they can be cleaned with alcohol.

Mouser Electronics

Authorized Distributor

Click to View Pricing, Inventory, Delivery & Lifecycle Information:

[Hirose Electric:](#)

[HV-AT\(0\)-PJ](#) [HV-AT\(3\)-PJ](#) [HV-AT\(6\)-PJ](#) [HV-AT\(10\)-PJ](#) [HV-AT\(20\)-PJ](#)