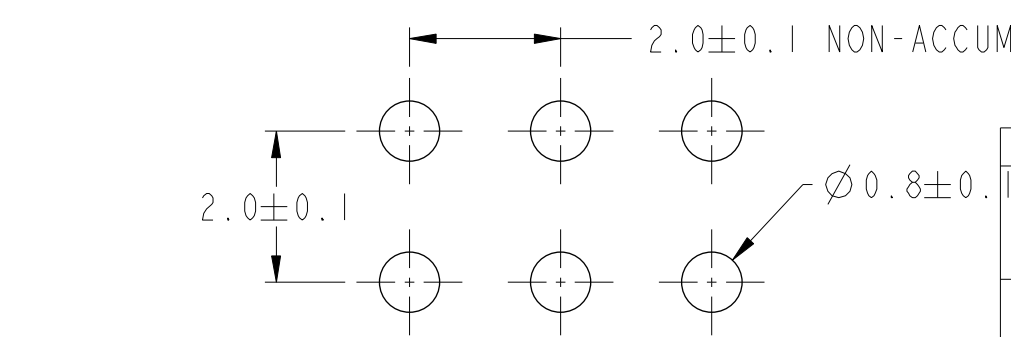
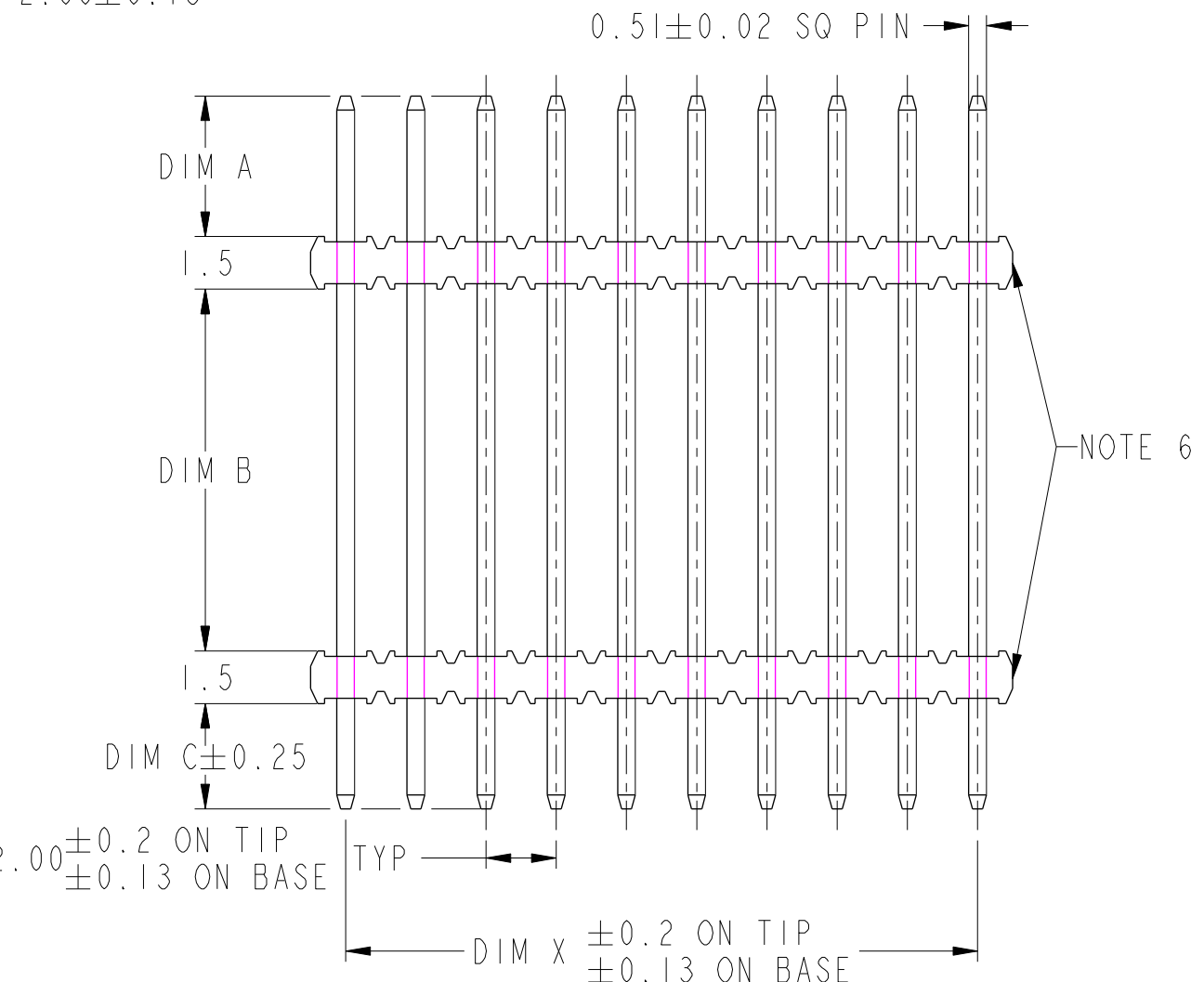
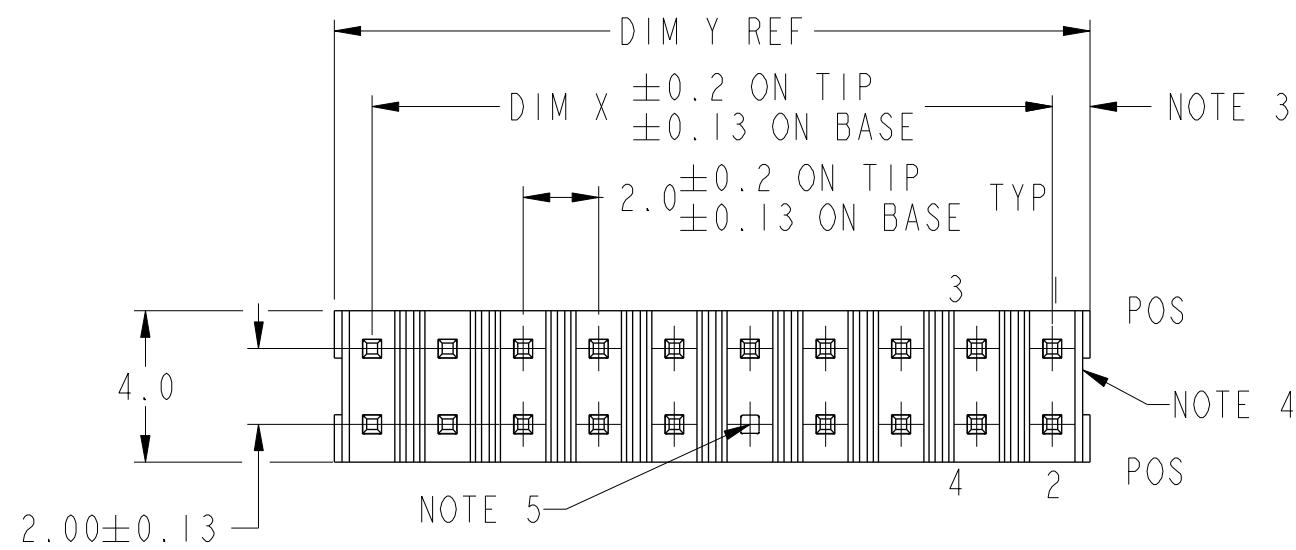


1

2

3

4



NOTES:

1. MATERIAL:
BODY : GLASS FILLED NYLON UL 94V-0 BLACK
PIN : PHOSPHOR BRONZE
2. TOLERANCE UNLESS OTHERWISE NOTED ± 0.25
3. DIM 1.0 ± 0.15 FOR MOLDED SIDE(S) ONLY. IF SIDE(S) ARE BROKEN, DIM 1.5 MAX APPLIES.
4. RECESS APPLIES TO MOLDED SIDE(S) ONLY.
5. POLARISATION BY OMISSION OF PIN. POSITION REFER TO TABLE.
6. MOLDED SIDES OF HSG TO BE ON SAME END FOR STACKABILITY-APPLICABLE FOR SPECIFIC P/N.
7. **MAX. PIN LENGTH POSSIBLE IS 21.0mm.
MAX. NUMBER OF POSITION IS 2 X 25.
8. PRODUCT DESCRIPTION CODE:
XXXXX-XXXLF
 - LEAD FREE. SEE NOTES 9 & 11
 - EXTENSION NUMBER
 - BASE NUMBER
9. P/N:90599-XXXLF IS SAME AS P/N:90599-XXX. THE SUFFIX 'LF' IS ADDED JUST FOR EASY LEAD FREE IDENTIFICATION.
10. THE HOUSING WILL WITHSTAND EXPOSURE TO 260°C PEAK TEMPERATURE FOR 10 SECONDS IN A WAVE SOLDER APPLICATION WITH A 1.57MM MINIMUM THICK CIRCUIT BOARD.
11. THIS PRODUCT MEETS EUROPEAN UNION DIRECTIVES AND OTHER COUNTRY REGULATIONS AS DESCRIBED IN GS-22-008.

Ampnenol FCI

© 2016 AFCI

spec ref	-	dr	JPE Yuan-Yuan Bao	2010/11/01	projection	MM	size	A3	scale	ELX-N-28009-1
tolerance std	ISO 406 ISO 1101	eng	JPE	2017/09/20			ecn no	Released	rel level	Released
TOLERANCES UNLESS OTHERWISE SPECIFIED		chr	KH Tim Yao	2017/09/22						
surface	ISO 1302	appr	JOEY NG	2010-01-08	product family	MINITEK	rel level	Released	rev	BS
	linear				MINITEK II	90599				
	angular				RAIL-ROAD STR HDR					
		0.X	± 0.30		www.fci.com	cat. no.	PDS: Rev:BS	Product - Customer Drw	STATUS: Released	sheet 1 of 4
		0.XX	± 0.25							Printed: Jun 03, 2019
		0.XXX	± 0.15							
		0°	$\pm 5°$							

A

B

C

D

A

B

C

BS

1				2			3		4
PRODUCT NO.	POS	DIM X	DIM Y	DIM A	DIM B	DIM C	PLATING	POL. POS	
90599-001	2X8	14	16	4.0	10.3	3.0	0.2µm MIN Au	-	
002	2X20	38	40	4.0	-	3.0	0.2µm MIN Au	-	
003	2X25	48	50	4.0	5.9	3.0	0.2µm MIN Au	-	
004	2X10	18	20	4.0	0.5	3.0	0.2µm MIN Au	-	
005	2X25	48	50	4.0	-	3.0	0.2µm MIN Au	-	
006	2X8	14	16	3.5	5.0	3.0	0.2µm MIN Au	-	
007	2X10	18	20	4.0	3.0	3.0	0.2µm MIN Au	-	
008	2X9	16	18	4.0	7.5	2.5	0.38µm MIN GXT	-	
009	2X10	18	20	4.0	3.0	3.0	0.2µm MIN Au	10, 11	
010	2X10	18	20	4.0	3.0	3.0	0.2µm MIN Au	10	
011	2X4	6	8	4.0	4.5	1.5	0.2µm MIN Au	-	
012	2X5	8	10	4.0	5.0	2.5	0.2µm MIN Au	-	
013	2X12	22	24	8.9	9.7	2.5	0.38µm MIN GXT	-	
014	2X4	6	8	4.0	4.5	2.5	0.2µm MIN Au	-	
015	2X11	20	22	4.0	7.0	2.5	0.2µm MIN Au	-	
016	2X8	14	16	4.0	6.5	3.0	0.2µm MIN Au	-	
017	2X10	18	20	4.0	10.3	3.0	0.2µm MIN Au	-	
018	2X8	14	16	4.0	7.5	2.5	0.2µm MIN Au	-	
019	2X20	38	40	6.0	5.0	2.5	0.76µm MIN GXT	-	
020	2X5	8	10	2.3	2.0	4.0	0.38µm MIN Au	-	
021	2X14	26	28	4.0	3.0	2.3	0.38µm MIN GXT	-	
022	2X14	26	28	4.0	8.0	2.3	0.38µm MIN GXT	-	
023	2X17	32	34	4.0	3.0	2.3	0.38µm MIN GXT	-	
024	2X17	32	34	4.0	8.0	2.3	0.38µm MIN GXT	-	
025	2X4	6	8	4.0	-	2.5	0.2µm MIN Au	-	

Ampnenol
FCi

© 2016 APCI

dr	JPE Yuan-Yuan Bao	2017/09/20	projection	MM	size	A3	scale	ELX-N-28009-1
eng	JPE				ec n no		Released	
chr	KH Tim Yao	2017/09/22			rel level		Released	
appr	JOEY NG	2010-01-08	product family	MINITEK	rev no	90599	rev	BS
www.fci.com		cat. no.	MINITEK II RAIL-ROAD STR HDR		Product - Customer Drw		sheet 2 of 4	



A

B

C

D

A

B

C

D

1				2			3		4
PRODUCT NO.	POS	DIM X	DIM Y	DIM A	DIM B	DIM C	PLATING	POL. POS	
90599-026	2X6	10	12	4.0	3.0	2.3	0.38µm MIN GXT	-	
027	2X25	48	50	4.0	8.0	2.3	0.38µm MIN GXT	-	
028	2X12	22	24	5.5	10.7	2.5	0.38µm MIN GXT	-	
029	2X4	6	8	4.0	9.0	2.3	0.38µm MIN GXT	-	
030	2X7	12	14	4.0	9.0	2.3	0.38µm MIN GXT	-	
031	2X15	28	30	4.0	9.0	2.3	0.38µm MIN GXT	-	
032	2X15	28	30	4.0	6.0	2.3	0.38µm MIN GXT	-	
033	2X4	6	8	4.0	0.5	2.3	0.38µm MIN GXT	-	
034	2X18	34	36	4.0	8.0	2.3	0.38µm MIN GXT	-	
035	2X15	28	30	4.0	7.0	2.3	0.38µm MIN GXT	-	
036	2X15	28	30	4.0	3.0	2.3	0.38µm MIN GXT	-	
037	2X14	26	28	4.0	5.0	2.5	0.76µm MIN Au	-	
038	2X22	42	44	4.2 ⁺⁰ _{-0.1}	4.5 ⁺⁰ _{-0.2}	2.8	0.76µm MIN GXT	-	
039	2X22	42	44	4.2 ⁺⁰ _{-0.1}	9.5 ⁺⁰ _{-0.2}	2.8	0.76µm MIN GXT	-	
040	2X22	42	44	4.2 ⁺⁰ _{-0.1}	14.5 ⁺⁰ _{-0.2}	2.8	0.76µm MIN GXT	-	
041	2X4	6	8	4.0	3.5	2.5	0.38µm MIN Au	-	
042	2X15	28	30	4.0	9.7	2.35	0.38µm MIN GXT	-	
043	2X15	28	30	8.3	3.7	2.5	0.38µm MIN GXT	-	
044	2X22	42	44	4.0	8.0	2.3	0.38µm MIN GXT	-	
045	2X18	34	36	4.0	2.5	2.5	0.38µm MIN GXT	-	
046	2X20	38	40	4.0	5.0	3.0	0.76µm MIN GXT	-	
047	2X6	10	12	2.8	1.7 ^{+0.1} ₋₀	2.5	0.38µm MIN GXT	-	
048	2X16	30	32	4.0	8.0	3.0	0.38µm MIN GXT	-	
049	2X15	28	30	4.3	6.7	2.3	0.38µm MIN GXT	-	
050	2X4	6	8	4.35	1.0	4.35	0.38µm MIN GXT	-	

Ampnenol
FCi

© 2016 AFCi

wadmin, wcadm 2010/11/01

dr	JPE Yuan-Yuan Bao	2017/09/20	projection	MM	size	A3	scale	ELX-N-28009-1
eng	JPE				ecn no		Released	
chr	KH Tim Yao	2017/09/22			rel level		Released	
appr	JOEY NG	2010-01-08	product family	MINITEK	rev no	90599	rev	BS
www.fci.com		cat. no.	PDS: Rev:BS		Product - Customer Drw	STATUS: Released	sheet 3 of 4	Printed: Jun 03, 2019

A

B

C

D

A

B

C

D

PRODUCT NO.	POS	DIM X	DIM Y	DIM A	DIM B	DIM C	PLATING	POL. POS
90599-051	2X14	26	28	4.0	3.6	3.0	0.76µm MIN Au	-
052	2X6	10	12	4.0	3.6	3.0	0.76µm MIN Au	-
053	2X5	8	10	4.0	6.5	3.0	0.76µm MIN Au	-
054	2X24	46	48	4.0	10.3	3.0	0.2µm MIN Au	-
055	2X10	18	20	3.8	9.7	3.8	0.38µm MIN GXT	-
056	2X15	28	30	3.9	0.6	3.9	0.76µm MIN Au	-
057	2X20	38	40	4.9	2.1	4.9	0.76µm MIN Au	-
058	2X2	2	4	3.4	2.0	3.4	0.38µm MIN Au	-
059	2X10	18	20	4.0	7.3	4.0	0.76µm MIN GXT	-
060	2X25	48	50	4.0	7.3	4.0	0.76µm MIN GXT	-
061	2X20	38	40	3.9	2.1	3.9	0.76µm MIN GXT	-
062	2X15	28	30	4.5	11.0	4.5	0.2µm MIN Au	-
063	2X20	38	40	5.6	2.8	5.6	0.76µm MIN Au	-
064	2X20	38	40	3.6	3.2	3.6	0.76µm MIN Au	-
065	2X15	28	30	3.6	3.2	3.6	0.76µm MIN Au	-
066	2X10	18	20	3.5	9.6	3.5	0.76µm MIN Au	-
067	2X5	8	10	3.6	6.9	2.0	0.76µm MIN Au	-
068	2X10	18	20	3.6	6.9	2.0	0.76µm MIN Au	-
069	2X12	22	24	3.6	6.9	2.0	0.76µm MIN Au	-
070	2X17	32	34	3.6	6.9	2.0	0.76µm MIN Au	-
071	2X10	18	20	5.8	4.0	3.5	0.76µm MIN Au	-
072	2X15	28	30	4.3	6.7	4.3	0.38µm MIN GXT	-
073	2X16	30	32	2.5	22.0	2.5	0.76µm MIN Au	-
074	2X12	22	24	7.0	17.0	3.0	0.2µm MIN Au	-
075	2X8	14	16	7.0	3.0	7.0	CONTACT:0.05um MIN. Au TAIL:2.54um MIN. matte Sn	-
076	2X5	8	10	5.6	4.9	5.6	0.2um MIN. Au	-
077	2X8	14	16	6.0	10.5	4.0	0.2um MIN. Au	-
078	2X18	34	36	6.0	12.0	4.0	0.2um MIN. Au	-
079	2X8	14	16	3.2	1.0	3.0	CONTACT: 0.38um Au TAIL: 2.54um Matte	-

SEE NOTE 6

SEE NOTE 6

SEE NOTE 6

dr	JPE Yuan-Yuan Bao	2010/11/01			size	A3	scale	ELX-N-28009-1
eng	JPE	2017/09/20			ecn no	Released		
chr	KH Tim Yao	2017/09/22			rel level	Released		
appr	JOEY NG	2010-01-08	product family	MINITEK	rel level	Released		
		title MINITEK II RAIL-ROAD STR HDR		dwg no 90599	rev BS			
www.fci.com		cat. no.	PDS: Rev:BS	Product - Customer Drw	sheet 4 of 4 Printed: Jun 03, 2019			

Ampnenol FCI

© 2016 APCI

Mouser Electronics

Authorized Distributor

Click to View Pricing, Inventory, Delivery & Lifecycle Information:

[FCI / Amphenol:](#)

[90599-003](#) [90599-004](#) [90599-008](#) [90599-015](#) [90599-016](#) [90599-057](#) [90599-079LF](#) [90599-082ULF](#) [90599-083ULF](#)