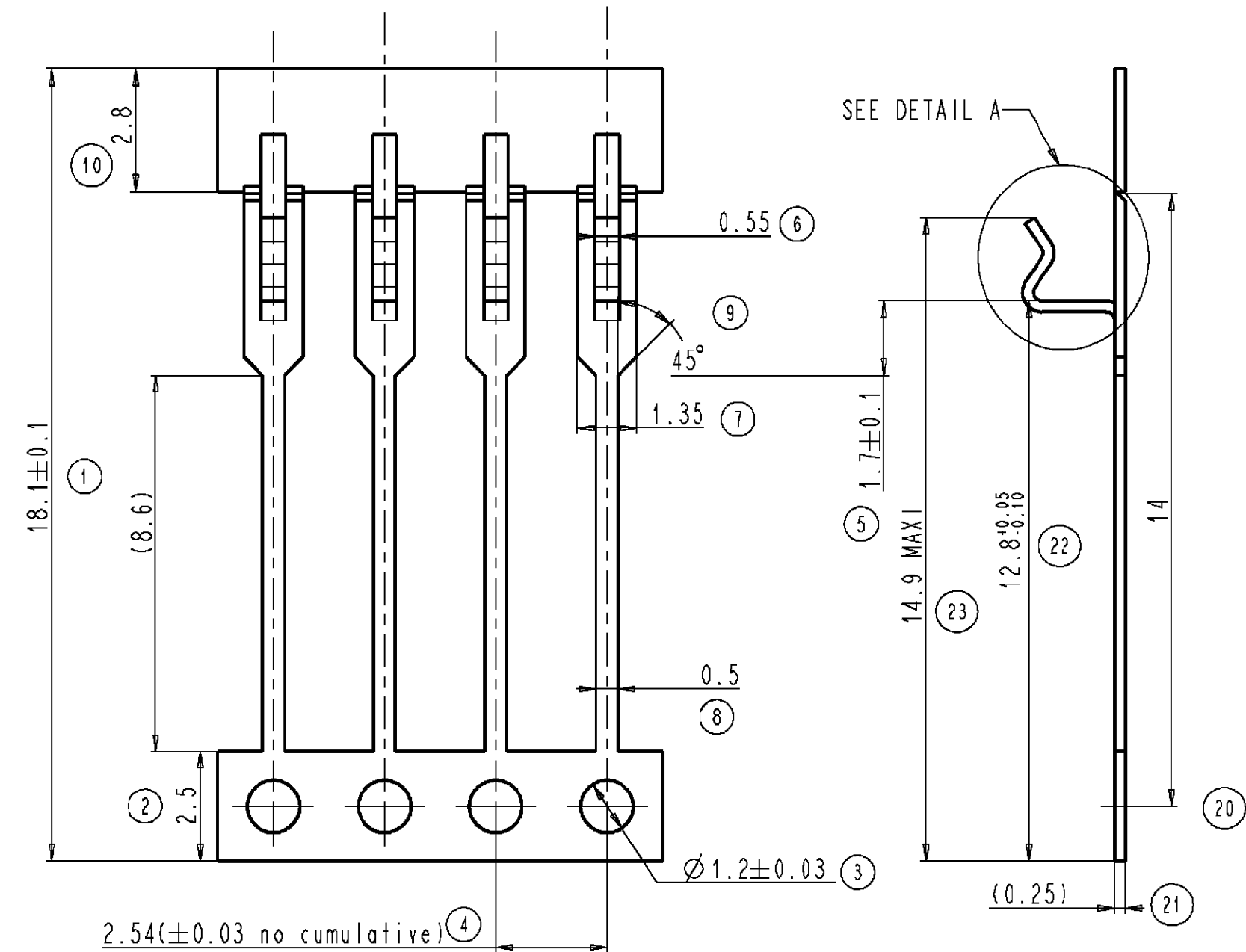
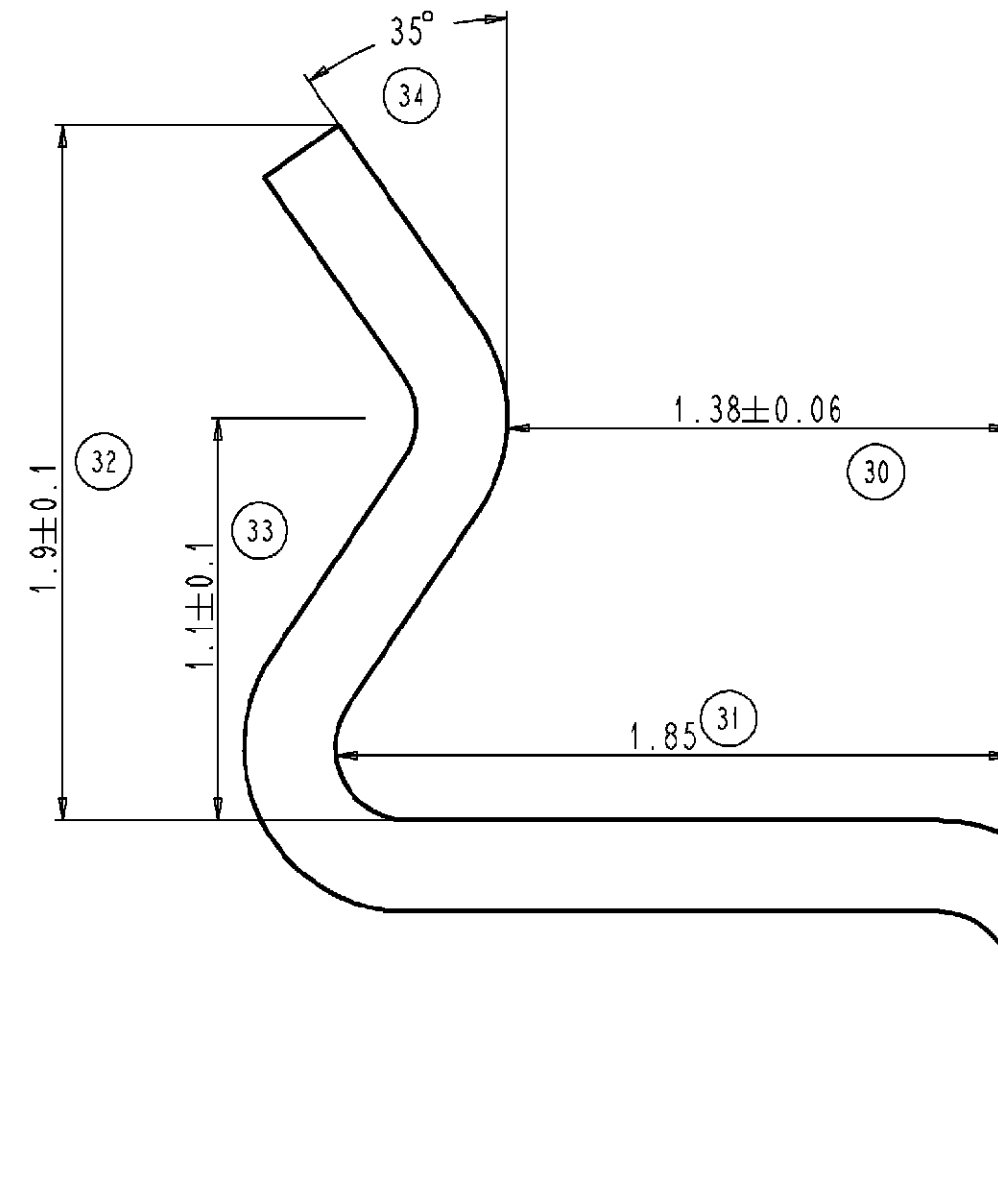


Scale 8

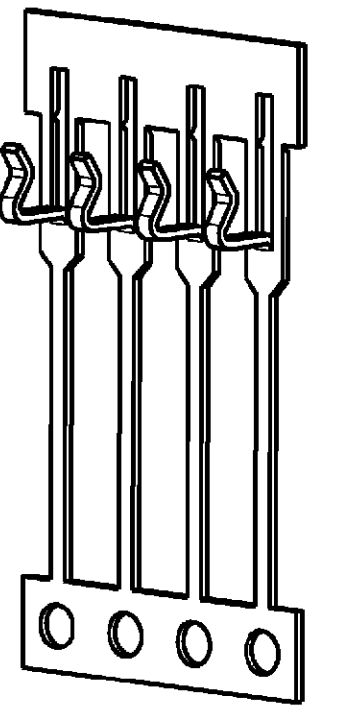


◆ BOWING: After upper tie bar removal: 1.5mm Maxi for 500mm
◆ SABRE: Après séparation du tie bar: 1.5mm Maxi sur 500mm
◆ PITCH: After upper tie bar removal: 2.54±0.127
◆ PAS: Après séparation du tie bar: 2.54±0.127

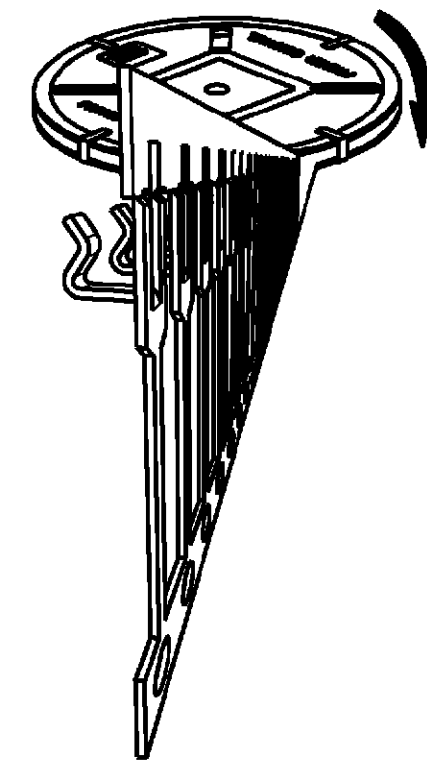
DETAIL A
Scale 50



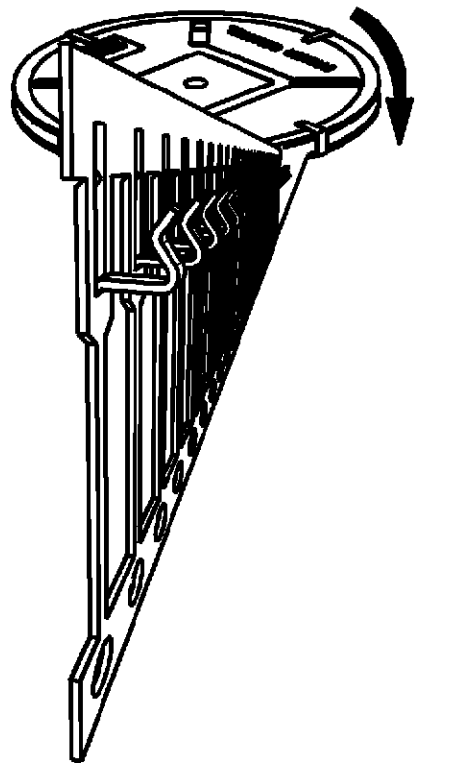
Scale 5



Winding direction 0
Sens d'enroulement 0



Winding direction 1
Sens d'enroulement 1



TYCO P/N	PRONER COMATEL P/N	PLATING	WINDING DIRECTION
0-1544210-1	510 2180 042 111	BEFORE STAMPING	0
0-1544207-1	510 2180 142 111	Sn: 112-18-4 3 à 7 µ	1
0-1544210-2	510 2180 044 111	AFTER STAMPING	0
		Ni: 112-25-3 1,27 à 3 µ Sn: 112-65-1 4 µ mini	0

	SM 105			
See table	Phosphorous bronze	/	See table	/
Reference/Designation	Material	Traitement	Protection	Quantity
Sub-Assy. : //				POUR DIFFUSION
Assembly : //				

Lead frame SIL



PRONER COMATEL

DEPARTEMENT TECHNIQUE

38530 CHAPAREILLAN

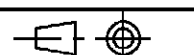
Tél: 04 76 45 34 34 Fax: 04 76 45 28 21

Scale: 8

Mass: //

Lin. Tol.: ± 0.05

Ang. Tol.: ± 7°



Format A2

4465 D 001

ER00-0283-04		SRd	11/6/04		B
MAJ, ajout enroulement annule et remplace 2180 B2, 2454	1482	JDt	24.08.2001	...	A1
Description of Modification	N° Avis Modif.	Drawn by	Date	Checked by	Ind.

Reproduction and diffusion forbidden without Proner Comatel agreement

Mouser Electronics

Authorized Distributor

Click to View Pricing, Inventory, Delivery & Lifecycle Information:

[TE Connectivity:](#)

[1544210-2](#)