

**NOT RECOMMENDED FOR NEW DESIGNS
USE SK12-LTP~SK110-LTP SERIES**



Micro Commercial Components



Micro Commercial Components
20736 Marilla Street Chatsworth
CA 91311
Phone: (818) 701-4933
Fax: (818) 701-4939

**SK12
THRU
SK110**

Features

- Lead Free Finish/Rohs Compliant (Note1) ("P" Suffix designates Compliant. See ordering information)
- Low Forward Voltage
- Guard Ring Protection
- High Current Capability
- Low Thermal Resistance
- Epoxy meets UL 94 V-0 flammability rating
- Moisture Sensitivity Level 1

Maximum Ratings

- Operating Temperature(Tj): -55°C to +125°C
- Storage Temperature(Tstg): -55°C to +150°C
- Maximum Thermal Resistance; 28°C/W Junction To Lead

MCC Catalog Number	Device Marking	Maximum Recurrent Peak Reverse Voltage	Maximum RMS Voltage	Maximum DC Blocking Voltage
SK12	SK12	20V	14V	20V
SK13	SK13	30V	21V	30V
SK14	SK14	40V	28V	40V
SK15	SK15	50V	35V	50V
SK16	SK16	60V	42V	60V
SK18	SK18	80V	56V	80V
SK110	SK110	100V	70V	100V

Electrical Characteristics @ 25°C Unless Otherwise Specified

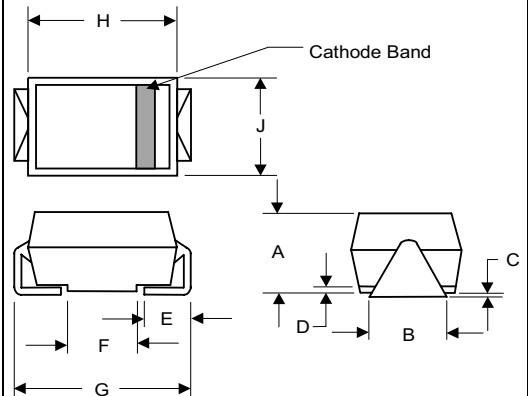
Average Forward Current	$I_{F(AV)}$	1.0A	$T_J = 90^\circ\text{C}$
Peak Forward Surge Current	I_{FSM}	30A	8.3ms, half sine
Maximum Instantaneous Forward Voltage	V_F	SK12 .45V SK13 .55V SK14 .60V SK15-16 .72V SK18-110 .85V	$I_{FM} = 1.0A;$ $T_a = 25^\circ\text{C}^*$
Maximum DC Reverse Current At Rated DC Blocking Voltage	I_R	0.5mA 20mA	$T_A = 25^\circ\text{C}$ $T_A = 100^\circ\text{C}$
Typical Junction Capacitance	C_J	SK12 110pF SK13-SK110 30pF	Measured at 1.0MHz, $V_R=4.0V$

*Pulse test: Pulse width 300 μsec , Duty cycle 2%

Note: 1. High Temperature Solder Exemptions Applied, see EU Directive Annex 7.

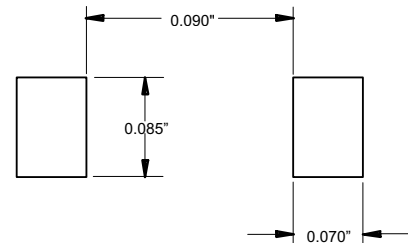
**1 Amp Schottky
Rectifier
20 to 100 Volts**

**DO-214AA
(HSMB) (Round Lead)**



DIM	DIMENSIONS				NOTE
	INCHES		MM		
A	.078	.116	1.98	2.95	
B	.075	.089	1.90	2.25	
C	.002	.008	.05	.20	
D	---	.02	---	.51	
E	.035	.055	.90	1.40	
F	.065	.091	1.65	2.32	
G	.205	.224	5.21	5.69	
H	.160	.180	4.06	4.57	
J	.130	.155	3.30	3.94	

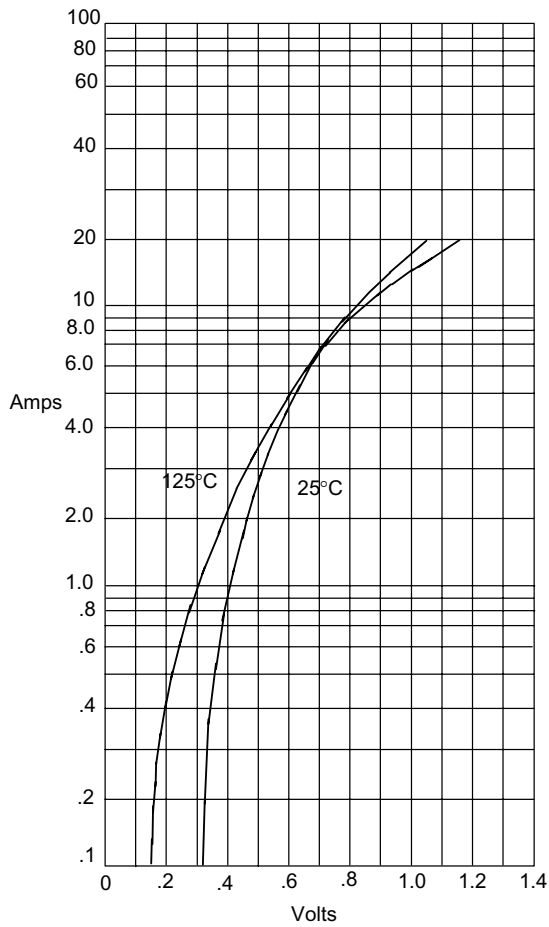
**SUGGESTED SOLDER
PAD LAYOUT**



www.mccsemi.com

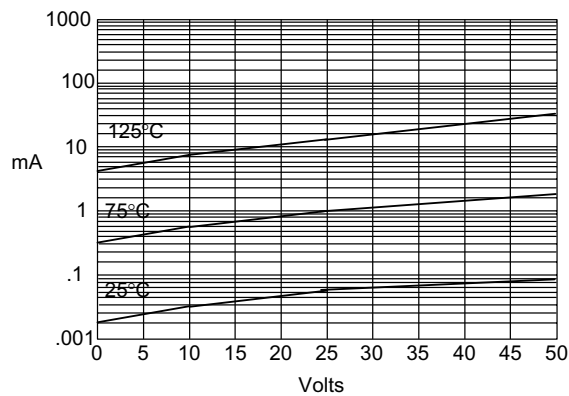
SK12

Figure 1
Typical Forward Characteristics



Instantaneous Forward Current - Amperes *versus*
Instantaneous Forward Voltage - Volts

Figure 2
Typical Reverse Characteristics



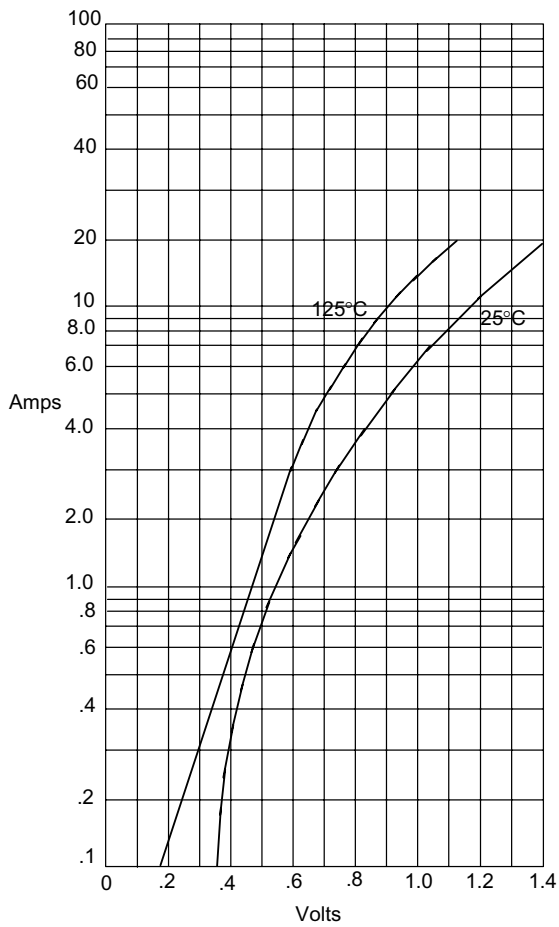
Typical Reverse Current - mA *versus*
Reverse Voltage - Volts

SK13 thru SK110



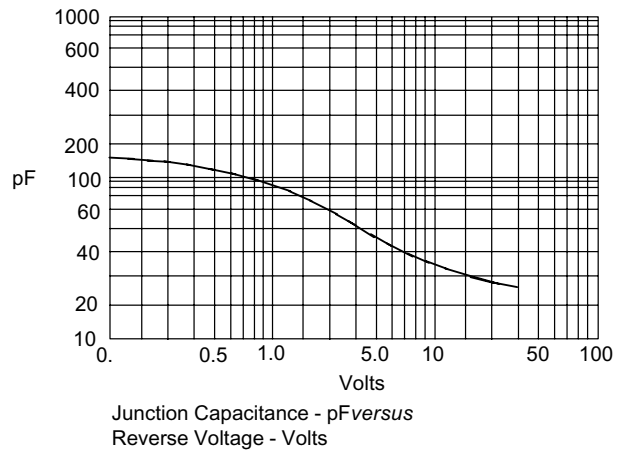
Micro Commercial Components

Figure 1
Typical Forward Characteristics



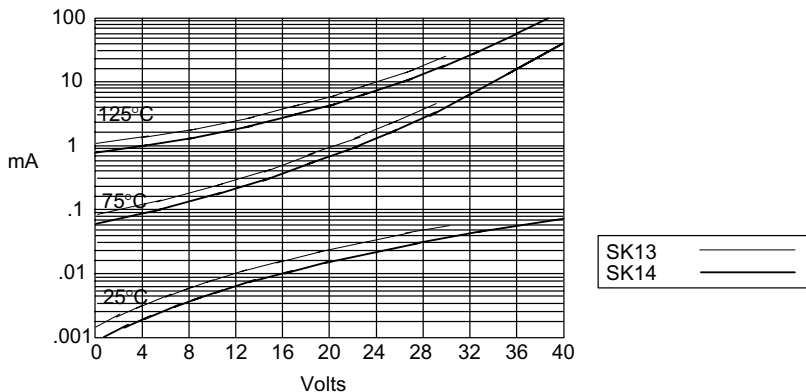
Instantaneous Forward Current - Amperes versus
Instantaneous Forward Voltage - Volts

Figure 3
Typical Junction Capacitance



Junction Capacitance - pF versus
Reverse Voltage - Volts

Figure 2
Typical Reverse Characteristics



Typical Reverse Current - mA versus
Reverse Voltage - Volts



TM

Micro Commercial Components

Ordering Information :

Device	Packing
Part Number-TP	Tape&Reel: 3Kpcs/Reel

IMPORTANT NOTICE

Micro Commercial Components Corp. reserves the right to make changes without further notice to any product herein to make corrections, modifications , enhancements , improvements , or other changes . **Micro Commercial Components Corp .** does not assume any liability arising out of the application or use of any product described herein; neither does it convey any license under its patent rights ,nor the rights of others . The user of products in such applications shall assume all risks of such use and will agree to hold **Micro Commercial Components Corp .** and all the companies whose products are represented on our website, harmless against all damages.

LIFE SUPPORT

MCC's products are not authorized for use as critical components in life support devices or systems without the express written approval of Micro Commercial Components Corporation.

CUSTOMER AWARENESS

Counterfeiting of semiconductor parts is a growing problem in the industry. Micro Commercial Components (MCC) is taking strong measures to protect ourselves and our customers from the proliferation of counterfeit parts. MCC strongly encourages customers to purchase MCC parts either directly from MCC or from Authorized MCC Distributors who are listed by country on our web page cited below. Products customers buy either from MCC directly or from Authorized MCC Distributors are genuine parts, have full traceability, meet MCC's quality standards for handling and storage. **MCC will not provide any warranty coverage or other assistance for parts bought from Unauthorized Sources.** MCC is committed to combat this global problem and encourage our customers to do their part in stopping this practice by buying direct or from authorized distributors.

www.mccsemi.com

Mouser Electronics

Authorized Distributor

Click to View Pricing, Inventory, Delivery & Lifecycle Information:

[Micro Commercial Components \(MCC\):](#)

[SK16-TP](#) [SK14-TP](#) [SK15-TP](#) [SK110-TP](#) [SK13-TP](#) [SK12-TP](#) [SK18-TP](#) [SK12-TP \(SMB5817\)](#) [SK110-LTP](#) [SK13-TP \(SMB5818\)](#) [SK14-TP \(SMB5819\)](#) [SK15-TP \(SMBSR105\)](#) [SK16-TP \(SMBSR106\)](#) [SK18-TP \(SMBSR108\)](#) [SK14-LTP](#) [SK12-LTP](#) [SK13-LTP](#) [SK110-TP \(SMBSR1010\)](#)