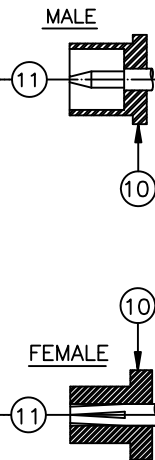


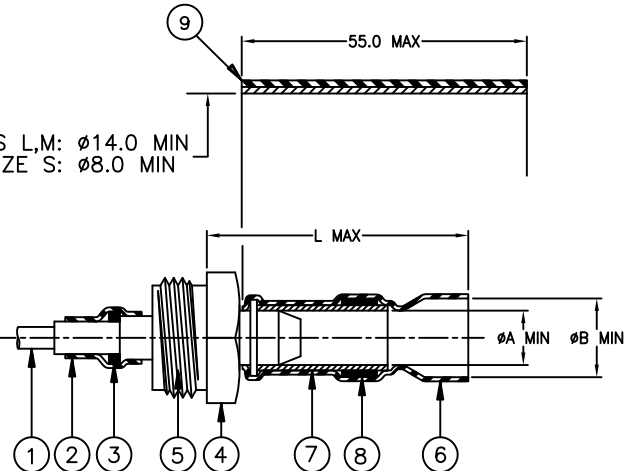
# CUSTOMER DRAWING

-XX	DESIGNATION	
00	STRAIGHT PLUG	24.5 MAX
00-H		
01	ANGLE PLUG	33.5 MAX
01-H		28.0
02	STRAIGHT BULKHEAD JACK	25.4 MAX
03	STRAIGHT JACK	25.4 MAX
04	STRAIGHT PANEL JACK	25.4 MAX 4 X M25 X 0.45
05	STRAIGHT PLUG	24.5 MAX
05-H		

SCALE: NONE



SIZES L,M:  $\phi 14.0$  MIN  
SIZE S:  $\phi 8.0$  MIN



FOR EXAMPLE: RTD-50-M-00

	PRODUCT DIMENSIONS			CABLE DIMENSIONS			
-X	L MAX	$\phi A$ MIN	$\phi B$ MIN	$\phi D$ MAX	$\phi F$ MAX	$\phi E$	$\phi G$
L	31.0	9.6	12.7	2.45	7.30	4.1/9.5	5.0/12.5
M	31.0	5.1	7.2	1.25	3.00	2.1/5.0	3.5/7.0
S	26.0	3.1	5.7	0.65	1.55	0.9/3.0	1.5/5.5

## MATERIAL:

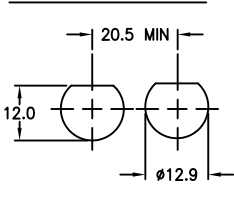
- CENTER CONTACT. GOLD PLATED BRASS (MALE) OR GOLD BERYLLIUM COPPER (FEMALE).
- HEAT SHRINKABLE INSULATION SLEEVE, TRANSPARENT BLUE. RADIATION CROSS-LINKED MODIFIED POLYVINYLIDENE FLUORIDE.
- SOLDER PREFORM. Sn63 Pb37 SOLDER ALLOY WITH MILDLY ACTIVATED ROSIN FLUX.
- THREADED TRANSITION PART. SILVER PLATED BRASS.
- INSULATOR. PTFE.
- SOLDERSHIELD DEVICE. TIN PLATED COPPER BRAID WITH ACTIVATED ROSIN FLUX.
- SOLDER PREFORM (ON L AND M SIZE ONLY). Sn63 Pb37 SOLDER ALLOY WITH MILDLY ACTIVATED ROSIN FLUX.
- HEAT SHRINKABLE INSULATION SLEEVE, BLACK. RADIATION CROSS-LINKED MODIFIED POLYOLEFIN WITH ADHESIVE.
- INSULATOR (EXCEPT FOR ANGLE PLUG), PTFE.
- BODY, NICKEL PLATED BRASS.

## APPLICATION:

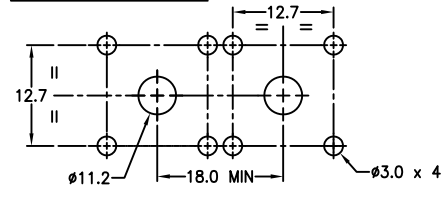
- THESE CONTROLLED SOLDERING DEVICES ARE DESIGNED TO CONNECT, WITH A MIL-C-390128 TNC INTERMATEABLE PART, A 50 $\Omega$  SINGLE OR DOUBLE BRAIDED COAXIAL HAVING A:  
-TIN OR SILVER PLATED COPPER OUTER CONDUCTOR.  
-TIN OR SILVER PLATED INNER CONDUCTOR.  
AND INSULATION RATED FOR AT LEAST +85°C.
- TEMPERATURE RANGE:  
\* WITH BLACK SLEEVE: -55°C TO 100°C.  
\* WITHOUT BLACK SLEEVE: -55°C TO 150°C.
- FOR INSTALLATION PROCEDURE AND APPLICATION EQUIPMENT, CONSULT RPIP-683-00.

PANEL THICKNESS: 3.2 MAX

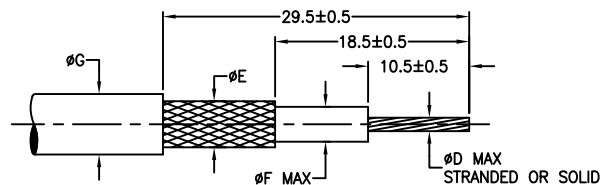
For RTD-50-X-02



For RTD-50-X-04





FOR BEST RESULTS, PREPARE THE CABLE AS SHOWN:



Raychem Devices

Copyright 2012, Tyco Electronics Corporation. All rights reserved.

		<b>TE Connectivity</b>		DIMENSIONING AND TOLERANCING PER ASME Y14.5-2009		TITLE: RF ONE STEP CONNECTOR 50 OHM TNC				
UNLESS OTHERWISE SPECIFIED DIMENSIONS ARE IN MILLIMETERS.										
TOLERANCES: 0.00 _____ 0.0 _____ 0 _____		ANGLES: _____ ROUGHNESS IN MICRON		TE CONNECTIVITY RESERVES THE RIGHT TO AMEND THIS DRAWING AT ANY TIME. USERS SHOULD EVALUATE THE SUITABILITY OF THE PRODUCT FOR THEIR APPLICATION.		DOCUMENT NO:  RTD-50-Y-XX /-XX-H				
ECO NO: ECO-12-006021		DRAWN: DJAIN		SIZE: A	SCALE: 	CHECKED: DUSSING MATTHEW		DOC. REV: A	DATE: 2APR12	SHEET: 1 OF 1

# Mouser Electronics

Authorized Distributor

Click to View Pricing, Inventory, Delivery & Lifecycle Information:

[TE Connectivity:](#)

[RTD-50-M-02](#)