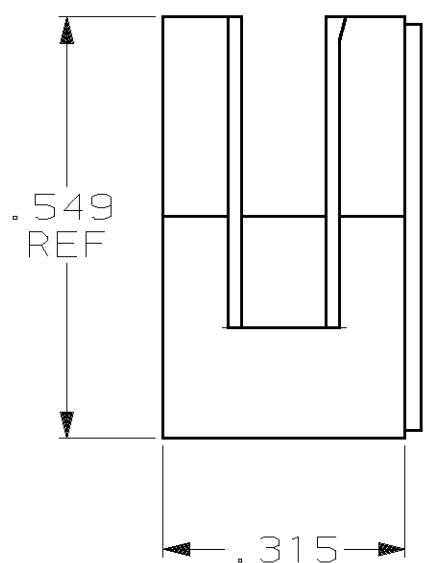
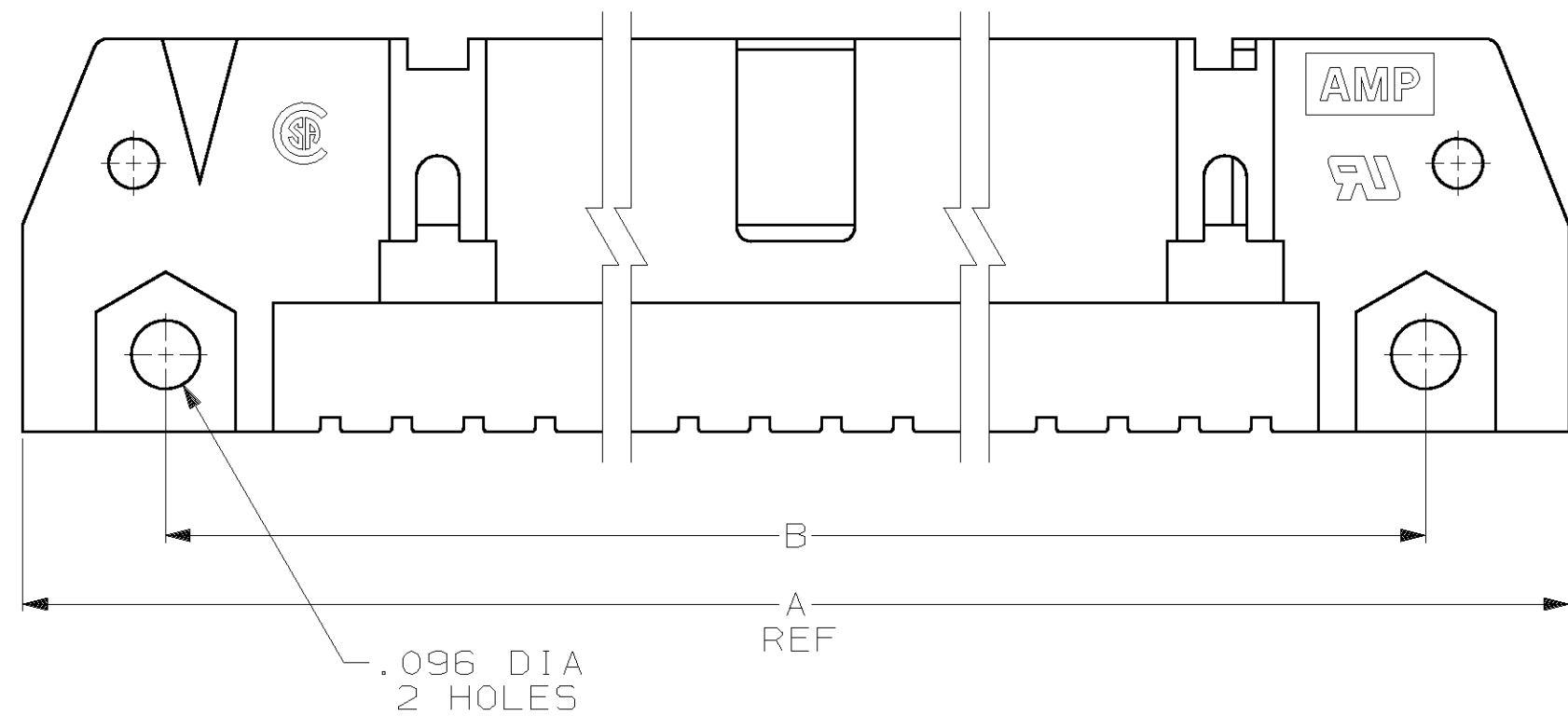
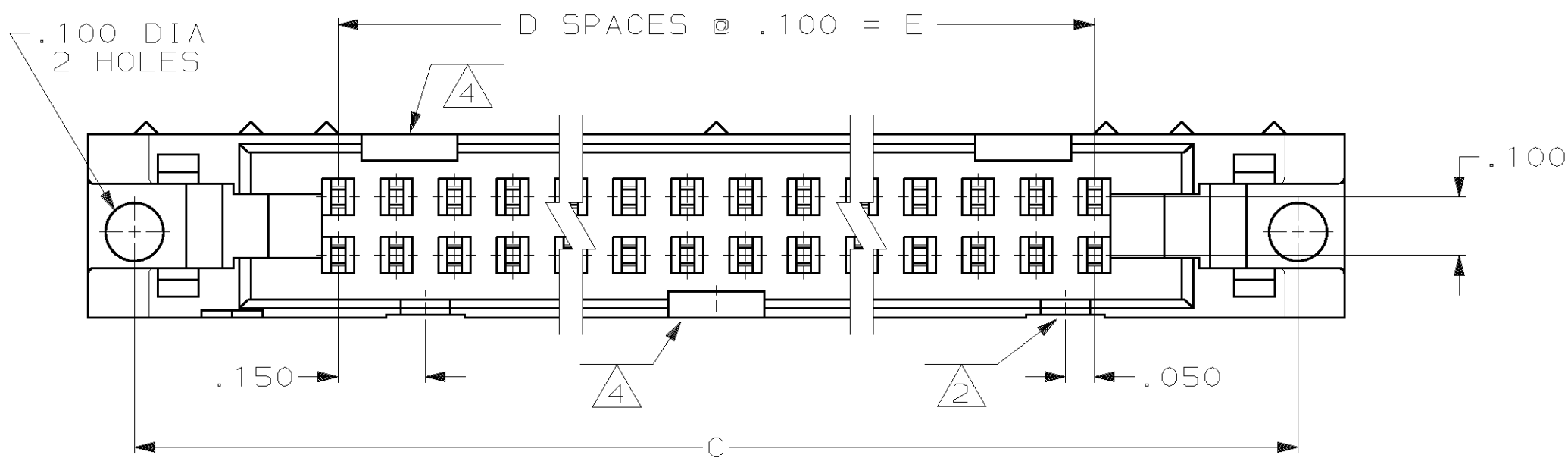


THIS DRAWING IS UNPUBLISHED. RELEASED FOR PUBLICATION  
 © COPYRIGHT 19 BY AMP INCORPORATED. ALL INTERNATIONAL RIGHTS RESERVED.

LOC	DIST	P	F	ZONE	LTR	DESCRIPTION	DATE	APPD
GP	00				G	REVISED PER EC 0513-0476-03	18MAR04	JG



OBSOLETE	2.100	21	2.800	2.560	2.960	44	1-499726-3
	3.100	31	3.800	3.560	3.960	64	1-499726-2
	2.900	29	3.600	3.360	3.760	60	1-499726-1
	2.400	24	3.100	2.860	3.260	50	1-499726-0
	1.900	19	2.600	2.360	2.760	40	499726-9
	1.600	16	2.300	2.060	2.460	34	499726-8
	1.400	14	2.100	1.860	2.260	30	499726-7
OBSOLETE	1.200	12	1.900	1.660	2.060	26	499726-6
OBSOLETE	1.100	11	1.800	1.560	1.960	24	499726-5
OBSOLETE	.900	9	1.600	1.360	1.760	20	499726-4
OBSOLETE	.700	7	1.400	1.160	1.560	16	499726-3
OBSOLETE	.600	6	1.300	1.060	1.460	14	499726-2
	.400	4	1.100	.860	1.260	10	499726-1
	E	D	C	B	A	NO OF POSN	PART NUMBER

- HEADER IS DESIGNED TO BE PRESS FIT OVER  $.025 \pm .001$  SQUARE POSTS AND TO HAVE A 20 POUND MINIMUM RETENTION FORCE.
- FOR 10 AND 14 POSITION HEADERS - ONLY ONE SLOT FOR SNAP-IN POLARIZER IS LOCATED WHERE NOTED.
- FOR MILITARY POLARIZATION, ORDER SNAP-IN POLARIZER AMP P/N 499991-2 (BULK PACK OF 50).
- FOR 10 POSITION HEADER - POLARIZING SLOTS ARE LOCATED ONLY WHERE NOTED.

DO NOT SCALE PRINT. UNLESS SPECIFIED DIMENSIONS IN INCHES TOLERANCES ON : 2 PLC DEC ± - 3 PLC DEC ± .010 ANGLES ± -	DR 07/25/90 K.L.CLOUSER/UTA CHK 8-20-90 W. LENKER APPD 8-28-90 R. KILE APPD 8-28-90 D. HOFFMAN PRODUCT SPEC -	AMP Incorporated Harrisburg, PA 17105-3608	
MATERIAL FLAME RETARDANT THERMOPLASTIC COLOR: BLACK	APPLICATION SPEC -	NAME HEADER, UNIVERSAL, W/ MTG EARS, DOUBLE ROW, PRESS FIT .100 CENTERS, AMP-LATCH™	
FINISH -	WEIGHT -	SIZE C 00779	DRAWING NO 499726
		SCALE 4:1	SHEET 1 OF 1

# Mouser Electronics

Authorized Distributor

Click to View Pricing, Inventory, Delivery & Lifecycle Information:

[TE Connectivity:](#)

[499726-1](#)