

3mm

LED Panel Mount Indicator

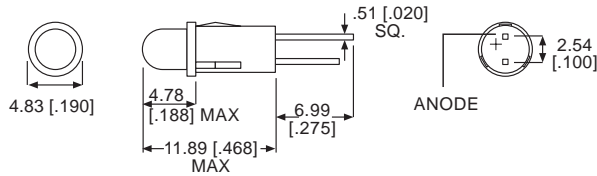
5V Integral Resistor

.156" Mounting Hole, Snap In Mounting

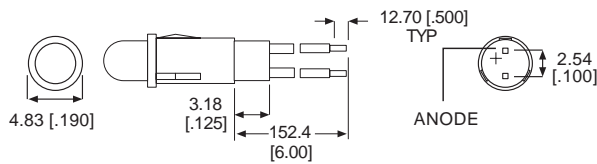
Dialight

558 Series

STRAIGHT TERMINALS – TERMINAL OPTION 1



26 AWG 6" WIRE LEADS – TERMINAL OPTION 3 FOR 6" TERMINAL OPTION 7 FOR 14"



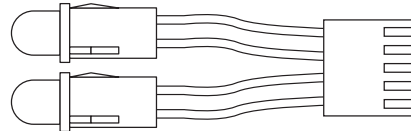
NOTE: WIRE LEAD COLOR RED AND BLACK (CATHODE); RED CATHODE FOR R/G BI-COLOR, YELLOW CATHODE FOR YELLOW GREEN BI-COLOR

BENEFITS

- Available with a variety of LEDs
- Designed for quick positive insertions in panels from .787mm [.031] through 1.57mm [.062] thick. Recommended hole size from 3.94mm [.155] to 4.01mm [.158]. Wire: 26 AWG
- Front panel mounting
- Uniform illumination
- Snap-in mounting requires no additional hardware
- IC compatible
- Housing meets UL94V-0
- High reliability - 100,000 hour life
- Black housing enhances LED contrast
- Straight terminals suitable for wire-wrapping

CUSTOM CAPABILITIES

Connectors and terminals can be added to wire leads



Typical Operating Characteristics (T_A=25°C)

DIFFUSED LED

Absolute Maximum Ratings

Part Number	Color	Termination Options	λ _{Peak} Wavelength (nm)	I _v (mcd)	I _f (mA)		V _f Volts (V)	Min Reverse Voltage	Viewing Angle 2θ ^{1/2}	Max DC Forward Voltage (V)	Temperature °C	
					Typ	Max					Operating	Storage
558-0102-00x	R	1,3,7	635	4	10	15	5	5 [†]	60	7.5	-40/+85	-55/+100
558-0202-00x	G	1,3,7	565	8	12	15	5	5 [†]	60	7.5	-20/+85	-55/+100
558-0302-00x	Y	1,3,7	583	8	10	15	5	5 [†]	60	7.5	-40/+85	-55/+100

COLOR CODES:

- R Red
- G Green
- Y Yellow

[†] IR = 100µA

PART NUMBER ORDERING CODE

5 5 8 - X X X X - 0 0 X

Series

Termination Option
1 = Straight Terminals
3 = 6" Wire Leads
7 = 14" Wire Leads

Mouser Electronics

Authorized Distributor

Click to View Pricing, Inventory, Delivery & Lifecycle Information:

Dialight:

[558-0102-007F](#) [558-0302-007](#) [558-0202-007](#) [558-0102-007](#)