

LOC	DIST	REVISIONS					
		P	LTR	DESCRIPTION	DATE	DWN	APVD
CM	00		C5	REVISED PER ECO-12-016924	08OCT12	KH	SM

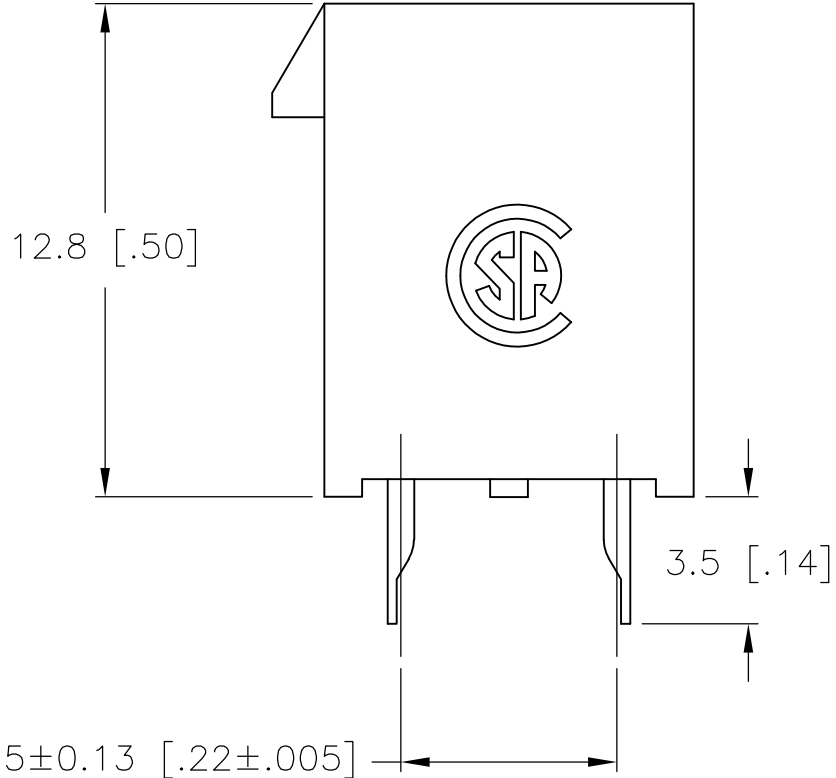
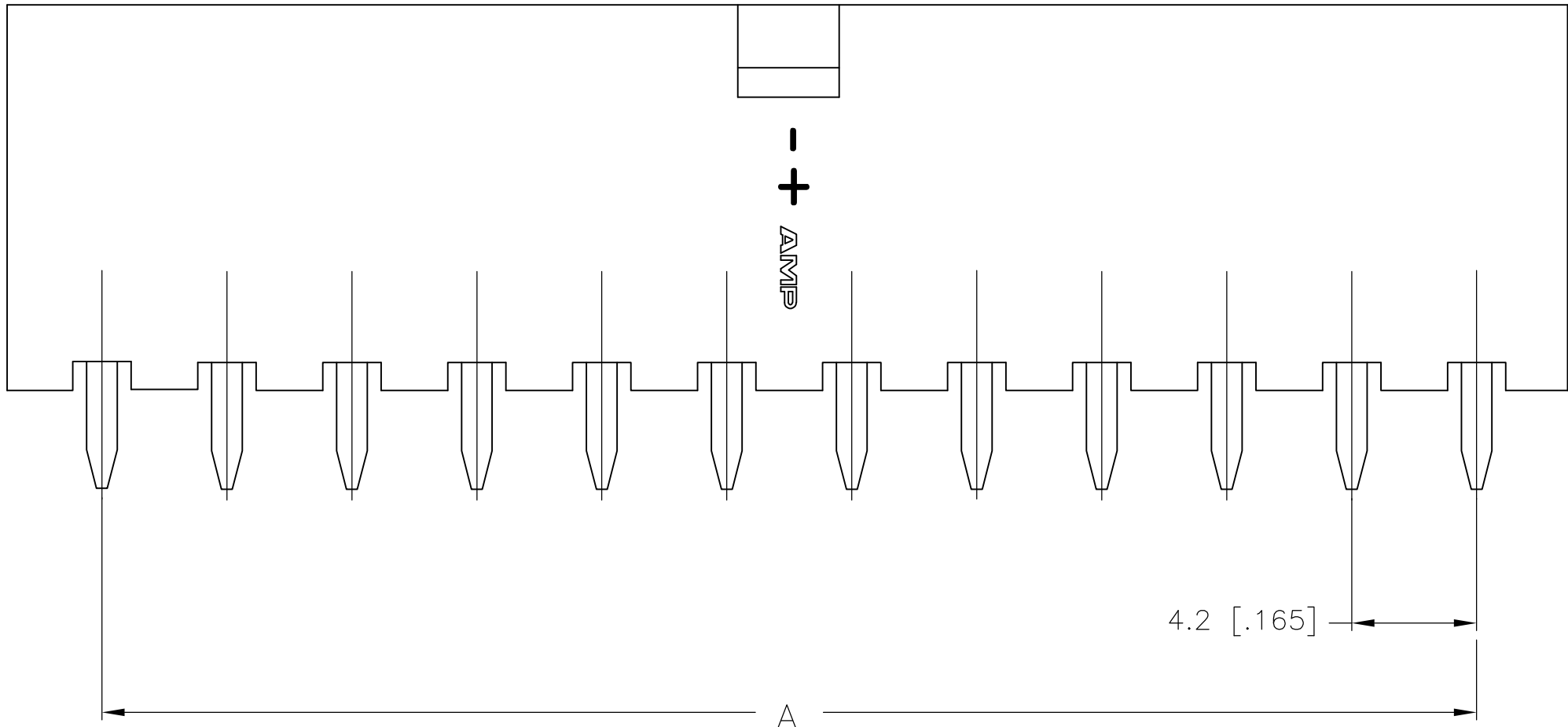
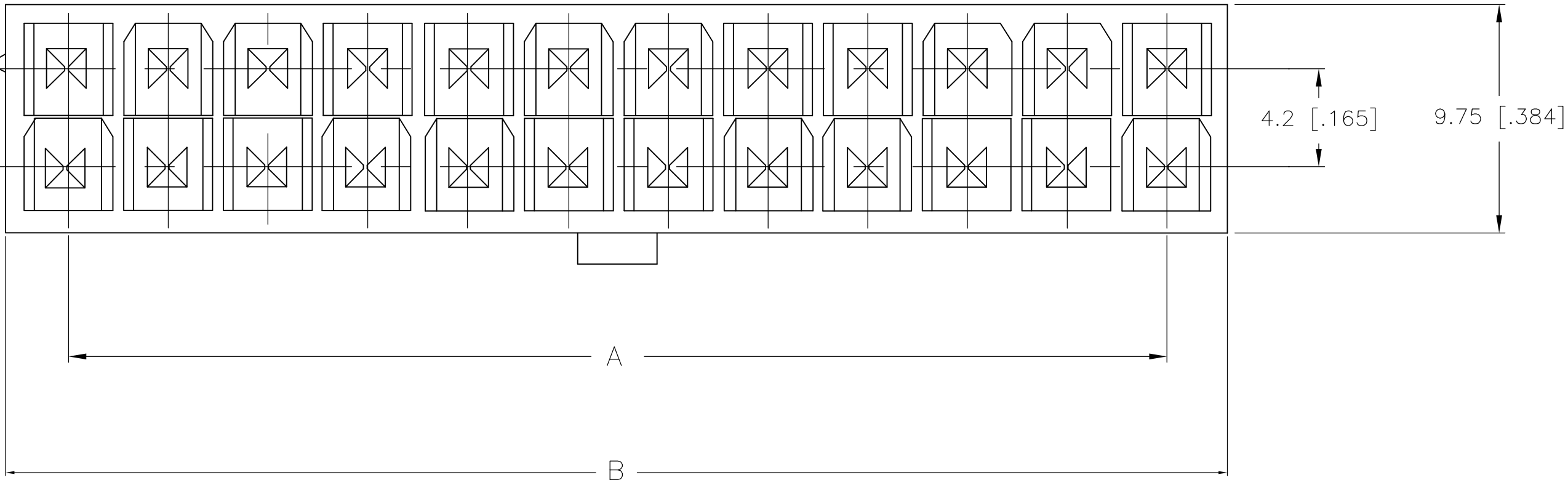
D

C

B

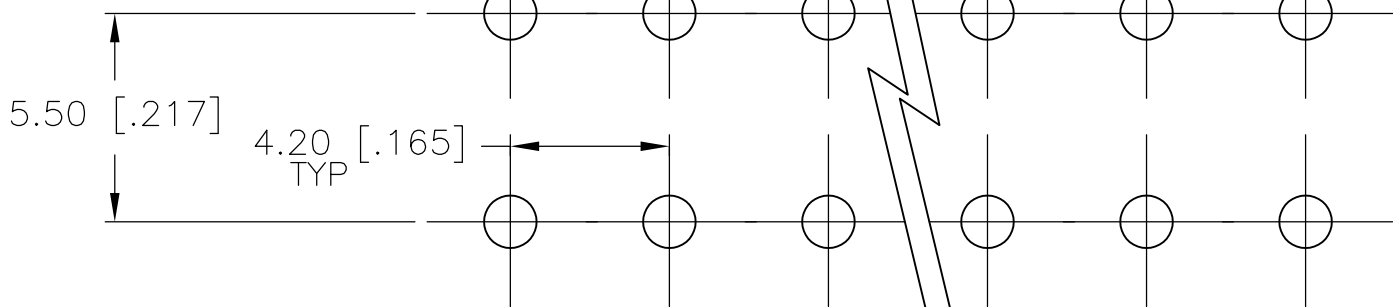
A

POSITION 1
IDENTIFICATION FEATURE



CIRCUIT 1

Ø1.40 [Ø.055]
TYP



PCB LAYOUT: COMPONENT SIDE
RECOMMENDED BOARD THICKNESS 1.60 [0.063]

- 1

MATERIAL: HOUSING-NYLON, UL94V-0
(COLOR-NATURAL, COLOR OF PARTS MAY VARY)
CONTACTS-0.25 [0.010] THICK BRASS ALLOY.
- 2

CONTACT FINISH: 0.002032 [0.000080] MIN MATTE TIN
OVER 0.000381 [0.000015] MIN NICKEL OVER ENTIRE
CONTACT.
- 3

MATES WITH VAL-U-LOK(TM) RECEPTACLE HOUSINGS.

24	46.2±0.25 [1.82±0.01]	51.6 [2.03]	2-1586038-4
22	42.0±0.25 [1.65±0.01]	47.4 [1.87]	2-1586038-2
20	37.8±0.25 [1.49±0.01]	43.2 [1.70]	2-1586038-0
18	33.6±0.25 [1.32±0.01]	39.0 [1.54]	1-1586038-8
16	29.4±0.25 [1.16±0.01]	34.8 [1.37]	1-1586038-6
14	25.2±0.25 [0.99±0.01]	30.6 [1.21]	1-1586038-4
12	21.0±0.25 [0.83±0.01]	26.4 [1.04]	1-1586038-2
10	16.8±0.13 [0.66±0.005]	22.2 [0.87]	1-1586038-0
8	12.6±0.13 [0.50±0.005]	18.0 [0.71]	1586038-8
6	8.4±0.13 [0.33±0.005]	13.8 [0.54]	1586038-6
4	4.2±0.13 [0.17±0.005]	9.6 [0.38]	1586038-4
2		5.4 [0.21]	1586038-2
POS	A	B±0.25[0.01]	PART NUMBER

2-1586038-4 SHOWN

THIS DRAWING IS A CONTROLLED DOCUMENT.		DWN S. HOOVER 18-SEP-2002	TE Connectivity			
DIMENSIONS: mm [INCHES]		CHK D. COLEY 18-SEP-2002				
		APVD D. COLEY 18-SEP-2002	NAME			
		PRODUCT SPEC	WITH DRAIN HOLES VAL-U-LOK(TM) -			
TOLERANCES UNLESS OTHERWISE SPECIFIED:		APPLICATION SPEC	SIZE	CAGE CODE	DRAWING NO	RESTRICTED TO
0 PLC ± 1 PLC ± 0.5 [0.02] 2 PLC ± 0.25 [0.010] 3 PLC ± - 4 PLC ± - ANGLES ±		WEIGHT	A2	00779	C=1586038	-
MATERIAL 1		CUSTOMER DRAWING	SCALE	10:1	SHEET	1 of 1
					REV	C5

Mouser Electronics

Authorized Distributor

Click to View Pricing, Inventory, Delivery & Lifecycle Information:

[TE Connectivity:](#)

[1-1586038-4](#)