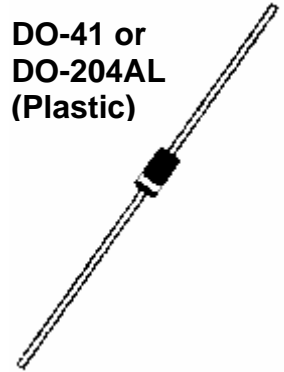


DESCRIPTION

The popular 1N4728AP thru 1N4764AP series of 1.0 watt Zeners provides voltage regulation in a selection from 3.3 to 100 volts in 5% tolerances with other tighter tolerances also available as identified by different suffix letters in the part number. These plastic encapsulated Zeners are moisture classified as Level 1 with no dry pack required. They are also available in various military screening levels by adding a prefix identifier as described in the Features below. These plastic molded Zeners with a P suffix provide a lower thermal resistance compared to the glass-body (G suffix) option for these same JEDEC part numbers. Both package options are available by Microsemi in RoHS Compliant devices with an "e3" suffix. Microsemi also offers numerous other Zener products to meet higher and lower power and test current applications.

APPEARANCE

**DO-41 or
DO-204AL
(Plastic)**



IMPORTANT: For the most current data, consult MICROSEMI's website: <http://www.microsemi.com>

FEATURES

- JEDEC registered 1N4728A to 1N4764A
- Extensive voltage selection from 3.3 to 100 V
- Options for screening in accordance with MIL-PRF-19500 for JAN, JANTX, JANTXV, and JANS are available by adding MQ, MX, MV, or MSP prefixes respectively to part numbers.
- Surface mount equivalents available as SMAJ4728A to SMAJ4764A and MLL4728A to MLL4764A (consult factory for others)
- RoHS Compliant devices available by adding "e3" suffix

APPLICATIONS / BENEFITS

- Regulates voltage over a broad operating current and temperature range
- Standard voltage tolerances are plus/minus 5% with A suffix and 10 % with no suffix identification
- Tight tolerances available in plus or minus 2% or 1% with C or D suffix respectively
- Flexible axial-lead mounting terminals
- Nonsensitive to ESD per MIL-STD-750 Method 1020
- Moisture classification is Level 1 per IPC/JEDEC J-STD-020B with no dry pack required

MAXIMUM RATINGS

- Power dissipation at 25°C: 1.0 watts (also see derating in Figure 1).
- Operating and Storage temperature: -65°C to +150°C
- Thermal Resistance: 45 °C/W junction to lead at 3/8 (10 mm) lead length from body, or 105 °C/W junction to ambient when mounted on FR4 PC board (1 oz Cu) with 4 mm² copper pads and track width 1 mm, length 25 mm
- Steady-State Power: 1.0 watts at T_L ≤ 105°C 3/8 inch (10 mm) from body or at T_A ≤ 45°C when mounted on FR4 PC board as described for thermal resistance above (also see Figure 1)
- Forward voltage @200 mA: 1.2 volts (maximum)
- Solder Temperatures: 260 °C for 10 s (max)

MECHANICAL AND PACKAGING

- CASE: Void-free transfer molded thermosetting epoxy body meeting UL94V-0
- TERMINALS: Tin-Lead (Sn/Pb) or RoHS Compliant annealed matte-Tin plating solderable per MIL-STD-750, method 2026
- POLARITY: Cathode indicated by band. Diode to be operated with the banded end positive with respect to the opposite end for Zener regulation
- MARKING: Part number
- TAPE & REEL option: Standard per EIA-296 (add "TR" suffix to part number)
- WEIGHT: 0.7 grams
- See package dimensions on last page

ELECTRICAL CHARACTERISTICS*

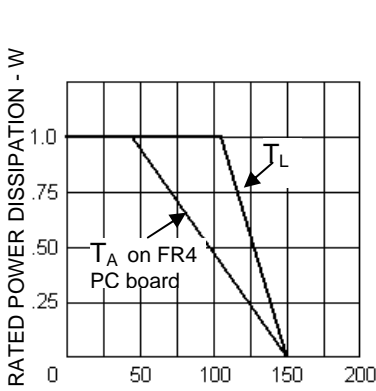
JEDEC TYPE NUMBER (Note 1)	ZENER VOLTAGE (V _Z) (Note 4)	TEST CURRENT (I _{ZT})	MAXIMUM DYNAMIC IMPEDANCE (Z _{ZT} @ I _{ZT}) (Note 2)	MAXIMUM REVERSE CURRENT (I _R @ V _R)	TEST VOLTAGE (V _R)	MAXIMUM REGULATOR CURRENT (I _{ZM}) TA = 50°C	MAXIMUM KNEE IMPEDANCE (Z _{ZK} @ I _{ZK}) (Note 2)	TEST CURRENT (I _{ZK})	MAXIMUM (SURGE) CURRENT (I _{SM}) (Note 3)
	VOLTS	mA	OHMS	μA	VOLTS	mA	OHMS	mA	mA
1N4728A	3.3	76	10	100	1	276	400	1.0	1380
1N4729A	3.6	69	10	100	1	252	400	1.0	1260
1N4730A	3.9	64	9	50	1	234	400	1.0	1190
1N4731A	4.3	58	9	10	1	217	400	1.0	1070
1N4732A	4.7	53	8	10	1	193	500	1.0	970
1N4733A	5.1	49	7	10	1	178	550	1.0	890
1N4734A	5.6	45	5	10	2	162	600	1.0	810
1N4735A	6.2	41	2	10	3	146	700	1.0	730
1N4736A	6.8	37	3.5	10	4	133	700	1.0	660
1N4737A	7.5	34	4.0	10	5	121	700	0.5	605
1N4738A	8.2	31	4.5	10	6	110	700	0.5	550
1N4739A	9.1	28	5.0	10	7	100	700	0.5	500
1N4740A	10	25	7	10	7.6	91	700	0.25	454
1N4741A	11	23	8	5	8.4	83	700	0.25	414
1N4742A	12	21	9	5	9.1	76	700	0.25	380
1N4743A	13	19	10	5	9.9	69	700	0.25	344
1N4744A	15	17	14	5	11.4	61	700	0.25	304
1N4745A	16	15.5	16	5	12.2	57	700	0.25	285
1N4746A	18	14	20	5	13.7	50	750	0.25	250
1N4747A	20	12.5	22	5	15.2	45	750	0.25	225
1N4748A	22	11.5	23	5	16.7	41	750	0.25	205
1N4749A	24	10.5	25	5	18.2	38	750	0.25	190
1N4750A	27	9.5	35	5	20.6	34	750	0.25	170
1N4751A	30	8.5	40	5	22.8	30	1000	0.25	150
1N4752A	33	7.5	45	5	25.1	27	1000	0.25	135
1N4753A	36	7.0	50	5	27.4	25	1000	0.25	125
1N4754A	39	6.5	60	5	29.7	23	1000	0.25	115
1N4755A	43	6.0	70	5	32.7	22	1500	0.25	110
1N4756A	47	5.5	80	5	35.8	19	1500	0.25	95
1N4757A	51	5.0	95	5	38.8	18	1500	0.25	90
1N4758A	56	4.5	110	5	42.6	16	2000	0.25	80
1N4759A	62	4.0	125	5	47.1	14	2000	0.25	70
1N4760A	68	3.7	150	5	51.7	13	2000	0.25	65
1N4761A	75	3.3	175	5	56.0	12	2000	0.25	60
1N4762A	82	3.0	200	5	62.2	11	3000	0.25	55
1N4763A	91	2.8	250	5	69.2	10	3000	0.25	50
1N4764A	100	2.5	350	5	76.0	9	3000	0.25	45

*JEDEC Registered Data

NOTES:

- The JEDEC type numbers shown with an A suffix have a 5% tolerance on nominal zener voltage. No suffix signifies a 10% tolerance, C signifies 2%, and D signifies 1% tolerance. Also add a P suffix for designating plastic construction, e.g. 1N4764AP (G suffix designates glass body options described by separate data sheet).
- The Zener impedance is derived from the 60 Hz ac voltage that results when an ac current having an rms value equal to 10% of the dc Zener current (I_{ZT} or I_{ZK}) is superimposed on I_{ZT} or I_{ZK}. Zener impedance is measured at two points to ensure a sharp knee on the breakdown curve and eliminate unstable units. See MicroNote 202 for zener impedance variation with different operating currents.
- The reverse surge current is measured at 25°C ambient using a ½ square wave or equivalent sine wave pulse 1/120 second duration superimposed on I_{ZT}.
- Zener voltage (V_Z) is measured at T_L = 25°C (+8, -2°C) and 90 seconds after application of dc current.

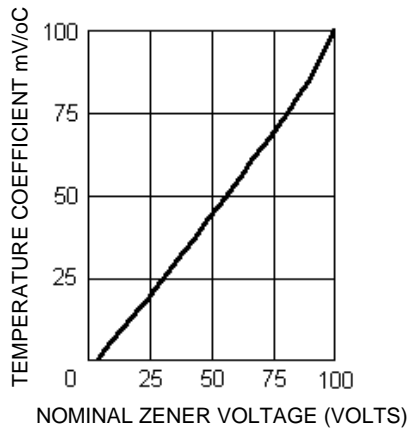
GRAPHS



T_L , LEAD TEMP. ($^{\circ}$ C) 3/8" from body
or T_A on FR4 PC Board

FIGURE 1

Power Derating Curve



NOMINAL ZENER VOLTAGE (VOLTS)

FIGURE 2

Temp. Coeff. vs. Zener Voltage

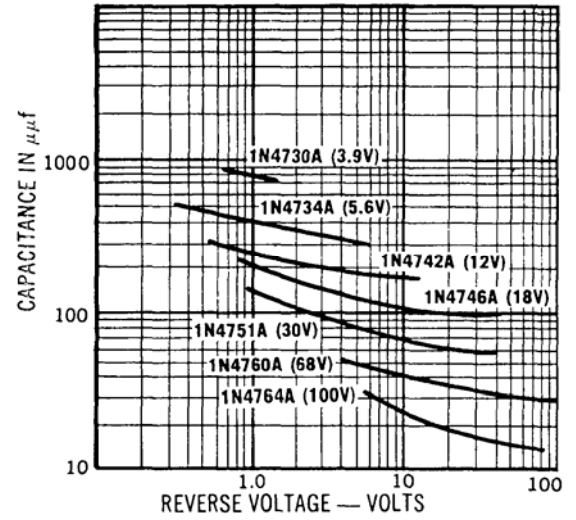
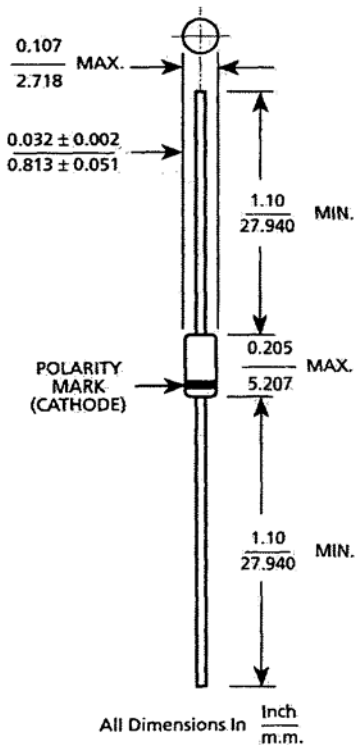


FIGURE 3

Capacitance vs. Voltage for Representative Types

PACKAGE DIMENSIONS (DO-41 or DO-204AL)



Mouser Electronics

Authorized Distributor

Click to View Pricing, Inventory, Delivery & Lifecycle Information:

Microsemi:

[1N4757AP/TR8](#) [1N4761AP/TR8](#) [1N4746AP/TR8](#) [1N4731AP/TR8](#) [1N4733AP/TR8](#) [1N4744AP/TR8](#) [1N4743AP/TR8](#)
[1N4742AP/TR8](#) [1N4754AP/TR8](#) [1N4740AP/TR8](#) [1N4750AP/TR8](#) [1N4729AP/TR8](#) [1N4736AP/TR8](#) [1N4730AP/TR8](#)
[1N4745AP/TR8](#) [1N4732AP/TR8](#) [1N4758AP/TR8](#) [1N4762AP/TR8](#) [1N4753AP/TR8](#) [1N4763AP/TR8](#) [1N4760AP/TR8](#)
[1N4739AP/TR8](#) [1N4741AP/TR8](#) [1N4756AP/TR8](#) [1N4735AP/TR8](#) [1N4752AP/TR8](#) [1N4751AP/TR8](#) [1N4749AP/TR8](#)
[1N4755AP/TR8](#) [1N4738AP/TR8](#) [1N4737AP/TR8](#) [1N4764AP/TR8](#) [1N4759AP/TR8](#) [1N4748AP/TR8](#) [1N4747AP/TR8](#)
[1N4734AP/TR8](#) [1N4745Pe3/TR8](#) [1N4744P/TR8](#) [1N4747CP/TR8](#) [1N4745P/TR8](#) [1N4737e3/TR13](#) [1N4746e3/TR13](#)
[1N4741CP/TR12](#) [1N4735APe3/TR12](#) [1N4740APe3/TR8](#) [1N4744Pe3/TR12](#) [1N4745Ce3/TR13](#) [1N4749CP/TR12](#)
[1N4749e3/TR13](#) [1N4743APe3/TR12](#) [1N4747P/TR8](#) [1N4744CPe3/TR12](#) [1N4735APe3/TR8](#) [1N4749Pe3/TR8](#)
[1N4739P/TR8](#) [1N4739APe3/TR12](#) [1N4743Ce3/TR13](#) [1N4743P/TR12](#) [1N4742e3/TR13](#) [1N4737Pe3/TR8](#)
[1N4742P/TR8](#) [1N4743Ae3/TR13](#) [1N4738APe3/TR8](#) [1N4746Pe3/TR8](#) [1N4745CPe3/TR12](#) [1N4749CPe3/TR8](#)
[1N4743CP/TR12](#) [1N4744CP/TR12](#) [1N4747CPe3/TR8](#) [1N4743Pe3/TR8](#) [1N4741Pe3/TR12](#) [1N4747P/TR12](#)
[1N4740Ce3/TR13](#) [1N4747AP/TR12](#) [1N4741AP/TR12](#) [1N4738Pe3/TR12](#) [1N4744CPe3/TR8](#) [1N4746CP/TR12](#)
[1N4745CPe3/TR8](#) [1N4746Ce3/TR13](#) [1N4741P/TR12](#) [1N4749P/TR8](#) [1N4743CPe3/TR8](#) [1N4743CPe3/TR12](#)
[1N4737APe3/TR8](#) [1N4746UR-1](#) [1N4737APe3/TR12](#) [1N4743APe3/TR8](#) [1N4740Pe3/TR12](#) [1N4739CPe3/TR12](#)
[1N4748UR-1](#) [1N4737P/TR12](#) [1N4746Pe3/TR12](#) [1N4742CPe3/TR12](#) [1N4739Pe3/TR8](#) [1N4746APe3/TR12](#)
[1N4748APe3/TR8](#) [1N4747APe3/TR12](#) [1N4737CPe3/TR12](#) [1N4747Pe3/TR12](#)