


SMT MICRO TERMINAL STRIPS

(1.00 mm) .0394" PITCH • FTMH/FTM SERIES



FTMH
Mates:
CLM, MLE

FTM
Mates:
CLM, MLE

FTMH	1	NO. PINS PER ROW	LEAD STYLE	PLATING OPTION	ROW OPTION	FLEX SHROUD OPTION	OTHER OPTION
------	---	------------------	------------	----------------	------------	--------------------	--------------

05
thru
50

-02
= (1.91 mm)
.075" Post
(Mates with MLE)

-F
= Gold flash
on post,
Matte Tin
on tail

-DV
= Dual
Vertical

(-DV only with
9 pins/row
minimum)

-A
= Alignment Pin
(3 positions min.)
Metal or plastic at
Samtec discretion
(-DV only)

-ES
= End Shroud

-DH
= Dual
Horizontal

-EC
= End Shroud
with Locking Clip
(Manual placement
required)

-K
= (2.50 mm)
.098" DIA
Polyimide Film
Pick & Place Pad
(-DH only)

-EP
= End Shroud
with Guide Post
(Use only when
mating with CLM)

-P
= Plastic Pick
& Place Pad
(6 positions min.)
(-DV only)

-TR
= Tape & Reel

-FR
= Full Reel
Tape & Reel
(must order max.
quantity per reel;
contact Samtec for
quantity breaks)

SPECIFICATIONS

Insulator Material:

Black Liquid Crystal
Polymer

Terminal Material:

Phosphor Bronze

Plating:

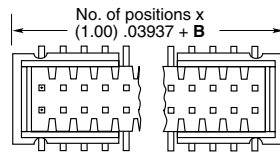
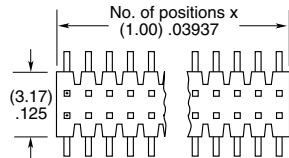
Sn or Au over
50 μ" (1.27 μm) Ni

Current Rating (FTMH/CLM):

2.8 A per pin
(2 pins powered)

Operating Temp Range:

-55 °C to +125 °C



OPTION	B
-ES	(1.57) .062
-EC	(4.06) .160
-EP	(5.49) .216

PROCESSING

Lead-Free Solderable:

Yes

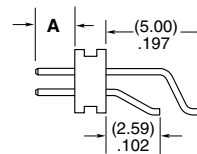
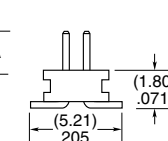
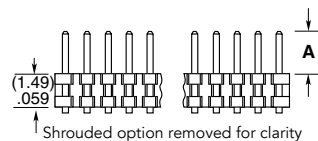
SMT Lead Coplanarity:

-DV: (0.10 mm) .004" max

-DH: (0.10 mm) .004" max (05-25)

(0.15 mm) .006" max (26-50)*

*(.004" stencil solution
may be available; contact
IPG@samtec.com)



LEAD STYLE	A
-02	(1.91) .075
-03	(1.65) .065

-DV OPTION

-DH OPTION

ALSO AVAILABLE

MOQ Required

End shrouds with board locks

Molded end shrouds for

05 through 08 positions

Other platings

FTM	1	NO. PINS PER ROW	LEAD STYLE	PLATING OPTION	DV	FLEX SHROUD OPTION	OTHER OPTION
-----	---	------------------	------------	----------------	----	--------------------	--------------

02 thru 50
= Unshrouded

-02
= (1.91 mm)
.075" Post
(Mates with MLE)

-F
= Gold flash
on post,
Matte Tin
on tail

-S
= End Shroud
(05 positions
minimum).
Molded or
press-fit shroud
at Samtec's
discretion

-P
= Plastic Pick
& Place Pad
(7 positions min.)

05 thru 46
= Shrouded

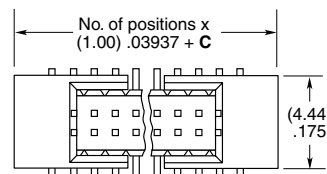
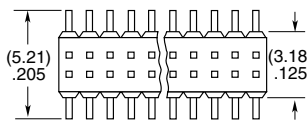
-03
= (1.65 mm)
.065" Post
(Mates with CLM)

-L
= 10 μ"
(0.25 μm)
Gold
on post,
Matte Tin
on tail

-SA
= End Shroud with
Alignment Pins
(05 through 46
positions)

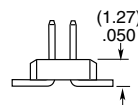
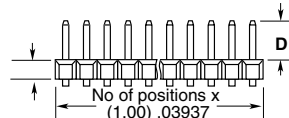
-TR
= Tape & Reel

-FR
= Full Reel
Tape & Reel
(must order max.
quantity per reel;
contact Samtec for
quantity breaks)



OPTION	C
-S	(4.00) .157
-SA	(7.00) .276

LEAD STYLE	D
-02	(1.91) .075
-03	(1.65) .065



Shrouded options removed for clarity



Note:
Some lengths, styles and
options are non-standard,
non-returnable.