

SJ100342  
(DRAWING NO.)

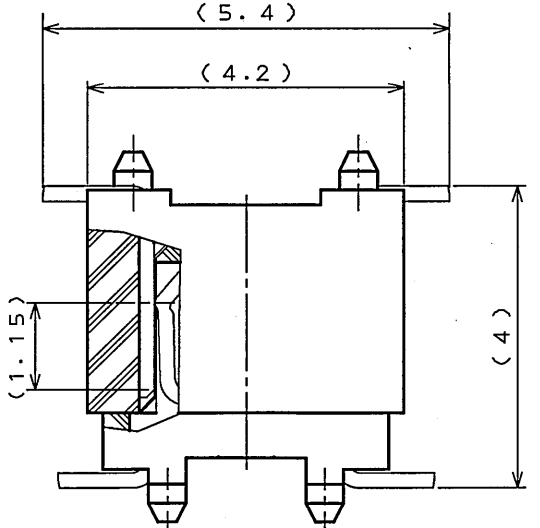
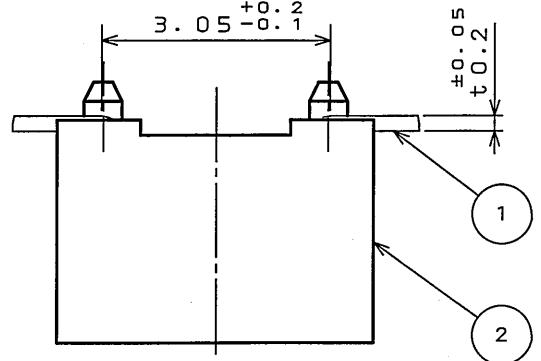
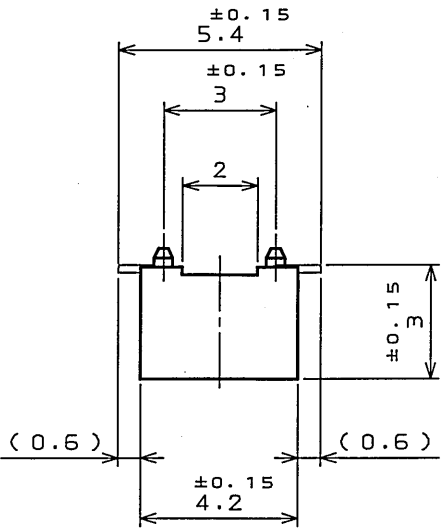
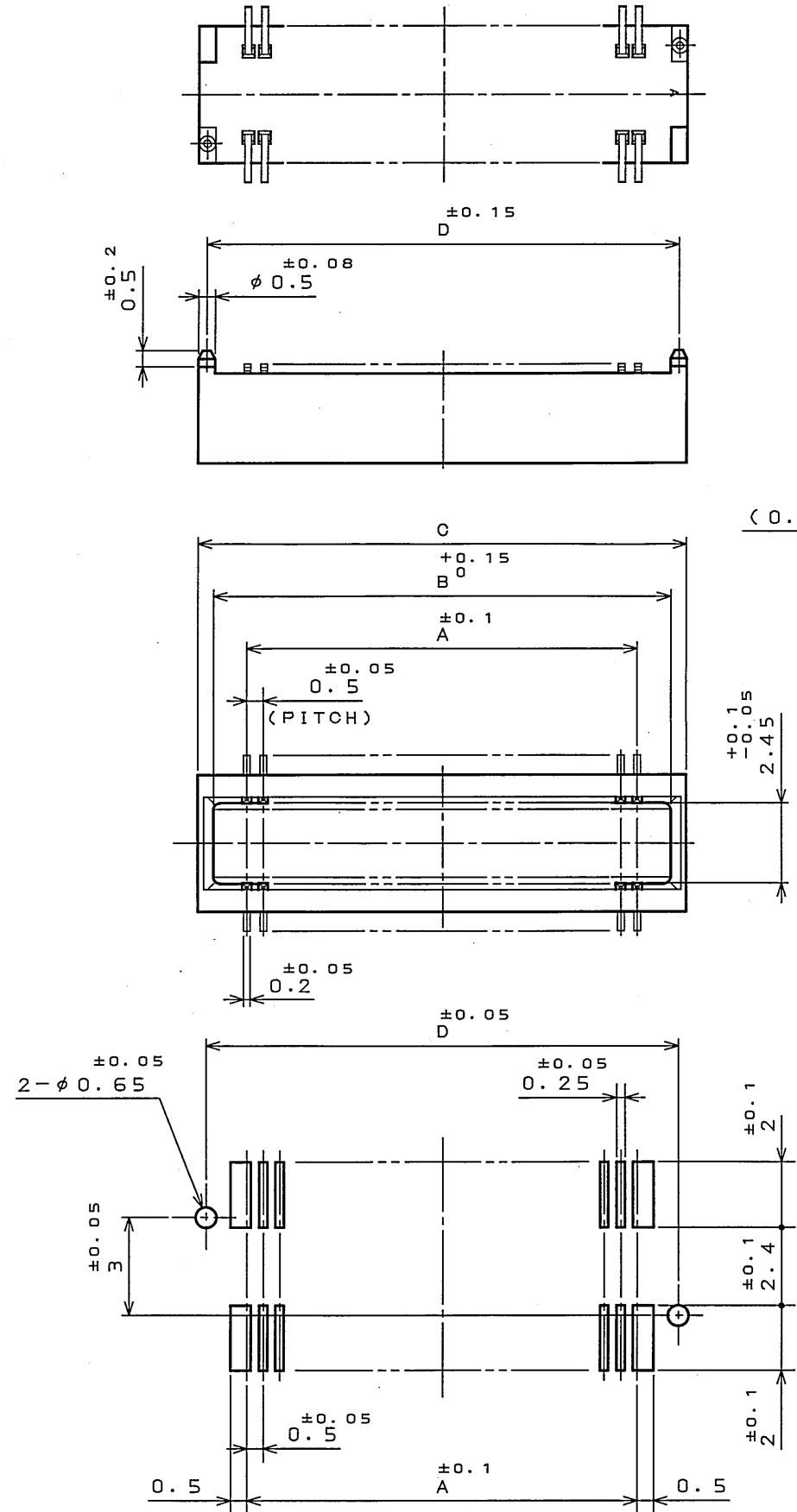


TABLE 1

No. OF CONTACT(N)	A	B	C	D
16	3.5	5.5	6.5	6.0
20	4.5	6.5	7.5	7.0
36	8.5	10.5	11.5	11.0
40	9.5	11.5	12.5	12.0
50	12.0	14.0	15.0	14.5
60	14.5	16.5	17.5	17.0
70	17.0	19.0	20.0	19.5
80	19.5	21.5	22.5	22.0
100	24.5	26.5	27.5	27.0
120	29.5	31.5	32.5	32.0
160	39.5	41.5	42.5	42.0

TABLE 2

FINISH	CONTACT AREA	TERMINAL AREA
N 1	GOLD(0.1μm MIN) OVER NICKEL	GOLD FLASH OVER NICKEL

MATED CONDITION(REF.)  
(SCALE 10:1)

2	INSULATOR	1	GLASS FILLED PPS	COLOR:BLACK
1	CONTACT	TABLE 1	PHOSPHOR BRONZE	TABLE 2
符号 NO.	名称 DESCRIPTION	個数 QTY.	材料 MATERIAL	仕上 FINISH
仕様書(SPECIFICATION) JACS-1385-*		第1版(ORIGINAL DATE) 4.Dec.2003		備考 REMARKS
公差差(GENERAL TOLERANCE)		製造 DR. M.TANAKA		JAE-CONNECTOR.COM Reference Only JAE AVIATION ELECTRONICS INDUSTRY, LTD. 図面番号(DRAWING NO.) SJ100342
寸法(DIMENSION) 角度(ANGLES)		担当 CHK. T.SHIODA		
. ±0.8 X° ±		本調 APPD. K. Kawasaki		
.X ±0.4 X°X' ±		承認 APPD. S. Kashinagi		
.XX ±0.1				重量(WEIGHT)
.XXX ±				

LEAD FREE この製品は鉛フリー品です

JAE CONNECTOR DIV. PROPRIETARY.  
COPYRIGHT (C) 2003, JAPAN AVIATION ELECTRONICS INDUSTRY, LTD.

# Mouser Electronics

Authorized Distributor

Click to View Pricing, Inventory, Delivery & Lifecycle Information:

[JAE Electronics:](#)

[WR-20PB-VF-N1](#)