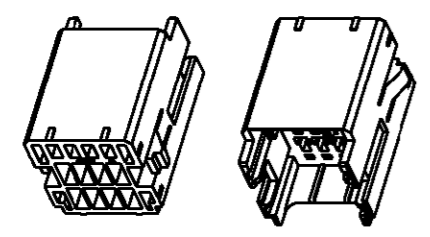
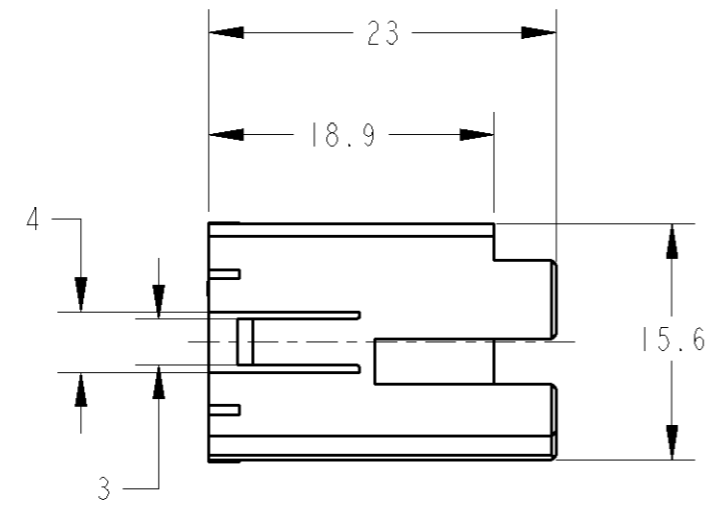
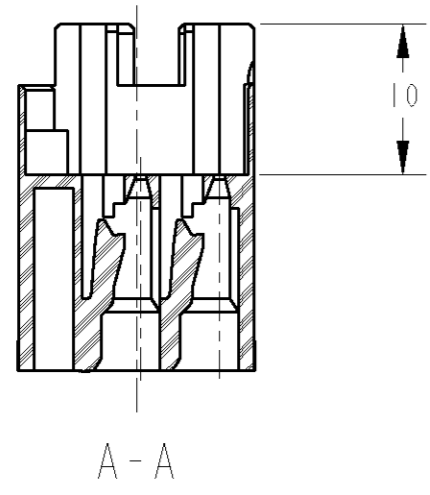
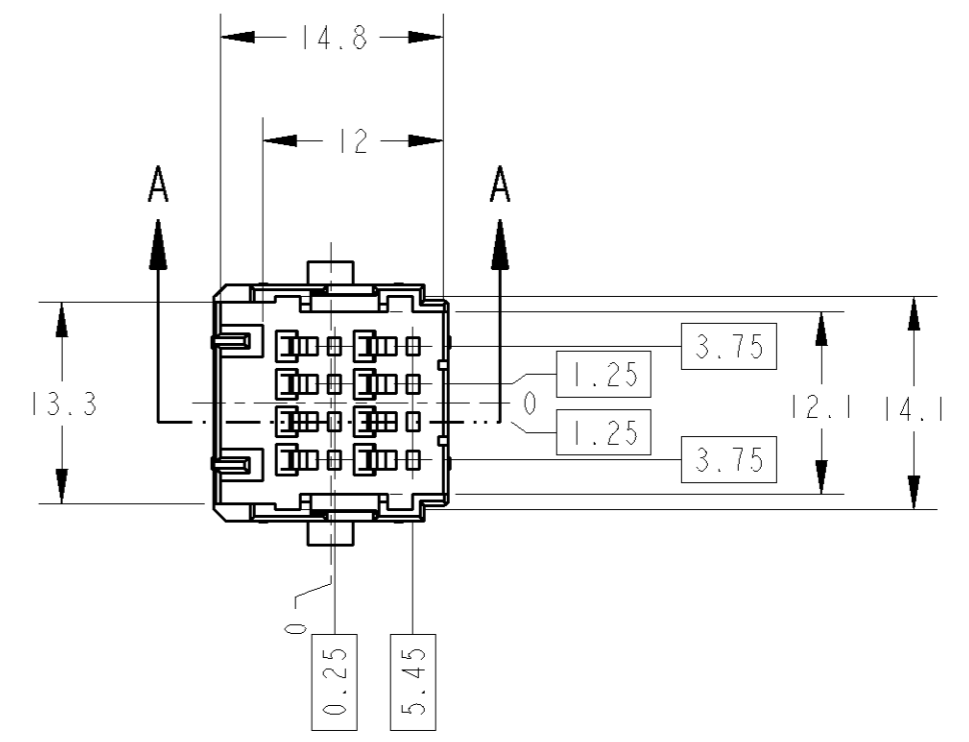
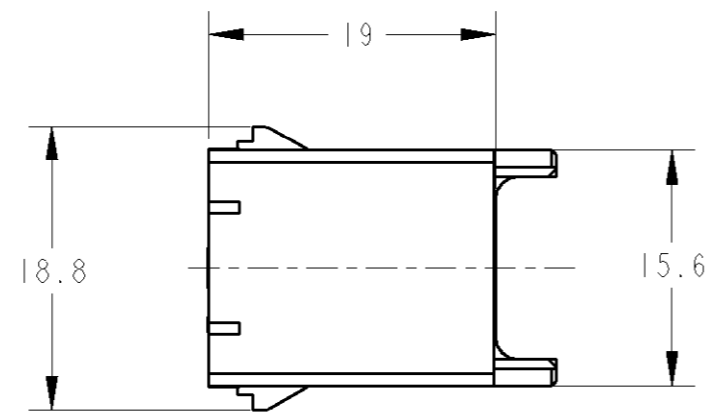
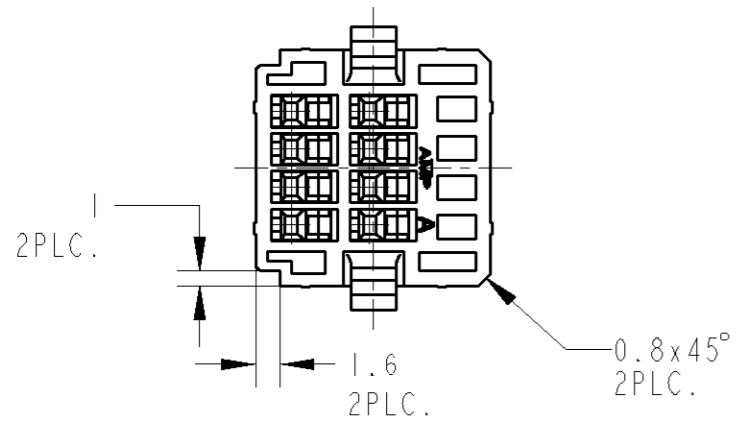


THIS DRAWING IS UNPUBLISHED. RELEASED FOR PUBLICATION  
 © COPYRIGHT - BY TYCO ELECTRONICS CORPORATION. ALL RIGHTS RESERVED.

LOC	DIST	REVISIONS						
		P	LTR	DESCRIPTION	ECN	DATE	DWN	APVD
J	-	0		RELEASED	FJ00-1945-01	12OCT01	ET	KA



SCALE 1:1



1. APPLICABLE CONTACT PART NUMBER ; 173682
2. THE MATING PLUG HOUSING PART NUMBER ; 174044
3. THE MATING OUTER HOUSING ; 1473867
4. PACKING STYLE ; INNER - BLISTER  
OUTER - PAPER BOX

1. 適用端子型番 ; 173682
2. 相手メスハウジング型番 ; 174044
3. 相手オスハウジング型番 ; 1473867
4. 梱包形態 ; 内装 - プリスター  
外装 - ダンボール

NATURAL (WHITE)	1473866-1
COLOR 色	PART NUMBER 製品型番

WIRE RANGE 相当電線断面積	0.37~0.56 mm <sup>2</sup>	INSULATION DIA 被覆外径	1.8~2.0 mm
DWN E. TAKIZAWA 12OCT01		Tyco Electronics AMP K.K. Kawasaki, Japan	
CHK Y. FUJIWALA 12OCT01		NAME 040MLC CONNECTOR 8 POSITIONS CAP INNER HOUSING (2 PIECES)	
APVD K. ASAI 12OCT01		SIZE	RESTRICTED TO
PRODUCT SPEC 108-5471		CAGE CODE	00779
APPLICATION SPEC 114-5108		DRAWING NO	1473866
WEIGHT 3.0 g		SCALE 2:1	
CUSTOMER DRAWING		SHEET	1 OF 1
		REV	0

THIS DRAWING IS A CONTROLLED DOCUMENT FOR TYCO ELECTRONICS CORPORATION IT IS SUBJECT TO CHANGE AND THE CONTROLLING ENGINEERING ORGANIZATION SHOULD BE CONTACTED FOR THE LATEST REVISION.	
DIMENSIONS: 単位: 概 mm	TOLERANCES UNLESS OTHERWISE SPECIFIED: ±0.3
	0 PLC ±
	1 PLC ±0.1
	2 PLC ±0.01
	3 PLC ±0.001
	4 PLC ±
	ANGLES ±3°00'
MATERIAL 材料	FINISH 仕上
PBT	-

# Mouser Electronics

Authorized Distributor

Click to View Pricing, Inventory, Delivery & Lifecycle Information:

[TE Connectivity:](#)

[1473866-1](#)