

# DF Series Power Rocker Switches



## Features/Benefits

- Power switching up to 16 AMPS
- Sub-panel and Front-panel mounting
- PC and quick connect terminals
- Multi-position and multi-pole function
- RoHS compliant

## Typical Applications

- Computers
- Power supplies
- Appliances
- Fitness equipment
- Off-road vehicles



## Specifications

CONTACT RATING: 16 AMPS @ 125, 250 V AC; 1/4 HP @ 125 V AC; 1/2 HP @ 250 V AC; 6 AMPS @ 48 V DC, 2 AMPS @ 60 V DC, 11 AMPS @ 30 V DC

ELECTRICAL LIFE: 10,000 make-and-break cycles at full load.

INSULATION RESISTANCE:  $10^9 \Omega$  min.

DIELECTRIC STRENGTH: 1,000 Vrms min. @ sea level.

OPERATING TEMPERATURE: -20°C to +85°C

## Materials

HOUSING & ACTUATOR: 6/6 nylon (UL 94V-2), black, finish: matte.

CONTACTS: Fine silver, silver plated.

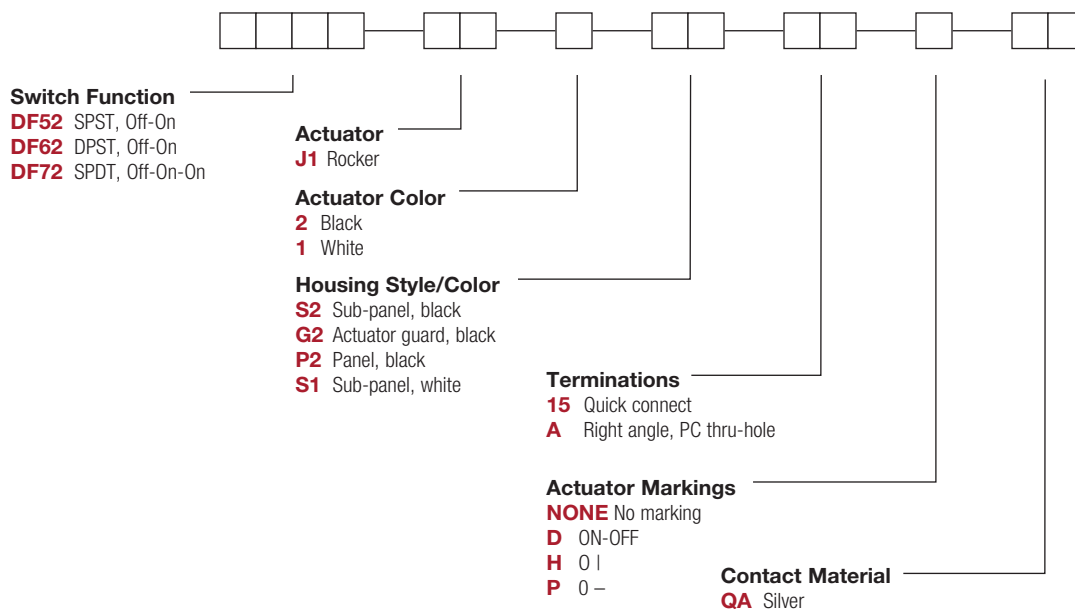
TERMINALS: Copper, silver plated.

CONTACT SPRING: Music wire or stainless steel.

**NOTE:** Specifications and materials listed above are for standard switches. For information on specific and custom switches, consult Customer Service Center.

## Build-A-Switch

To order, simply select desired option from each category and place in the appropriate box. Available options are shown and described on pages G-74 thru G-76. For additional options not shown in catalog, consult Customer Service Center.



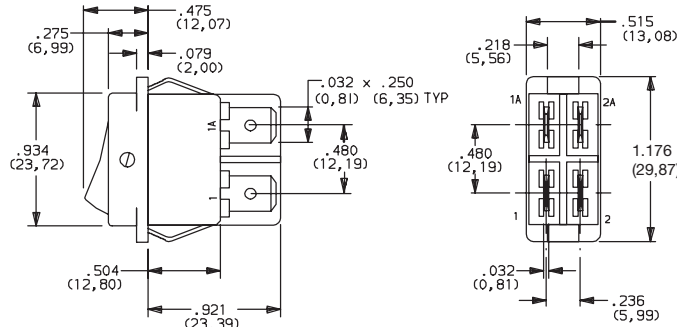
# DF Series Power Rocker Switches

## SWITCH FUNCTION



| NO. POLES | MODEL NO.   | SWITCH FUNCTION |        | CONNECTED TERMINALS |            | SCHEMATIC |
|-----------|-------------|-----------------|--------|---------------------|------------|-----------|
|           |             | POS. 1          | POS. 2 | POS. 1              | POS. 2     |           |
| SP        | <b>DF52</b> | OFF             | ON     | OPEN                | 1-1A       | SPST<br>  |
| DP        | <b>DF62</b> | OFF             | ON     | OPEN                | 1-1A, 2-2A | DPST<br>  |

Part Number shown DF62J12S215QA

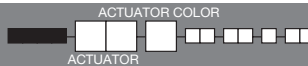


Actuator shown in Pos. 1

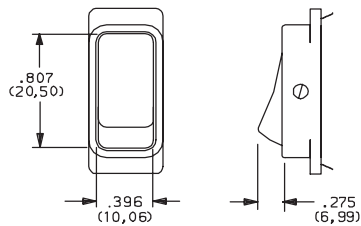
| NO. POLES | MODEL NO.   | POS. 1 | POS. 2 | POS. 3 | POS. 1 | POS. 2   | POS. 3               | SCHEMATIC |
|-----------|-------------|--------|--------|--------|--------|----------|----------------------|-----------|
|           |             |        |        |        |        |          |                      |           |
| SP        | <b>DF72</b> | OFF    | ON     | ON     | OPEN   | 1 / 2-2A | 1 / 2-1A<br>1 / 2-2A | <br><br>  |

All models

## ACTUATOR

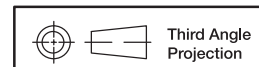


**J1** ROCKER



| OPTION CODE | ACTUATOR COLOR |
|-------------|----------------|
| <b>2</b>    | BLACK          |
| <b>1</b>    | WHITE          |

**NOTE:** Actuator finish: matte. Other colors available, consult Customer Service Center.



Third Angle Projection

Dimensions are shown: Inches (mm)  
Specifications and dimensions subject to change

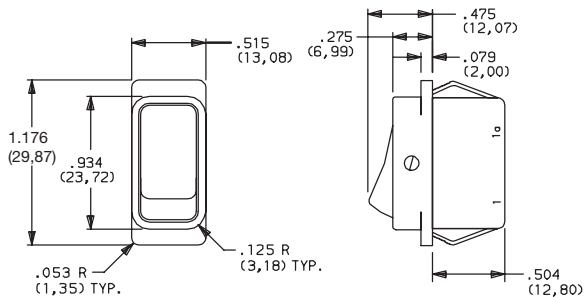


# DF Series Power Rocker Switches

## HOUSING STYLE/COLOR

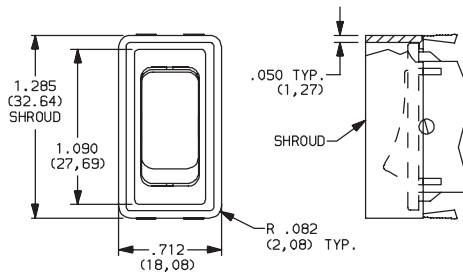


### S SUB-PANEL



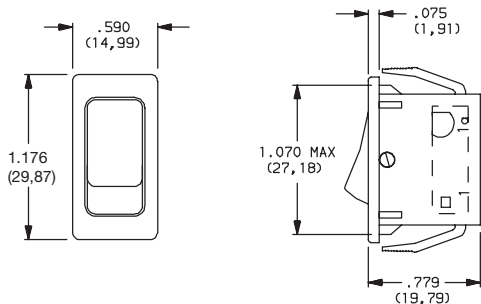
NOTE: DF52 & DF62 models only.

### G2 ACTUATOR GUARD



NOTE: Not available with 'A' termination. Available in black only.

### P PANEL



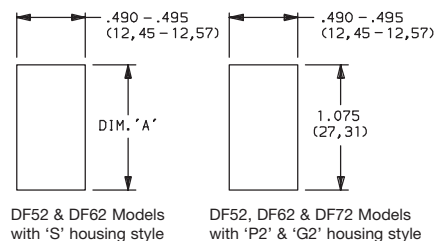
NOTE: Not available with 'A' termination. Available in black only.

| OPTION CODE | HOUSING COLOR |
|-------------|---------------|
| <b>2</b>    | (STD.) BLACK  |
| <b>1</b>    | WHITE         |

NOTE: Housing finish: matte. Other colors available, consult Customer Service Center.

### PANEL MOUNTING

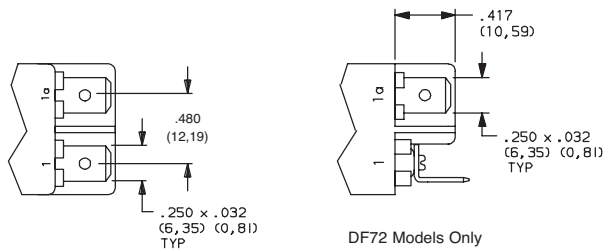
| PANEL THICKNESS         | DIM 'A'       |
|-------------------------|---------------|
| .029-.048 (0,74) (1,22) | 1.021 (25,93) |
| .048-.078 (1,22) (1,98) | 1.029 (26,14) |
| .078-.117 (1,98) (2,97) | 1.045 (26,54) |
| .075-.140 (1,91) (3,56) | 1.075 (27,31) |



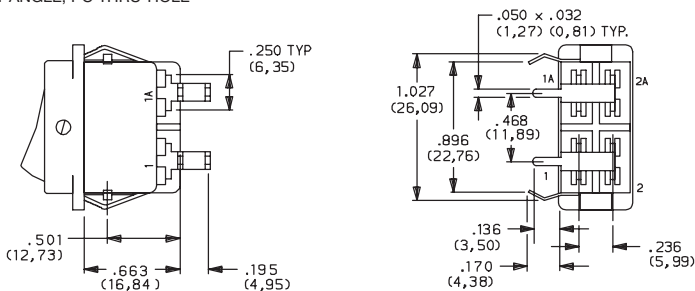
## TERMINATIONS



### 15 QUICK CONNECT



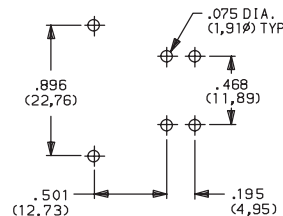
### A RIGHT ANGLE, PC THRU-HOLE



Actuator shown in Pos. 1

NOTE: DF52 and DF62 Models Only

### PC MOUNTING



Third Angle Projection

Dimensions are shown: Inches (mm)  
Specifications and dimensions subject to change

# DF Series Power Rocker Switches

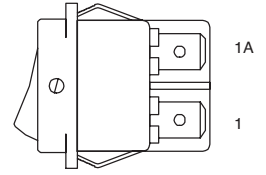
## ACTUATOR MARKINGS

**NONE** NO MARKING

**D** ON-OFF

**H** O |

**P** O -



**NOTE:** Orientation of actuator markings and terminals.

'D, H, & P' marking options: marking color white, standard for all actuator colors except white.  
Marking color black, standard for white actuators. Consult Customer Service Center for other available marking colors.

## CONTACT MATERIAL

| OPTION CODE | CONTACT AND TERMINAL MATERIAL | RATINGS |  |
|-------------|-------------------------------|---------|--|
| <b>QA</b>   | SILVER <sup>1,2</sup>         | POWER   | 16 AMPS @ 125, 250 V AC; 1/4 HP @ 125 V AC; 1/2 HP @ 250 V AC; 6 AMPS @ 48 V DC (UL),<br>2 AMPS @ 60 V DC, 11 AMPS @ 30 V DC |
|             |                               |         | 16 AMPS @ 125, 250 V AC; 1/4 HP @ 125 V AC; 1/2 HP @ 250 V AC (UL)   |

\* Note: See Technical Data section of this catalog for RoHS compliant and compatible definitions and specifications.

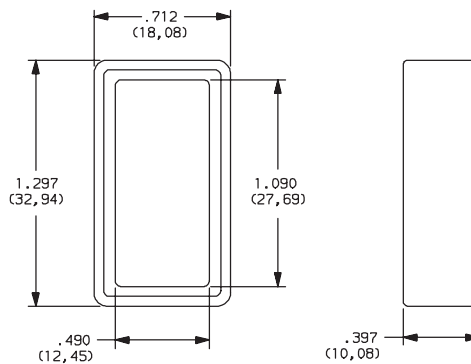
<sup>1</sup> CONTACTS: Fine silver, silver plated.

All models 

<sup>2</sup> TERMINALS: Copper, silver plated.

## AVAILABLE HARDWARE

### Actuator Guard

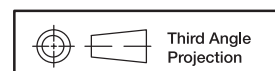


**PART NO.**

**285B02000**

Material: Nylon 6/6

Finish: Matte



Dimensions are shown: Inches (mm)  
Specifications and dimensions subject to change

**C&K**



# Mouser Electronics

Authorized Distributor

Click to View Pricing, Inventory, Delivery & Lifecycle Information:

[C&K Switches:](#)

[285B02000](#)