

TMMH-1XX-XX-XX-X-XXX

No OF POSITIONS (SEE TABLE 2)

LEAD STYLE
 -01: .126 [3.20] (USE T-1S13-07-X-2)
 -04: .075 [1.91] (USE T-1S13-04-X-2)
 * -05: .065 [1.65] (USE T-1S13-07-XX-2) N/A WITH -6 ROW OPTION
 -06: .126 [3.20] (USE T-1S13-31-XX-2)
 * = SEE NOTE 8

OPTIONS
 -XXX: INDICATES POSITION POLARIZED

ROW OPTION
 SEE TABLE 2

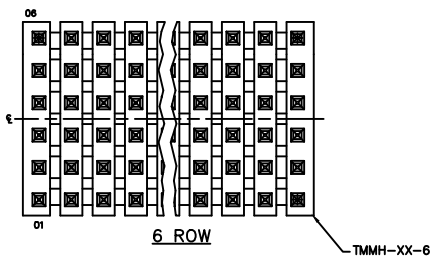
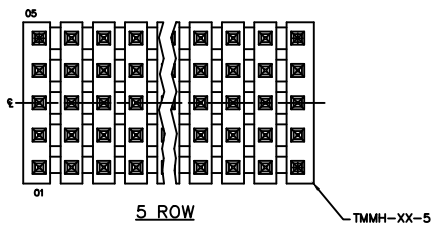
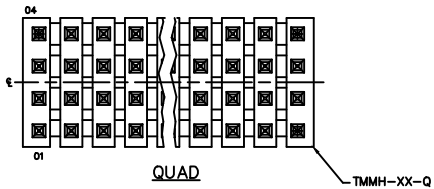
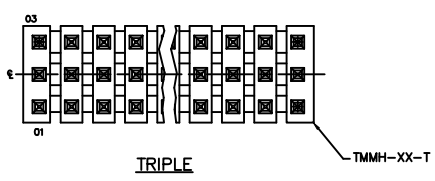
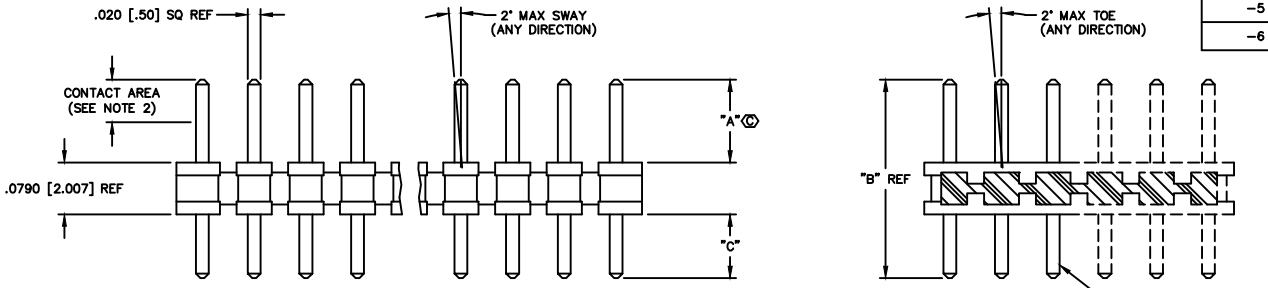
PLATING
 -L: LIGHT SELECTIVE GOLD (USE T-1S13-XX-L-2)
 -F: FLASH GOLD (USE T-1S13-XX-F-2)
 -S: SELECTIVE GOLD (USE T-1S13-XX-S-2)
 -G: GOLD (USE T-1S13-XX-G-2)
 -T: TIN (USE T-1S13-XX-T-2)
 -TM: MATTE TIN (USE T-1S13-XX-T-2)
 -LM: LIGHT SELECTIVE GOLD/MATTE TIN TAIL (USE T-1S13-XX-L-2)
 -FM: FLASH GOLD/MATTE TIN TAIL (USE T-1S13-XX-F-2)
 -SM: SELECTIVE GOLD/MATTE TIN TAIL (USE T-1S13-XX-S-2)
 -H: HEAVY GOLD (USE T-1S13-XX-H-2)

TABLE 1

LEAD STYLE	"A"	"B"	TERMINAL	"C"
-01	.126 [3.20]	.302 [7.67]	T-1S13-07-XX-2	.097 [2.46]
-04	.075 [1.91]	.255 [6.48]	T-1S13-04-XX-2	.101 [2.57]
-05	.065 [1.65]	.234 [5.94]	T-1S13-07-XX-2	.090 [2.29]
-06	.126 [3.20]	.344 [8.74]	T-1S13-31-XX-2	.139 [3.53]

TABLE 2

ROW OPTION	BODY CALLOUT	"D"	"E"	NO OF POS
-T	TMMH-XX-T	.236 [5.99]	2	-03 THRU -50
-Q	TMMH-XX-Q	.314 [7.98]	3	-04 THRU -50
-5	TMMH-XX-5	.393 [9.98]	4	-05 THRU -50
-6	TMMH-XX-6	.472 [11.99]	5	-06 THRU -50



- NOTES:
- PARTS MAY BE CUT TO POSITION.
 - GOLD PLATING TO BE ON POST, TIN PLATING ON TAIL ON SELECTIVE PLATED PART.
 - Ⓢ REPRESENTS A CRITICAL DIMENSION.
 - MINIMUM PUSHOUT FORCE: 1.0 LB.
 - BULK PACKAGED
 - NOTE DELETED.
 - .020 MAX CUT FLASH.
 - MUST SHEAR TO DIMENSION SHOWN.

PLOT SCALE: 1 = .125 / DIMSCALE: 1 = .100

PROPRIETARY INFO
 THIS DOCUMENT CONTAINS INFORMATION OF A CONFIDENTIAL NATURE. IT IS NOT TO BE DISCLOSED OR REPRODUCED IN ANY MANNER WITHOUT THE WRITTEN CONSENT OF SAMTEC.

EXSPRO/ASSEMBLY/2MM TMMH/ASM

samtec

810 PROGRESS BLVD. NEW ALBANY, INDIANA 47150
 PHONE (812) 944-6733 P.O. BOX 1147
 CODE 55322

MADE BY: BRATCHER 11-17-97

TMMH-1XX-XX-XX-X-XXX
 SHEET 1 OF 1