

## Inline terminal - IB IL AO 1/U/SF-PAC - 2861399

Please be informed that the data shown in this PDF Document is generated from our Online Catalog. Please find the complete data in the user's documentation. Our General Terms of Use for Downloads are valid (<http://phoenixcontact.com/download>)



Inline analog output terminal block, complete with accessories (connector and labeling field), 1 output, 0 - 10 V, 2-wire connection method

### Product Description

The analog Inline output terminals are used in applications in which analog actuators are to be addressed. With these terminals, common current and voltage output ranges can be configured individually. The analog signals are made available with a resolution of 16 bits. It goes without saying that you also have advantages in handling with the analog Inline output terminals, such as multi-wire connection or the automatic contact with the grounding conductor when the terminal is snapped onto the DIN rail. The Inline terminals can be labeled using hinged labeling fields. The fields have insert cards that can be labeled individually to suit the application. Additionally, there is the proven ZBFM-6... Zack strip for labeling the terminal points.

### Product Features

- Short update time of < 1 ms
- Short-circuit-proof current outputs
- Measured value acquisition with 16-bit resolution
- Bipolar outputs



### Key Commercial Data

Packing unit	1 pc
Weight per Piece (excluding packing)	91.9 g
Custom tariff number	85389091
Country of origin	Germany

### Technical data

#### Note

Utilization restriction	EMC: class A product, see manufacturer's declaration in the download area
-------------------------	---

#### Dimensions

Width	12.2 mm
-------	---------

# Inline terminal - IB IL AO 1/U/SF-PAC - 2861399

## Technical data

### Dimensions

Height	136.8 mm
Depth	71.5 mm

### Ambient conditions

Ambient temperature (operation)	-25 °C ... 55 °C
Ambient temperature (storage/transport)	-25 °C ... 85 °C
Permissible humidity (operation)	10 % ... 95 % (according to DIN EN 61131-2)
Permissible humidity (storage/transport)	10 % ... 95 % (according to DIN EN 61131-2)
Air pressure (operation)	70 kPa ... 106 kPa (up to 3000 m above sea level)
Air pressure (storage/transport)	70 kPa ... 106 kPa (up to 3000 m above sea level)
Degree of protection	IP20

### General

Mounting type	DIN rail
Net weight	90 g

### Interfaces

Designation	Inline local bus
Connection method	Inline data jumper
Transmission speed	500 kBit/s
Transmission physics	Copper

### Inline potentials

Communications power $U_L$	7.5 V DC (via voltage jumper)
Current consumption from $U_L$	max. 40 mA
	typ. 30 mA
I/O supply voltage $U_{ANA}$	24 V DC
Current consumption from $U_{ANA}$	max. 20 mA
	typ. 15 mA

### Analog outputs

Number of outputs	1
Connection method	2-wire (shielded)
Output name	Analog outputs
D/A resolution	16 bit
Type of protection	Transient protection of outputs
Representation of output values	16 bits (15 bits + sign)
DAC resolution	16 Bit
Process data update	< 1 ms
Voltage output signal	0 V ... 10 V

## Inline terminal - IB IL AO 1/U/SF-PAC - 2861399

### Technical data

#### Analog outputs

Load/output load voltage output	> 2 kΩ 0.05 %
	typ. 0.5 % (of output range final value)

#### Standards and Regulations

Test section	7.5 V supply (bus logic), 24 V supply $U_{ANA}$ / I/O 500 V AC 50 Hz 1 min.
	7.5 V supply (bus logic), 24 V supply $U_{ANA}$ /functional earth ground 500 V AC 50 Hz 1 min.
	24 V supply (I/O) / functional earth ground 500 V AC 50 Hz 1 min.
Connection in acc. with standard	CUL
Protection class	III, IEC 61140, EN 61140, VDE 0140-1

### Classifications

#### eCl@ss

eCl@ss 4.0	27250303
eCl@ss 4.1	27250303
eCl@ss 5.0	27250303
eCl@ss 5.1	27242601
eCl@ss 6.0	27242601
eCl@ss 7.0	27242601
eCl@ss 8.0	27242601

#### ETIM

ETIM 2.0	EC001431
ETIM 3.0	EC001596
ETIM 4.0	EC001596
ETIM 5.0	EC001596

#### UNSPSC

UNSPSC 6.01	43172015
UNSPSC 7.0901	43201404
UNSPSC 11	43172015
UNSPSC 12.01	43201404
UNSPSC 13.2	43201404

### Approvals

#### Approvals

# Inline terminal - IB IL AO 1/U/SF-PAC - 2861399

## Approvals

### Approvals

UL Recognized / cUL Recognized / EAC / cULus Recognized

---

### Ex Approvals


UL Listed / cUL Listed / cULus Listed


---

Approvals submitted


---

### Approval details

UL Recognized 

cUL Recognized 

EAC

cULus Recognized 

## Accessories

### Accessories

#### Connector set

Connector set - IB IL AO/CNT-PLSET - 2732664



Connector set

---

### Labeling panel

## Inline terminal - IB IL AO 1/U/SF-PAC - 2861399

### Accessories

Labeling field - IB IL FIELD 2 - 2727501

Labeling field, width: 12.2 mm



### Plug

Inline shield connector - IB IL SCN-6 SHIELD - 2726353



Inline shield connector

---

Inline connector - IB IL SCN-8 - 2726337



Connector, for digital 1, 2 or 8-channel Inline terminals

---

Inline connector - IB IL SCN-8-CP - 2727608



Inline connector, colored

---

### Terminal marking

Insert strip - ESL 62X10 - 0809492



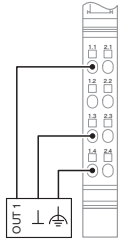
Insert strip, Sheet, white, unlabeled, can be labeled with: Office printing systems, Plotter: Laser printer, Mounting type: Insert, Lettering field: 62 x 10 mm

# Inline terminal - IB IL AO 1/U/SF-PAC - 2861399

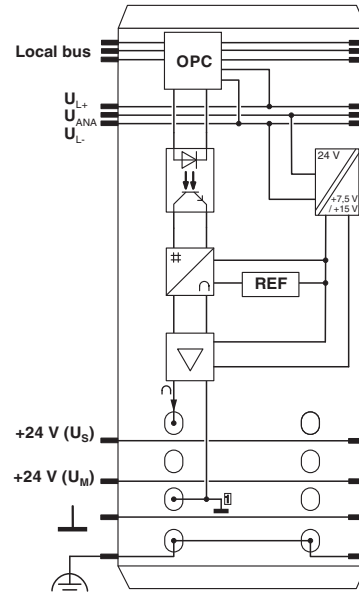
## Accessories

## Drawings

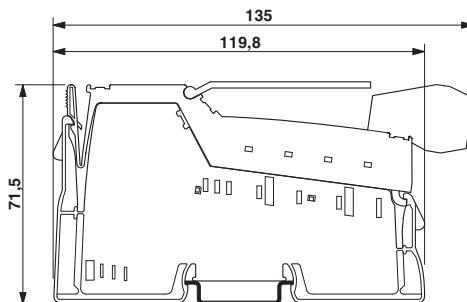
Connection diagram



Block diagram



Dimensional drawing



# Mouser Electronics

Authorized Distributor

Click to View Pricing, Inventory, Delivery & Lifecycle Information:

[Phoenix Contact:](#)

[2861399](#)