

Bus system connector - SACC-M12MRD-4Q SH PN - 1554539

Please be informed that the data shown in this PDF Document is generated from our Online Catalog. Please find the complete data in the user's documentation. Our General Terms of Use for Downloads are valid (<http://phoenixcontact.com/download>)




Bus system connector, PROFINET CAT5 (100 Mbps), 4-position, shielded, Plug angled M12, D-coded, Insulation displacement connection, knurl material: Nickel-plated brass, external cable diameter 4 mm ... 8 mm

Your advantages

- ✓ Safe use in the field, thanks to a high degree of protection
- ✓ Flexible: connectors for on-site assembly
- ✓ Insulation displacement connection: innovative and time-saving assembly without stripping the single wire
- ✓ Reliable signal transmission - 360° shielding in environments with electromagnetic interference



Key Commercial Data

Packing unit	1 pc
GTIN	 4 046356 166225
GTIN	4046356166225

Technical data

Dimensions

External cable diameter	4 mm ... 8 mm
Stripping length of the sheath	35 mm

Ambient conditions

Ambient temperature (operation)	-40 °C ... 85 °C
Degree of protection	IP67

General

Note	This product corresponds to the PROFINET Cabling and Interconnection Technology Guideline for PROFINET regulations, version 2.00, order no: 2.252, Chapter 8.2 Connectors for Outside Environment (Balanced cabling)
Rated current at 40°C	1.75 A
Rated voltage	60 V DC

Bus system connector - SACC-M12MRD-4Q SH PN - 1554539

Technical data

General

	48 V AC
Number of positions	4
Insulation resistance	$\geq 100 \text{ M}\Omega$
Coding	D - data
Standards/regulations	M12 connector according to IEC 61076-2-101
Signal type/category	PROFINET CAT5 (on the basis of IEC 11801), 100 Mbps
Status display	No
Overvoltage category	II
Degree of pollution	3
Connection method	Insulation displacement connection
Conductor cross section AWG	23 ... 22
Wire diameter including insulation	$\leq 1.6 \text{ mm}$
Frequency of connections between conductors of the same cross section	≥ 10
Insertion/withdrawal cycles	≥ 100
Torque	0.4 Nm (M12 knurl)
	0.8 Nm (Connector with coupling sleeve)
	3 Nm (Pressure nut with coupling sleeve)
Assembly instructions	The connector pin assignment can be rotated 45° to the cable outlet

Material

Flammability rating according to UL 94	V0
Contact material	CuSn
Contact surface material	Ni/Au
Contact carrier material	PA6
Material of grip body	Zinc die-cast, nickel-plated
Material, knurls	Nickel-plated brass
Sealing material	Neoprene

Pin assignment

Contact Color (signal designation) Contact (optional)	1 (Plug) = YE (TD+)
	3 (Plug) = OG (TD-)
	2 (Plug) = WH (RD+)
	4 (Plug) = BU (RD-)

Standards and Regulations

Standard designation	M12 connector
Standards/regulations	according to IEC 61076-2-101
Flammability rating according to UL 94	V0

Environmental Product Compliance

	Lead 7439-92-1
China RoHS	Environmentally Friendly Use Period = 50

Bus system connector - SACC-M12MRD-4Q SH PN - 1554539

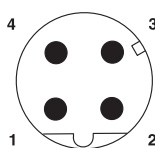
Technical data

Environmental Product Compliance

	For details about hazardous substances go to tab "Downloads", Category "Manufacturer's declaration"
--	---

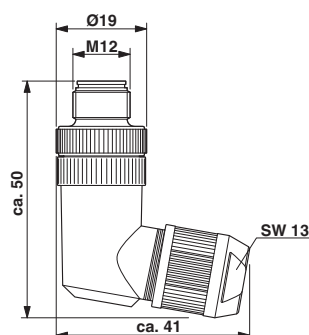
Drawings

Schematic diagram



Pin assignment M12 male connector, 4-pos., D-coded, male side

Dimensional drawing



M12 x 1 male plug, angled, shielded

Approvals


Approvals

Approvals

EAC

Ex Approvals

Approval details

EAC		RU C- DE.AI30.B.01102
-----	---	--------------------------

Phoenix Contact 2019 © - all rights reserved
<http://www.phoenixcontact.com>

PHOENIX CONTACT GmbH & Co. KG
Flachsmarktstr. 8
32825 Blomberg
Germany
Tel. +49 5235 300
Fax +49 5235 3 41200
<http://www.phoenixcontact.com>