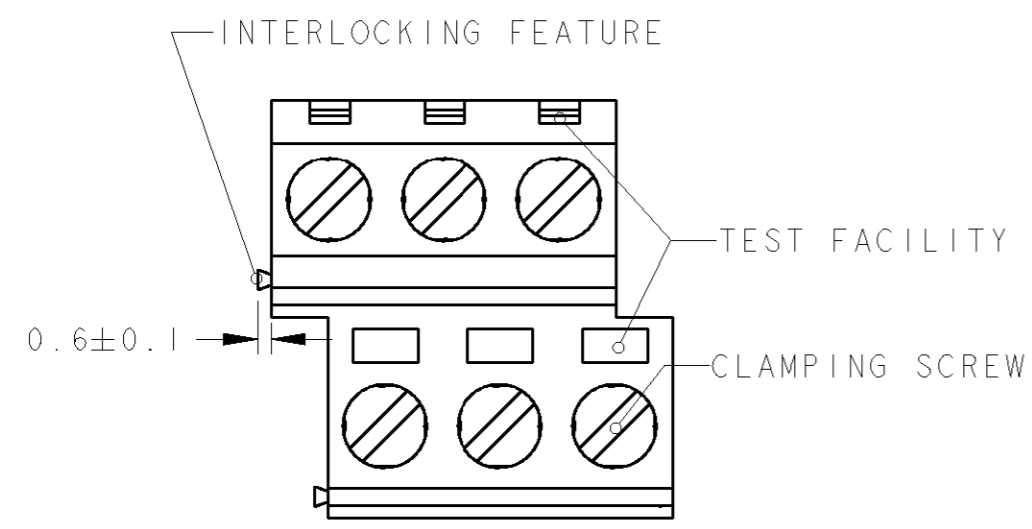

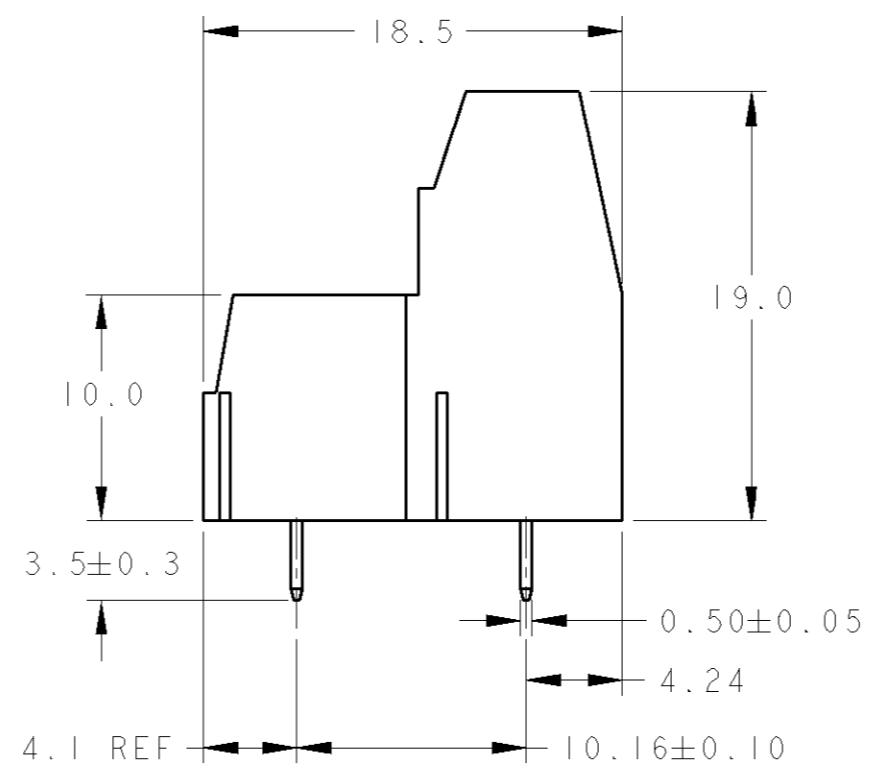
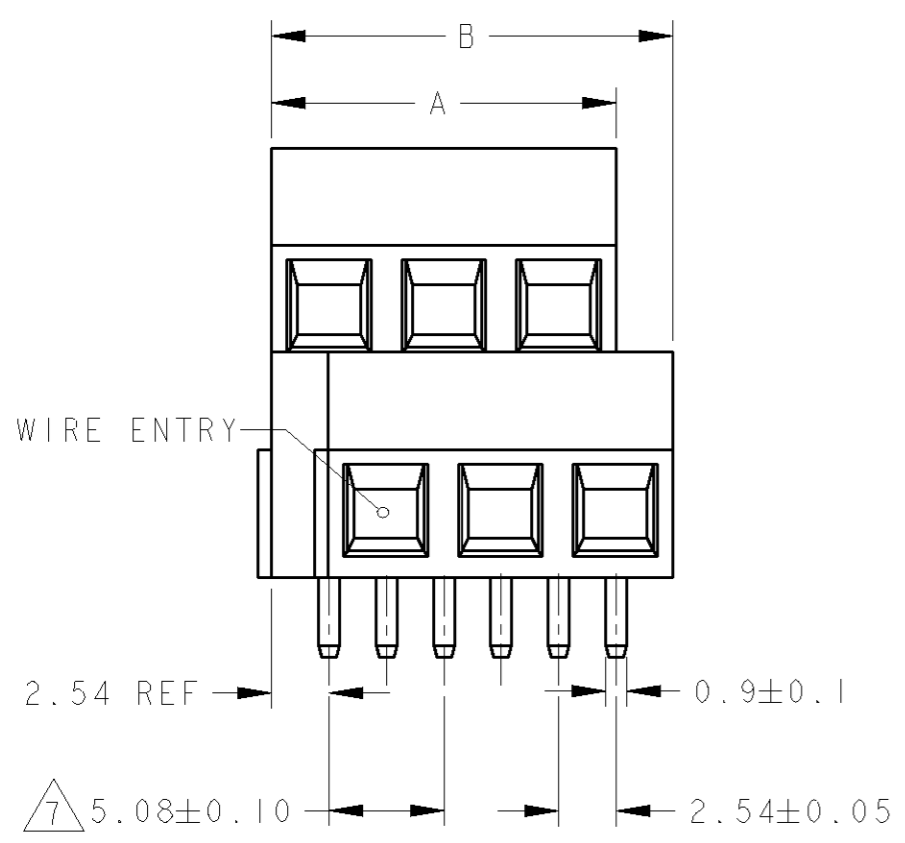


THIS DRAWING IS UNPUBLISHED. RELEASED FOR PUBLICATION 20
 © COPYRIGHT 20 BY TYCO ELECTRONICS CORPORATION. ALL RIGHTS RESERVED.

LOC	DIST	REVISIONS			
P	LTR	DESCRIPTION	DATE	DWN	APVD
FT	0				
	B	REVISED PER 0G3B-0119-01	23OCT2001	EZ	DB
	C	REVISED EC 0G3B-0046-02	16JAN2003	SW	CR



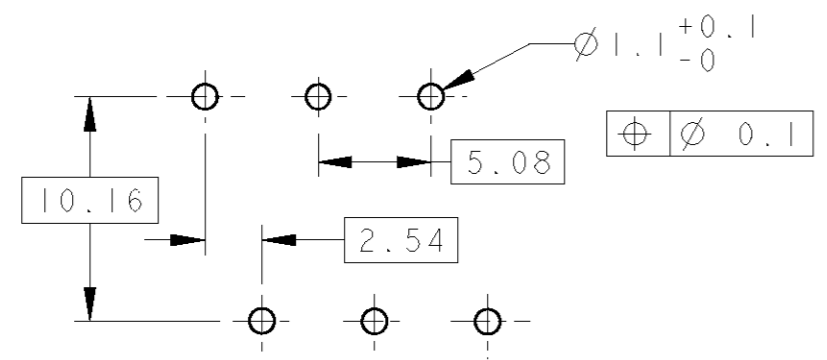
- 1 MATERIALS AND FINISH
 HOUSING: PA 6-6, UL 94-V0, COLOR GREEN.
 CLAMP: BRASS, NICKEL PLATED.
 TERMINAL: BRASS, TIN PLATED.
 CLAMPING SCREW: M3, BRASS, NICKEL PLATED.
- 2 SUITABLE FOR 1,6-2,4mm PC BOARD THICKNESS.
- 3 END-TO-END STACKABLE W/INTERLOCK WITHOUT LOSS OF CENTERLINE SPACING.
- 4 WIRE SIZE RANGE
 12-30 AWG
- 5 RECOGNIZED UNDER THE COMPONENT PROGRAM OF
 UNDERWRITERS LABORATORIES INC., FILE N° E60677.
- 6 IMQ CERTIFICATE WITH SURVEILLANCE IN CONFORMITY
 WITH IEC 998-1/998-2-1.
- 7 NOT CUMULATIVE TOLERANCE.



282869-3 AS SHOWN

B	A	NO OF POSN	PART NUMBER
43.18	40.64	8	282869-8
38.10	35.56	7	282869-7
33.02	30.48	6	282869-6
27.94	25.40	5	282869-5
22.86	20.32	4	282869-4
17.78	15.24	3	282869-3
12.70	10.16	2	282869-2

RECOMMENDED PC BOARD LAYOUT



<small>THIS DRAWING IS A CONTROLLED DOCUMENT FOR TYCO ELECTRONICS CORPORATION IT IS SUBJECT TO CHANGE AND THE CONTROLLING ENGINEERING ORGANIZATION SHOULD BE CONTACTED FOR THE LATEST REVISION.</small>		DWN 23OCT2001 E. ZANOLINI CHK 23OCT2001 D. BIEVENOUR APVD 23OCT2001 D. BIEVENOUR		BUCHANAN Tyco Electronics Harrisburg, PA 17105-3608	
DIMENSIONS: mm		TOLERANCES UNLESS OTHERWISE SPECIFIED: 0 PLC ±.3 1 PLC ±.3 2 PLC ±.25 3 PLC ±. 4 PLC ±. ANGLES ±2		NAME TERMINAL BLOCK, PCB MOUNT 1ST AND 2ND LEVEL W/INTERLOCK, 5.08mm PITCH	
MATERIAL $\triangle 1$		FINISH $\triangle 1$		PRODUCT SPEC 108-20166 APPLICATION SPEC 114-20079 WEIGHT -	
CUSTOMER DRAWING				SIZE A3 CAGE CODE 00779 DRAWING NO C=282869 RESTRICTED TO -	
SCALE 3:1				SHEET 1 OF 1 REV C	

Mouser Electronics

Authorized Distributor

Click to View Pricing, Inventory, Delivery & Lifecycle Information:

[TE Connectivity:](#)

[282869-2](#)