THIS DRAWING IS UNPUBLISHED. RELEASED FOR PUBLICATION 20
© COPYRIGHT 20 BY TYCO ELECTRONICS CORPORATION. ALL RIGHTS RESERVED.

PART NUMBER	REV	FIRST USED	POWER UNIT	FEED TYPE	DESCRIPTION
1852569-1	A	122500-1	LEADMAKER	POST FEED	CUTS CARRIER
1852569-2	A	565435-5	BENCH MODEL K	PRE FEED	CUTS CARRIER
1852569-3	A	354500-1	BENCH MODEL G	PRE FEED	CUTS CARRIER
1852569-6	A	122500-1	LEADMAKER	POST FEED	CONTINUOUS CARRIER
7-1852569-7	A	-	-	-	SPARE PARTS

LOC	DIST
A	66

REVISIONS

P	LTR	DESCRIPTION	DATE	DWN	APVD
	A	RELEASED	16OCT2007	BH	BH

1. RECOMMENDED SPARE PARTS
2. GREASE LIGHTLY
3. GUARD MUST BE IN PLACE WHEN OPERATING APPLICATOR IN A BENCH MACHINE
4. APPLY TORQ-SEAL IN ALLEN SOCKET TO FILL HOLE AFTER FLAT HD HAS BEEN ADJUSTED TO CORRECT HEIGHT AT QUALIFICATION. APPLY PN 1-23419-5 LOC-TITE TO THREADS.

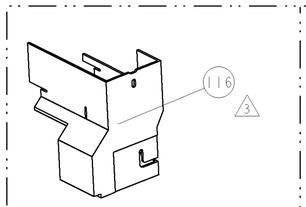

AMP-O-LECTRIC TERM GUARD

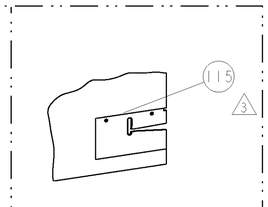

G TERMINATOR GUARD

TERMINAL NAME: 2.8mm MCP-E TAB CONTACT					
TE PN	-	TE TERMINAL - TE CRIMP SPECS			
936612-1	-				
-	-	PAD LTR	CRIMP HEIGHT		WIRE SIZE
-	-	A	1.77±0.05mm[.070±.002]		2.5mm2
-	-	B	1.60±0.05mm[.063±.002]		2mm2
-	-	C	1.51±0.05mm[.059±.002]		1.5mm2
-	-	D	1.38±0.05mm[.054±.002]		1.25mm2
-	-	CRIMP	SIZE	TYPE	RANGE
SEAL PN.	-				
368933-1	-	WIRE	2.79mm [.110]	F	2.5-1.25
-	-	INSUL	3.81mm [.150]	O	-
WIRE STRIP LENGTH 4.70-5.08	TERM APPL SPEC NONE	FEED 12.50	APPLICATOR INSTRUCTIONS 408-8040		SET UP GAGE 458637-1

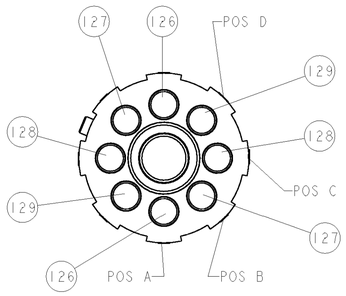

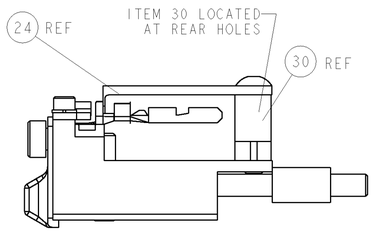

FEED TRACK POSITION GUIDE BY INS. BARREL

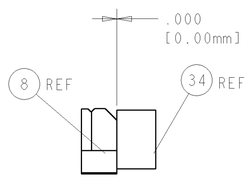

TERMINAL SUPPORT LOCATION

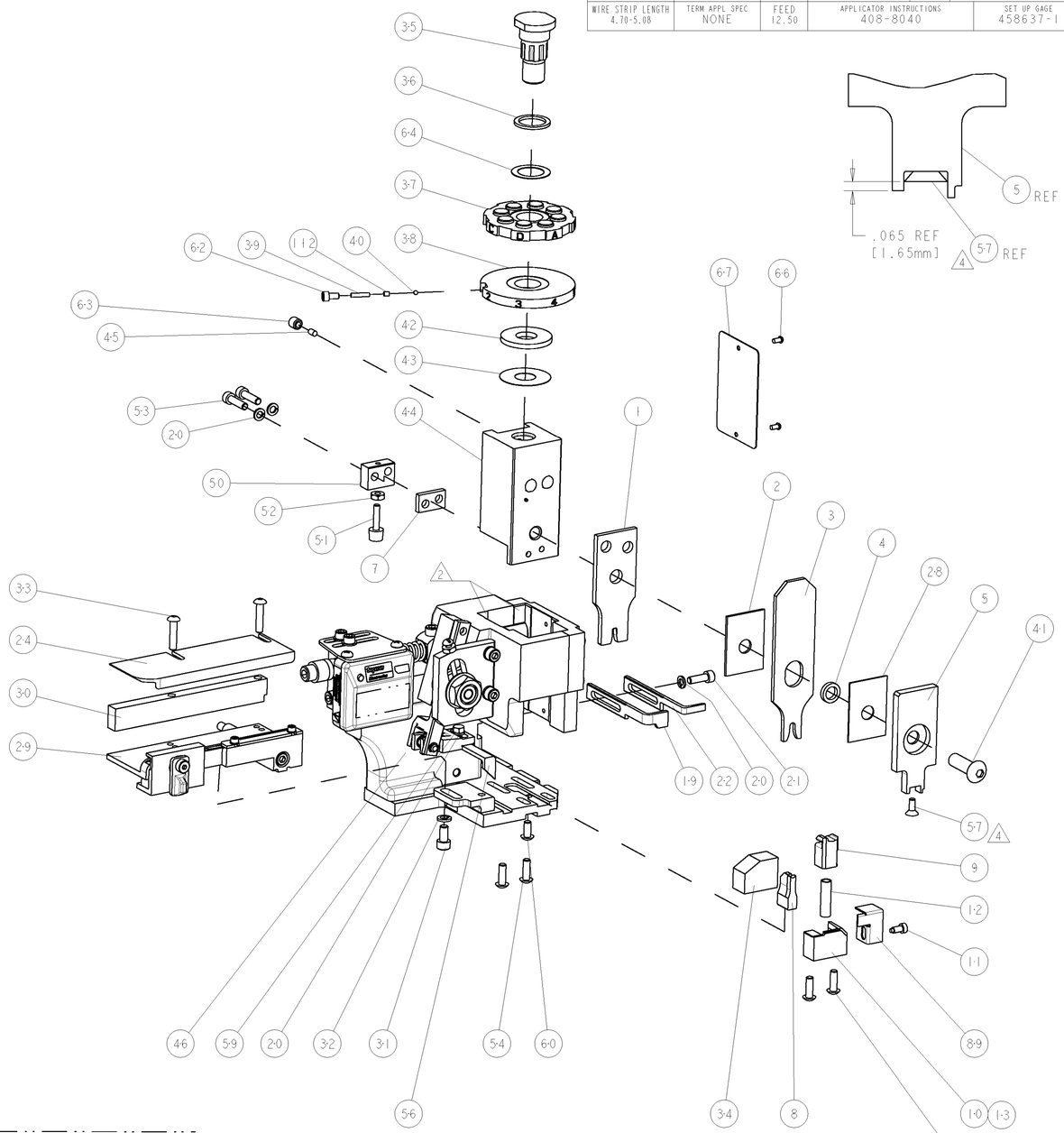

-77	-6	-3	-2	-1	U/M	PART NO	DESCRIPTION	ITEM NO
-	2	2	2	2	-	2-354779-3	PIN, WIRE DISC, .3105	129
-	2	2	2	2	-	1-354779-1	PIN, WIRE DISC, .3045	128
-	2	2	2	2	-	354779-4	PIN, WIRE DISC, .3010	127
-	2	2	2	2	-	8-354778-9	PIN, WIRE DISC, .2940	126
-	-	-	REF	-	..	455749-1	GUARD WINDOW	116
-	-	REF	-	-	..	679532-1	INSERT, GUARD	115
-	1	1	1	1	-	690603-1	SPRING ASSIST AMP-O-MATOR APPLICATOR	112
-	1	1	1	1	-	1-21002-7	SCR, BTN SKT HD CAP 6-32 X .375	91
-	1	1	1	1	-	318563-1	GUARD, FRONT CHIP	89
-	1	1	1	1	-	4088040	SF APPL INST 408-8040	72
-	1	1	1	1	-	217238-1	GENERAL INSTRUCTION PKG	71
-	1	1	1	1	-	461264-1	PLATE, IDENTIFICATION	67
-	2	2	2	2	-	21017-2	SCREW, DRIVE	66
-	1	1	1	1	-	986950-1	WASHER, FLAT PRECISION	64
-	1	1	1	1	-	21009-2	SCR, SET, SELF LOCKING 1/4-20 X .250	63
-	1	1	1	1	-	23030-1	SCR, SKT HD CAP 6-32 x .25	62
-	1	1	1	1	-	22733-8	SCR, BHSC, SELF-LOCKING, 8-32 X .375	60
-	1	1	1	1	-	2-22603-0	SCR, HEX HD CAP 8-32 X .312	59
-	1	1	1	1	-	1-21003-9	SCR, FLT SKT HD CAP 6-32 X .375	57
-	1	1	1	1	-	458537-2	PAWL, FEED	56
-	4	4	4	4	-	2-21002-2	SCR, BTN SKT HD CAP 8-32 X .500	54
-	2	2	2	2	-	2-21000-8	SCR, SKT HD CAP 8-32 X .625	53
-	1	1	1	1	-	21018-5	NUT, HEX, REG 6-32	52
-	1	1	1	1	-	811242-2	BUMPER, HOLD DOWN	51
-	1	1	1	1	-	690753-1	SPACER, TONKER	50
-	-	1	-	-	..	690602-6	CAM, PRE FEED, 1 5/8	49
-	-	-	1	-	..	690602-5	CAM, PRE FEED, 1 1/8	48
-	1	-	-	1	-	690501-4	CAM, POST FEED, 1 5/8	47
-	1	1	1	1	-	459456-1	APPL. BASIC SUB ASSY (SIDE WISE MQCA)	46
-	1	1	1	1	-	690191-1	PLUG,NYLON	45
-	1	1	1	1	-	455673-1	RAM, SIDE FEED	44
-	1	1	1	1	-	690125-1	SHIM SUB-ASSY	43
-	1	1	1	1	-	690124-1	WASHER, RAM (.115)	42
-	1	1	1	1	-	7-21002-9	SCR, BTN SKT HD CAP 5/16-24 X 1.00	41
-	1	1	1	1	-	23241-6	BALL, STEEL	40
-	1	1	1	1	-	690170-1	SPRING, COMPRESSION	39
-	1	1	1	1	-	1-690142-0	DISC, INSULATION	38
-	1	1	1	1	-	354777-1	WIRE DISC, ASSEMBLY	37
-	1	1	1	1	-	22480-5	SPRING, COMPRESSION	36
-	1	1	1	1	-	690212-1	POST, RAM	35
-	1	1	1	1	-	3-690786-3	TERMINAL SUPPORT	34
-	2	2	2	2	-	2-21002-4	SCR, BTN SKT HD CAP 8-32 X .750	33
-	1	1	1	1	-	21024-5	WASHER, SPRG LOCK, REG NO 10	32
-	1	1	1	1	-	3-21000-4	SCR, SKT HD CAP 10-32 X .375	31
-	1	1	1	1	-	1320908-3	SPACER, STRIP GUIDE	30
-	1	1	1	1	-	1633091-1	ASSEMBLY, STRIP GUIDE	29
-	1	1	1	1	-	455888-6	SPACER, CRIMPER	28
-	1	1	1	1	-	1320928-6	PLATE, STRIP GUIDE	24
-	1	-	-	1	-	690472-2	STRIPPER	22
-	1	1	1	1	-	2-21000-7	SCR, SKT HD CAP 8-32 X .500	21
-	4	4	4	4	-	21024-4	WASHER, SPRG LOCK, REG NO 8	20
-	-	1	1	-	-	691353-1	STRIPPER	19
-	1	-	-	-	-	679625-2	SHEAR HOLDER, FRONT (NO CUT)	13
-	1	1	1	1	-	3-22280-3	SPRING, COMPRESSION	12
-	1	1	1	1	-	690461-2	STOP, SHEAR	11
-	-	1	1	1	-	1-690459-0	SHEAR HOLDER, FRONT	10
-	1	1	1	1	-	318707-2	FLOATING SHEAR, FRONT	9
1	1	1	1	1	-	1-1633112-4	ANVIL, COMBINATION .110	8
-	1	1	1	1	-	240641-5	SPACER	7
-	-	-	-	-	..	-	-	6
-	1	1	1	1	-	318701-1	DEPRESSOR, SHEAR	5
-	1	1	1	1	-	238011-4	BLOCK, CRIMPER SPACER	4
1	1	1	1	1	-	5-904741-6	CRIMPER, INSUL O PREMIUM	3
-	1	1	1	1	-	1-455888-2	SPACER, CRIMPER	2
1	1	1	1	1	-	456408-8	CRIMPER, WIRE PREMIUM	1

POST-FEED 1 5/8 STROKE

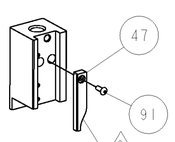

-1 & -6

PRE-FEED 1 1/8 STROKE

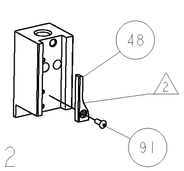

-2

PRE-FEED 1 5/8 STROKE

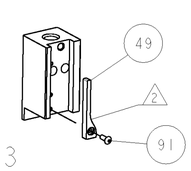

-3

THIS DRAWING IS A CONTROLLED DOCUMENT FOR TYCO ELECTRONICS CORPORATION. IT IS SUBJECT TO CHANGE AND THE CONTROLLING ENGINEERING ORGANIZATION SHOULD BE CONTACTED FOR THE LATEST REVISION.

DWN	B.HIGMAN	25SEPT2007
CHK	B.HIGMAN	25SEPT2007
APVD	T.ELBIN	25SEPT2007

Tyco Electronics — Tyco Electronics, Harrisburg, PA 17105-3608

DIMENSIONS: INCHES

TOLERANCES UNLESS OTHERWISE SPECIFIED:
0 PLC ±-
1 PLC ±0.1
2 PLC ±0.01
3 PLC ±0.001
4 PLC ±0.0001
ANGLES ±-

MATERIAL - -
FINISH - -
PRODUCT SPEC -
APPLICATION SPEC -
WEIGHT -

NAME: SIDE FEED HDM APPLICATOR - -

SIZE	CAGE CODE	DRAWING NO	RESTRICTED TO
A1	00779	C-1852569	-

CUSTOMER DRAWING — SCALE 3:5 — SHEET 1 OF 1 — REV A

CUSTOMER VIEWABLE ASSEMBLY

AMP 4805 REV 31MAR2000

Pro/ENGINEER DRAWING

Mouser Electronics

Authorized Distributor

Click to View Pricing, Inventory, Delivery & Lifecycle Information:

TE Connectivity:

1852569-1