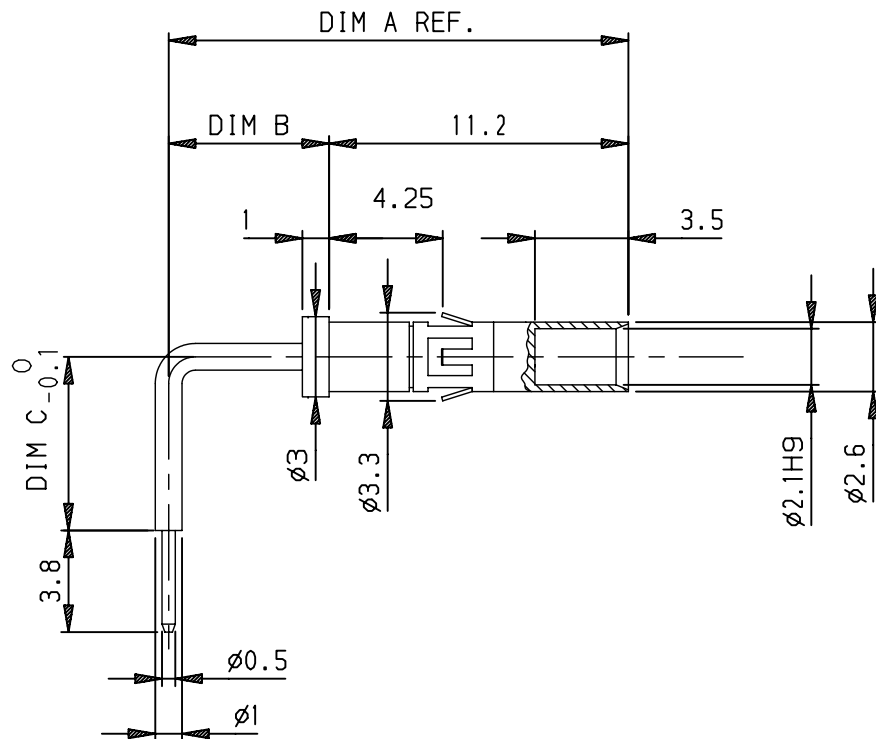
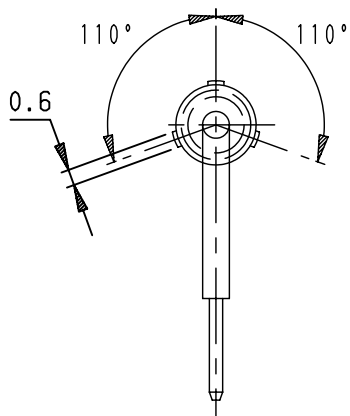





LEAD-FREE P/N	DIM A	DIM B	DIM C
85976-001LF	15.2	4	2.5
85976-002LF	17.2	6	6.5



NOTES:

1. THIS PRODUCT WITH "LF" SUFFIX MEETS EUROPEAN UNION DIRECTIVES AND OTHER COUNTRY REGULATIONS AS DESCRIBED IN GS-22-008.
2. THE HOUSING WILL WITHSTAND EXPOSURE TO 260DEGREE PEAK TEMPERATURE TO 30 SECONDS IN A WAVE SOLDER APPLICATION WITH A 1.6 mm MINIMUM THICK PCB
3. PACKAGING SPEC: SEE GS-14-920.

rev	ecn no	dr	date
C	LS06-0022	LGO	2006/03/06
D	LS07-0214	LGO	2007/08/20
E	LS08-0057	LGO	2008/02/18
-	-	-	-
-	-	-	-
-	-	-	-

www.fciconnect.com			surface ISO 1302		✓	tolerance std ISO 406 ISO 1101		projection 		mm 		
			TOLERANCES UNLESS OTHERWISE SPECIFIED									
Dr	GOISNARD	2006/03/06	ANGULAR	LINEAR	0.X		±0.1	size A3	Scale 5			
Eng	GOISNARD	2006/03/06			0.XX		±0.1					
Chr	LEGARE	2006/03/06			0.XXX		±0.1					
Appr	LEGARE	2006/03/06	0.XX' ±2'					ECN	LS08-0057			
			Product family					METRAL		Spec ref -		
			title MINI POWER					dwg no 85976		Rev. E		
RA RECEIPT CONTACT												
catalog no			-					CUSTOMER		sheet 1 of 1		

Mouser Electronics

Authorized Distributor

Click to View Pricing, Inventory, Delivery & Lifecycle Information:

[FCI / Amphenol:](#)

[85976-001LF](#) [85976-002LF](#)