

PCB terminal block - MKDS 10 HV/ 5-ZB-10,16 - 1709717

Please be informed that the data shown in this PDF Document is generated from our Online Catalog. Please find the complete data in the user's documentation. Our General Terms of Use for Downloads are valid (<http://phoenixcontact.com/download>)



PCB terminal block, Nominal current: 76 A, Nom. voltage: 1000 V, Pitch: 10.16 mm, Number of positions: 5, Connection method: Screw connection with tension sleeve, Mounting: Wave soldering, Conductor/PCB connection direction: 0 °, Color: green

The figure shows a 5-pos. version of the product in green

Product Features

- 10.16 mm pitch
- Compact high-capacity PCB terminal blocks with screw connection up to 16 mm², stranded, and a current carrying capacity of 76 A
- Unlimited 600 V UL approval thanks to zigzag pinning
- Terminal block bases that can be mounted side by side to create any number of positions



Key Commercial Data

Packing unit	1 pc
Minimum order quantity	50 pc
Weight per Piece (excluding packing)	40.89 g
Custom tariff number	85369010
Country of origin	China

Technical data

Dimensions

Length	18.7 mm
Pitch	10.16 mm
Dimension a	40.64 mm
Width	50.8 mm
Constructional height	30.8 mm
Height	35.8 mm
Length of the solder pin	5 mm
Pin dimensions	1 x 0,9 mm

PCB terminal block - MKDS 10 HV/ 5-ZB-10,16 - 1709717

Technical data

Dimensions

Hole diameter	1.5 mm
---------------	--------

General

Range of articles	MKDS 10 HV
Insulating material group	I
Rated surge voltage (III/3)	8 kV
Rated surge voltage (III/2)	8 kV
Rated surge voltage (II/2)	8 kV
Rated voltage (III/3)	800 V
Rated voltage (III/2)	1000 V
Rated voltage (II/2)	1000 V
Connection in acc. with standard	EN-VDE
Nominal current I_N	76 A
Nominal cross section	10 mm ²
Maximum load current	76 A (with 16 mm ² conductor cross section)
Insulating material	PA
Solder pin surface	Sn
Flammability rating according to UL 94	V0
Internal cylindrical gage	B6
Stripping length	10 mm
Number of positions	5
Screw thread	M4
Tightening torque, min	1.2 Nm
Tightening torque max	1.5 Nm

Connection data

Conductor cross section solid min.	0.5 mm ²
Conductor cross section solid max.	16 mm ²
Conductor cross section flexible min.	0.5 mm ²
Conductor cross section flexible max.	16 mm ²
Conductor cross section flexible, with ferrule without plastic sleeve min.	0.5 mm ²
Conductor cross section flexible, with ferrule without plastic sleeve max.	16 mm ²
Conductor cross section flexible, with ferrule with plastic sleeve min.	0.5 mm ²
Conductor cross section flexible, with ferrule with plastic sleeve max.	16 mm ²
Conductor cross section AWG min.	20
Conductor cross section AWG max.	6
2 conductors with same cross section, solid min.	0.5 mm ²
2 conductors with same cross section, solid max.	6 mm ²

PCB terminal block - MKDS 10 HV/ 5-ZB-10,16 - 1709717

Technical data

Connection data

2 conductors with same cross section, stranded min.	0.5 mm ²
2 conductors with same cross section, stranded max.	6 mm ²
2 conductors with same cross section, stranded, ferrules without plastic sleeve, min.	0.5 mm ²
2 conductors with same cross section, stranded, ferrules without plastic sleeve, max.	4 mm ²
2 conductors with same cross section, stranded, TWIN ferrules with plastic sleeve, min.	0.5 mm ²
2 conductors with same cross section, stranded, TWIN ferrules with plastic sleeve, max.	6 mm ²

Standards and Regulations

Connection in acc. with standard	EN-VDE
	CUL
Flammability rating according to UL 94	V0

Classifications

eCl@ss

eCl@ss 4.0	27141109
eCl@ss 4.1	27141109
eCl@ss 5.0	27141190
eCl@ss 5.1	27141190
eCl@ss 6.0	27261101
eCl@ss 7.0	27440401
eCl@ss 8.0	27440401
eCl@ss 9.0	27440401

ETIM

ETIM 3.0	EC001121
ETIM 4.0	EC002643
ETIM 5.0	EC002643

UNSPSC

UNSPSC 6.01	30211801
UNSPSC 7.0901	39121432
UNSPSC 11	39121432
UNSPSC 12.01	39121432
UNSPSC 13.2	39121432

PCB terminal block - MKDS 10 HV/ 5-ZB-10,16 - 1709717

Approvals

Approvals

Approvals

UL Recognized / SEV / cUL Recognized / IEC EE CB Scheme / CCA / EAC / cULus Recognized

Ex Approvals

Approvals submitted

Approval details

UL Recognized		
	B	C
mm ² /AWG/kcmil	20-6	20-6
Nominal current I _N	60 A	60 A
Nominal voltage U _N	600 V	600 V

SEV	
mm ² /AWG/kcmil	10
Nominal current I _N	76 A
Nominal voltage U _N	800 V

cUL Recognized		
	B	C
mm ² /AWG/kcmil	20-6	20-6
Nominal current I _N	60 A	60 A
Nominal voltage U _N	600 V	600 V


IECEE CB Scheme	
-----------------	--

PCB terminal block - MKDS 10 HV/ 5-ZB-10,16 - 1709717

Approvals

CCA

EAC

cULus Recognized 

Accessories

Accessories

Crimping tool

Crimping pliers - CRIMPFOX 6 - 1212034



Crimping pliers, for ferrules without insulating collar according to DIN 46228 Part 1 and ferrules with insulating collar according to DIN 46228 Part 4, 0.25 mm² ... 6.0 mm², lateral entry, trapezoidal crimp

Crimping pliers - CRIMPFOX 16 S - 1207983



Crimping pliers for ferrules up to 16 mm²

Screwdriver tools

Screwdriver - SZS 0,6X3,5 - 1205053



Actuation tool, for ST terminal blocks, insulated, also suitable for use as a bladed screwdriver, size: 0.6 x 3.5 x 100 mm, 2-component grip, with non-slip grip

Terminal marking

PCB terminal block - MKDS 10 HV/ 5-ZB-10,16 - 1709717

Accessories

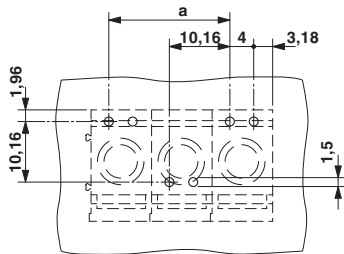
Marker strip - SK 5,0 WH:REEL - 0805221



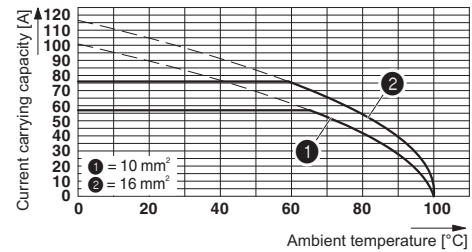
Marker strip, Roll, white, unlabeled, can be labeled with: THERMOMARK ROLL, THERMOMARK X, THERMOMARK S1.1, THERMOMARK ROLL X1, Mounting type: Adhesive, Lettering field: continuous x 5 mm

Drawings

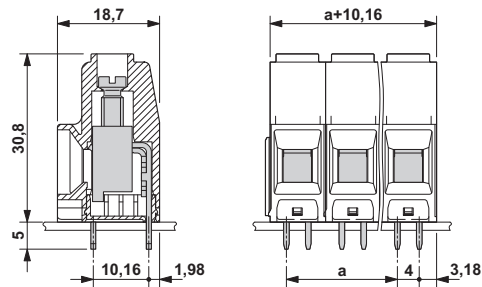
Drilling diagram



Diagram



Dimensional drawing



The illustration shows the dimensional drawing of the 3-pos. version of the product

Mouser Electronics

Authorized Distributor

Click to View Pricing, Inventory, Delivery & Lifecycle Information:

[Phoenix Contact:](#)

[1709717](#)