


Metal Glazed Film Resistors

High Voltage & High Ohmic Type

Normal & Miniature Style [HHV Series]



INTRODUCTION

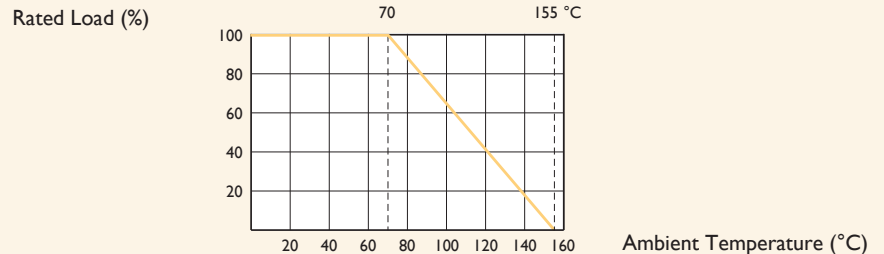
The HHV Series High Voltage & High Ohmic Resistors are made of metal glaze film, with tinned connecting leads of electrolytic copper welded to the end-caps. The resistors are coated with layers of pink color lacquer.

FEATURES

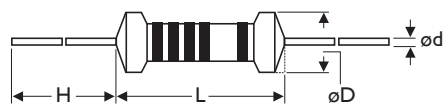
Power Rating	1/4W, 1/2W, 1W, 2W, 3W
Resistance Tolerance	±1%, ±5%
T.C.R.	±200ppm/°C
Flameproof Multi-layer Coating Meets	UL-94V-0
Flameproof Feature Meets Overload Test	UL-1412

DERATING CURVE

For resistors operated in ambient temperatures above 70°C, power rating must be derated in accordance with the curve below.



DIMENSIONS



5th color code: yellow

Unit: mm

STYLE		DIMENSION			
Normal	Miniature	L	øD	H	ød
HHV-25	HHV50S	6.3±0.5	2.4±0.2	28±2.0	0.55±0.05
HHV-50	HHV1SS	9.0±0.5	3.3±0.3	26±2.0	0.55±0.05
HHV1WS	HHV2SS	11.5±1.0	4.5±0.5	35±2.0	0.8±0.05
HHV2WS	HHV3SS	15.5±1.0	5.0±0.5	33±2.0	0.8±0.05

Note:

ELECTRICAL CHARACTERISTICS

STYLE	HHV-25	HHV50S	HHV-50	HHVISS	HHVIWS	HHV2SS	HHV2WS	HHV3SS
Power Rating at 70°C	1/4W	1/2W		1W		2W		3W
Maximum Working Voltage (DC)	1,600V		3,500V		5,000V		7,000V	
Maximum Overload Voltage (DC)	3,000V		7,000V		10,000V		14,000V	
Voltage Proof on Insulation	300V		500V		700V			
Resistance Range	100KΩ - 68MΩ for E24 & E96 series value							
Operating Temp. Range	-55°C to +155°C							
Temperature Coefficient	±200pm/°C							

Note: Special value is available on request

ENVIRONMENTAL CHARACTERISTICS

PERFORMANCE TEST	TEST METHOD		APPRAISE
Short Time Overload	IEC 60115-1 4.13	2.5 times RCWV for 5 sec. (Not more than maximum Overload Voltage)	±2.0%+0.05Ω
Voltage Proof on Insulation	IEC 60115-1 4.7	In V-Block for 60 sec., test voltage as above table	No Breakdown
Temperature Coefficient	IEC 60115-1 4.8	Between -55°C to +155°C	By type
Insulation Resistance	IEC 60115-1 4.6	in V-block for 60 Sec.	>10,000MΩ
Solderability	IEC 60115-1 4.17	245±5°C for 3±0.5 Sec.	95% Min. coverage
Solvent Resistance of Marking	IEC 60115-1 4.30	IPA for 5±0.5 Min. with ultrasonic	No deterioration of coatings and markings
Robustness of Terminations	IEC 60115-1 4.16	Direct load for 10 Sec. in the direction of the terminal leads	≥2.5kg (24.5N)
Periodic-pulse Overload	IEC 60115-1 4.39	4 times RCWV 10,000 cycles (1 Sec. on, 25 Sec. off)	±1.0%+0.05Ω
Damp Heat Steady State	IEC 60115-1 4.24	40±2°C, 90-95% RH for 56 days, loaded with 0.1 times RCWV	±5.0%+0.05Ω
Endurance at 70°C	IEC 60115-1 4.25	70±2°C at RCWV (or Umax., Whichever less) for 1,000 Hr. (1.5Hr.on, 0.5Hr. Off)	±5.0%+0.05Ω
Temperature Cycling	IEC 60115-1 4.19	-55°C ⇌ Room Temp. ⇌ +155°C ⇌ Room Temp. (5 cycles)	±1.0%+0.05Ω
Resistance to Soldering Heat	IEC 60115-1 4.18	260±3°C for 10±1 Sec., immersed to a point 3±0.5mm from the body	±1.0%+0.05Ω
Accidental Overload Test	IEC 60115-1 4.26	4 times RCWV for 1 Min.	No evidence of flaming or arcing

Note: RCWV(Rated Continuous Working Voltage) = $\sqrt{\text{Power Rating} \times \text{Resistance Value}}$ or Max. working voltage listed above, whichever less.

Mouser Electronics

Authorized Distributor

Click to View Pricing, Inventory, Delivery & Lifecycle Information:

Yageo:

[HHV100FT-73-100K](#) [HHV-25JR-52-1M](#) [HHV-50FR-52-22M](#) [HHV1WSJT-73-2M](#) [HHV1WSJT-73-100K](#) [HHV-25JR-52-10M](#) [HHV-25FR-52-3M9](#) [HHV-50JT-52-47M](#) [HHV-25JT-52-15M](#) [HHV-25FR-52-1M8](#) [HHV-25JT-52-680K](#) [HHV-50FR-52-10M](#) [HHV-25FR-52-330K](#) [HHV-25JR-52-12M](#) [HHV-50FR-52-33M](#) [HHV-50JT-52-33M](#) [HHV-25JT-52-1M](#) [HHV-25JT-52-20K](#) [HHV-25FR-52-2M7](#) [HHV-25FR-52-220K](#) [HHV-25FR-52-1M2](#) [HHV-50JT-52-100K](#) [HHV-50FR-52-470K](#) [HHV-25FR-52-2M2](#) [HHV-25JR-52-22K](#) [HHV-25JT-52-22M](#) [HHV-25JR-52-2M7](#) [HHV-50FT-52-1M](#) [HHV-50JT-52-10M](#) [HHV-25JR-52-1M8](#) [HHV-25JR-52-100K](#) [HHV-50JR-52-4M7](#) [HHV-50FT-52-100K](#) [HHV-25JT-52-4M7](#) [HHV-50JT-52-1M](#) [HHV-50JT-52-22M](#) [HHV-25FT-52-1M2](#) [HHV-50FT-52-3M3](#) [HHV-50JT-52-4M7](#) [HHV-50FR-52-3M9](#) [HHV-50JT-52-470K](#) [HHV-50JR-52-1M](#) [HHV-50JR-52-200K](#) [HHV-50FR-52-1M](#) [HHV-50JT-52-5M6](#) [HHV-25FR-52-10M](#) [HHV1WSJR-73-8M2](#) [HHV-50FR-52-2M2](#) [HHV-50FR-52-24M](#) [HHV-50FR-52-560K](#) [HHV-25FR-52-200K](#) [HHV-50FR-52-180K](#) [HHV-50FR-52-100K](#) [HHV-50FR-52-750K](#) [HHV-25JR-52-1M5](#) [HHV-50FR-52-162K](#) [HHV-25JR-52-1M2](#) [HHV-50FR-52-330K](#) [HHV-25JR-52-8M2](#) [HHV-25JR-52-500K](#) [HHV-25JR-52-20K](#) [HHV-25FR-52-30M](#) [HHV100JT-73-2M](#) [HHV100FT-73-2M](#) [HHV-25JT-52-470K](#) [HHV-25FT-52-2M2](#) [HHV-25FT-52-4M7](#) [HHV-25JT-52-10M](#) [HHV-50JT-52-220K](#) [HHV-25JT-52-2M2](#) [HHV1SSFT-52-715K](#) [HHV-50FT-52-3M9](#) [HHV-25JT-52-100K](#) [HHV-25FT-52-511K](#) [HHV-50JT-52-200K](#) [HHV-25FT-52-200K](#) [HHV-25JT-52-270K](#) [HHV-50JT-52-3M](#) [HHV1WSJT-52-100K](#) [HHV-25FT-52-220K](#) [HHV1SSFT-52-390K](#) [HHV-25JT-52-330K](#) [HHV-25FT-52-390K](#) [HHV-50FT-52-300K](#) [HHV1WSJT-52-390K](#) [HHV2SSJT-52-1M](#) [HHV1WSJT-52-270K](#) [HHV-25FT-52-6M8](#) [HHV-50JT-52-330K](#) [HHV-50FT-52-510K](#) [HHV-50FT-52-330K](#) [HHV-25JT-52-3M6](#) [HHV-50JT-52-910K](#) [HHV-25FT-52-487K](#) [HHV-50JT-52-10K](#) [HHV-50JT-52-150K](#) [HHV-25JT-52-3M9](#) [HHV1WSJT-73-68K](#) [HHV1WSJT-52-1M](#) [HHV-25FT-52-1M](#)