

REVISION(S)

LTR	DESCRIPTION	INIT	APP'D
A	ECR-06-005424	E.T 3/6/06	CW 3/7/06

NOTE:

1. MATERIAL:

HEAT SINK: ALUM. (BLACK ANODIZE)
CLIP: BLACK PEI (UL94-VO)

2. BEFORE THE HEATSINK APPLICATION, THE USER SHOULD IDENTIFY THE SPECIFICATION OF MAXIMUM LOAD ON THE BGA PACKAGE.

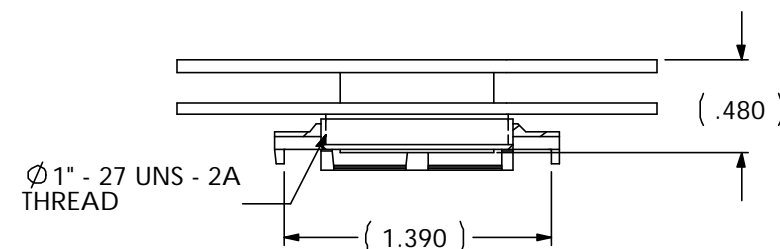
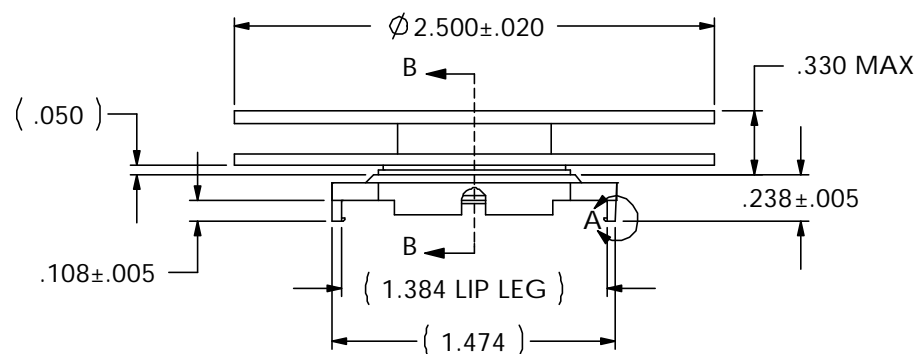
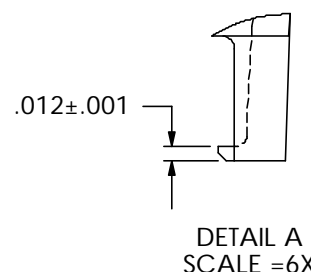
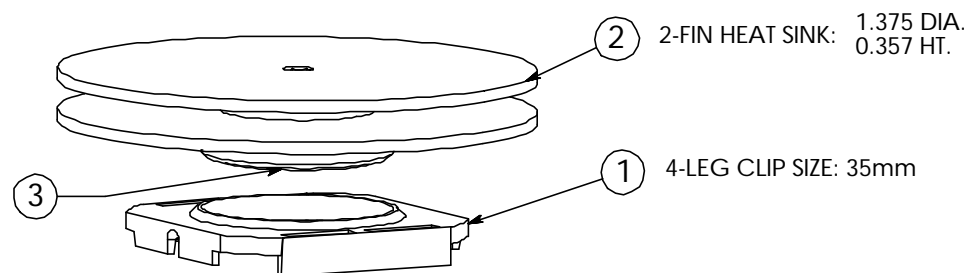
HEATSINK TORQUE SPECIFICATIONS CONVERTED TO FORCE.

BARE DIE PACKAGE:
2.0 INCH - LB TORQUE = 8.1 LBS FORCE
2.5 INCH - LB TORQUE =10.1 LBS FORCE

FULL SIZE LID PACKAGE:
2.0 INCH - LB TORQUE = 6.9 LBS FORCE
2.5 INCH - LB TORQUE = 8.7 LBS FORCE

3. REMOVE CLIP WITH REMOVAL TOOL P/N: 1542616-1.

4. RoHS COMPLIANT AND CERTIFIED.



SECTION B-B

Power	° C/W @ Ambient	° C/W @ 200 LFM	° C/W @ 400 LFM	° C/W @ 600 LFM
5 Watts	7.46	2.80	2.05	1.45
10 Watts	6.96	3.02	2.20	1.63
15 Watts	6.53	3.01	2.18	1.68

CUSTOMER DRAWING

SPECIFICATIONS ARE SUBJECT TO CHANGE WITHOUT NOTICE

ITEM	DESCRIPTION	QTY
1	MOUNTING CLIP	1
2	HEAT SINK	1
3	INTERFACE	1

DO NOT SCALE

tyco / Electronics

Attleboro Falls Massachusetts 02763

UNLESS OTHERWISE SPECIFIED TOLERANCES ARE:

.XX ± .
.XXX ± .
.XXXX ± .
ANGLES ± °

DRAWN BY:
E.TAO

DATE
3/6/06

MATERIAL:
SEE NOTE

ENGINEER:
C.WANG

DATE
3/7/06

FINISH:
SEE NOTE

FILENAME

PROJECT

SYSTEM

CONFIDENTIAL PROPERTY OF TYCO ELECTRONICS. NOT TO BE DISCLOSED TO OTHERS. REPRODUCED OR USED FOR ANY PURPOSES EXCEPT AS AUTHORIZED IN WRITING BY AN AUTHORIZED OFFICIAL OF TYCO. MUST BE RETURNED TO TYCO ON DEMAND, ON COMPLETION OF ORDERS OR OTHER PURPOSES FOR WHICH LENT.

TITLE:

35mm HEATSINK ASSEMBLY (HTS688-P)

DIMENSIONS ARE IN:
INCHES

SCALE:
1:1

PART NO:

9-1542003-8

SHEET:
1 OF 1

THIRD ANGLE PROJECTION

SIZE:
A

DWG. NO.

C-9-1542003-8

REV:
A

Mouser Electronics

Authorized Distributor

Click to View Pricing, Inventory, Delivery & Lifecycle Information:

[TE Connectivity:](#)

[9-1542003-8](#)