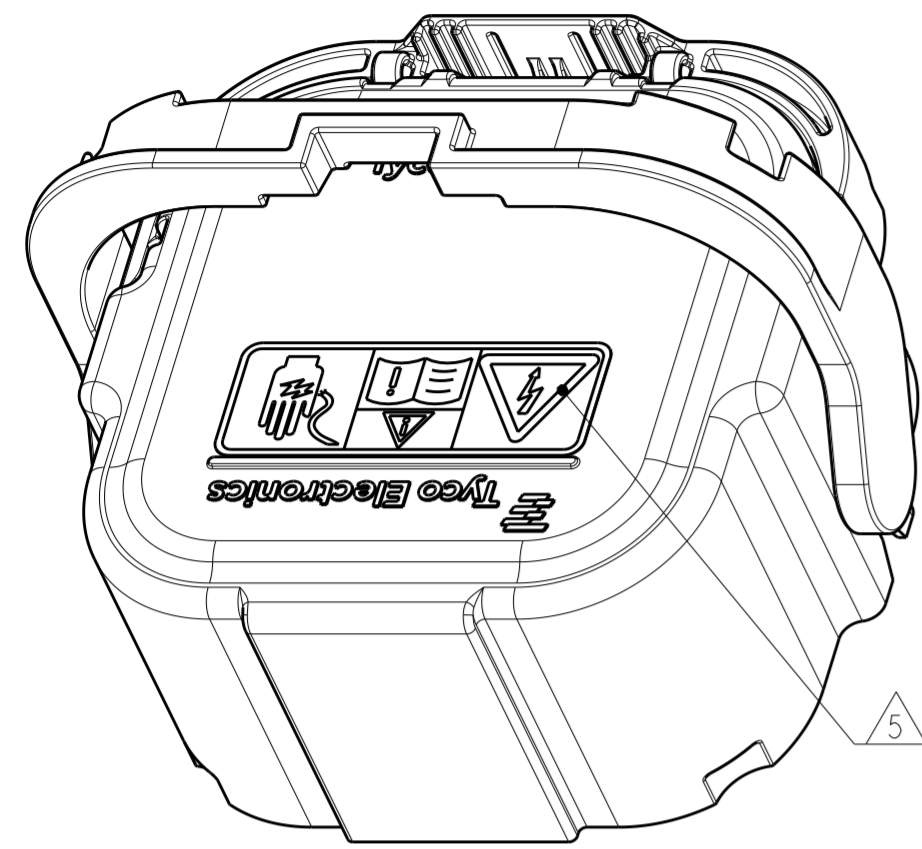
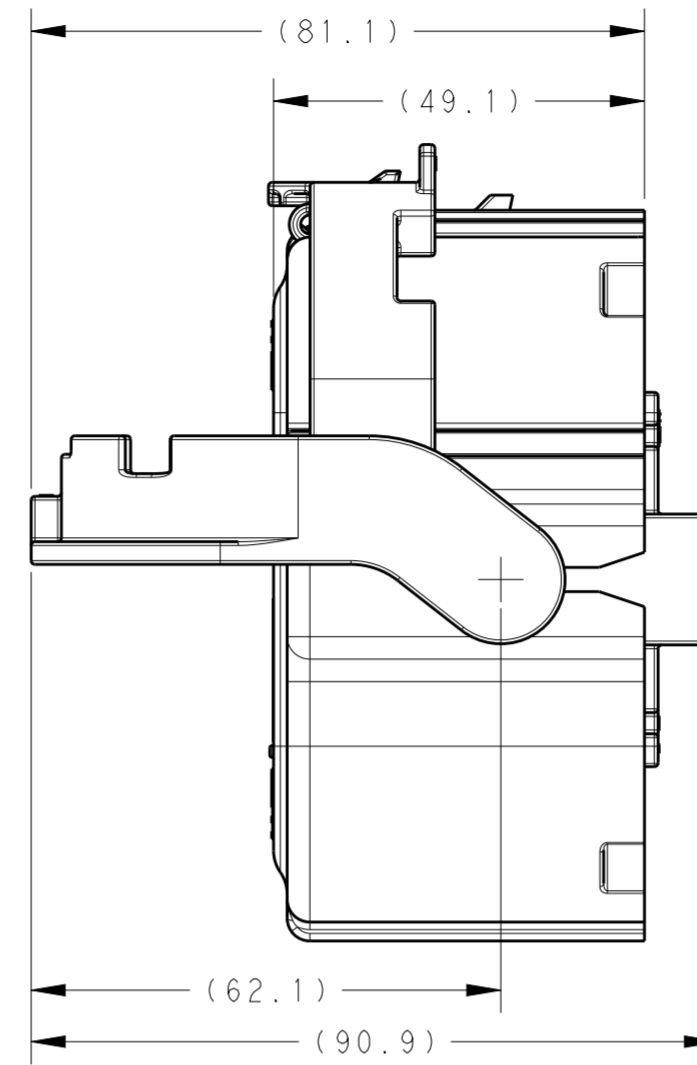
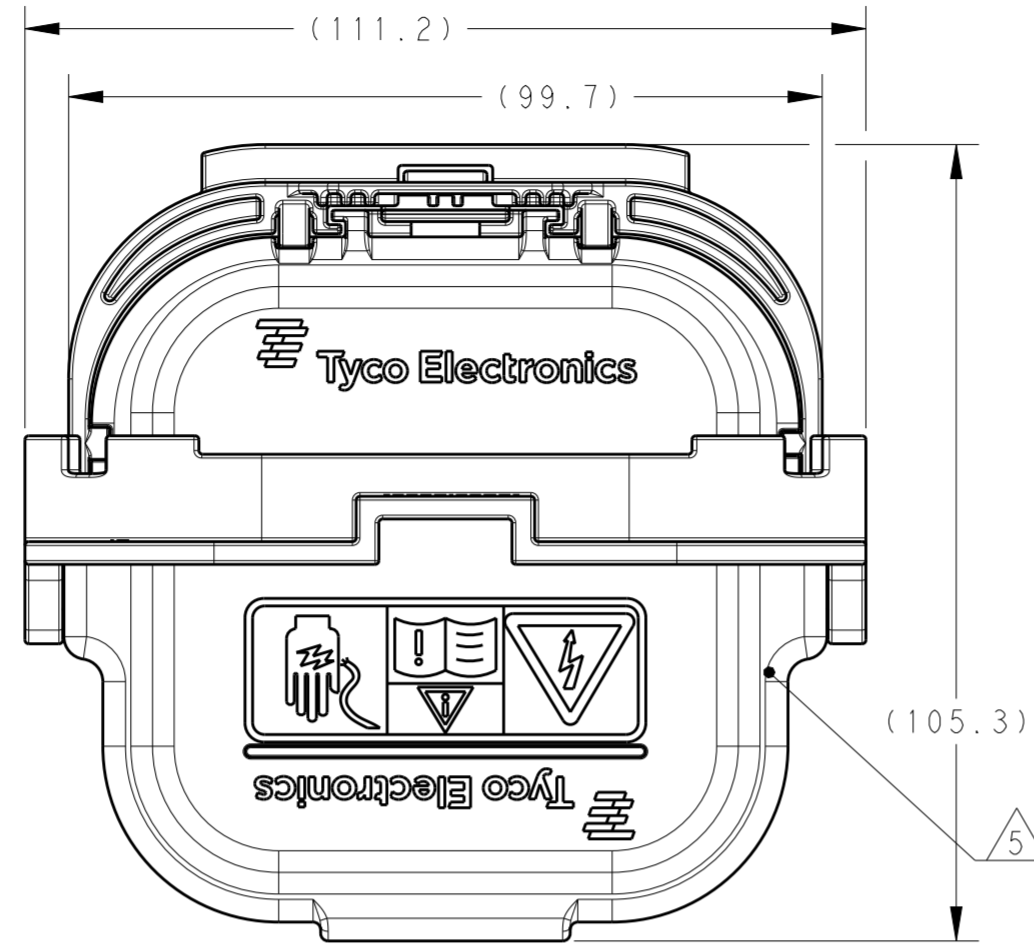


REVISIONS				
P	LTR	DESCRIPTION	DATE	APVD
D		REVISED PER ECO-13-011781	22JUL2013	DD JS
E		REVISED PER ECO-13-017499	21FEB2014	DD JS

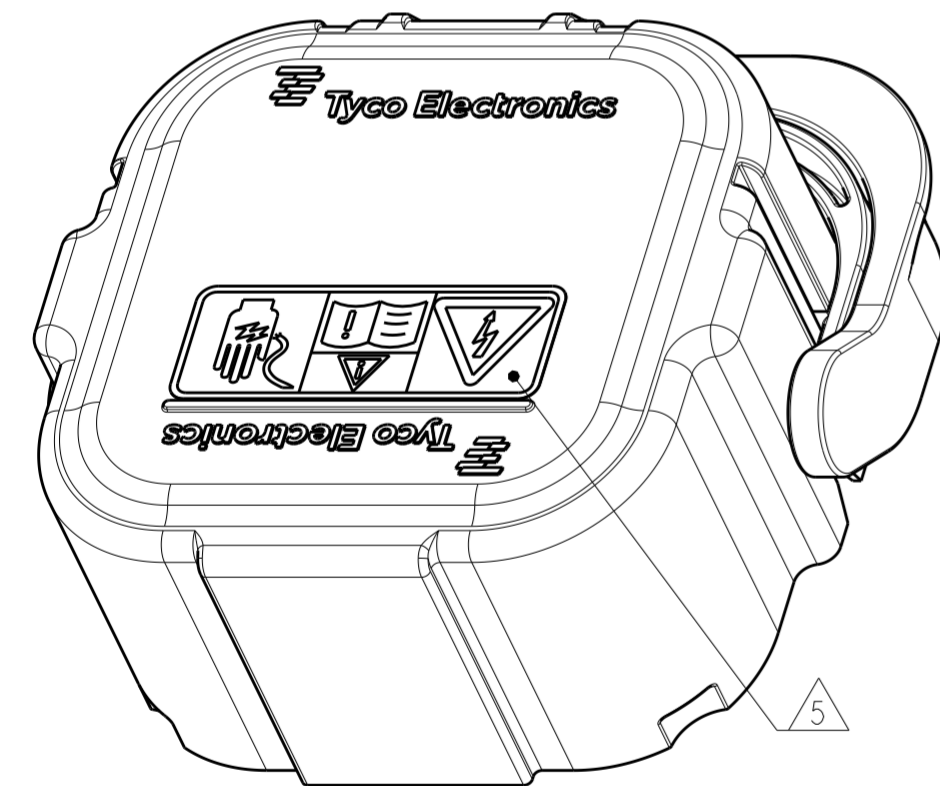
LEVER IN PRE-STAGE POSITION



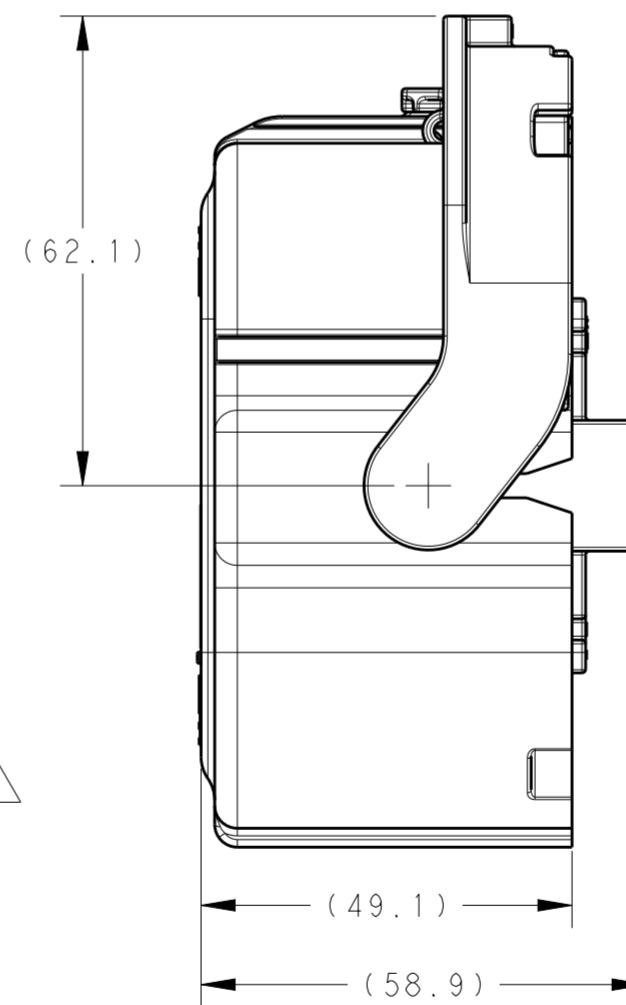
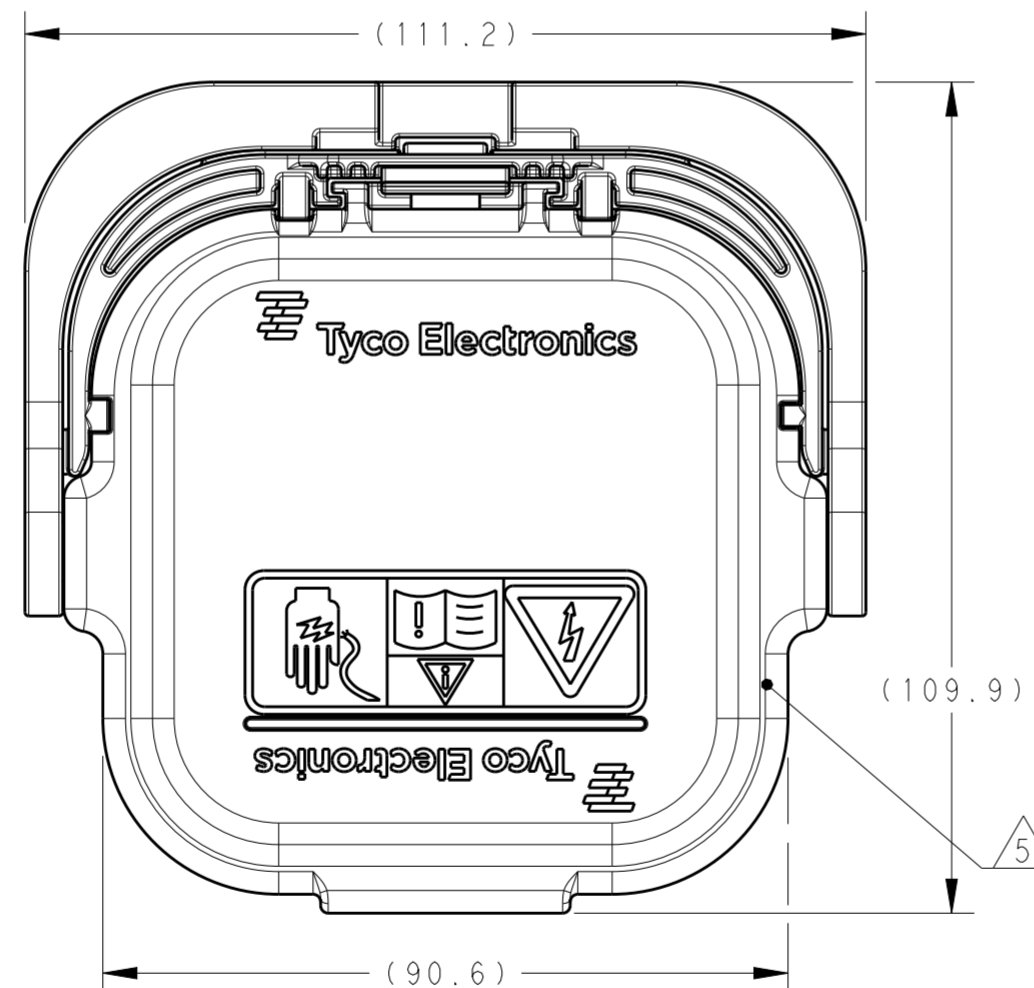
ISOMETRIC VIEW
SCALE 1:1



LEVER IN LOCKED POSITION



ISOMETRIC VIEW
SCALE 1:1



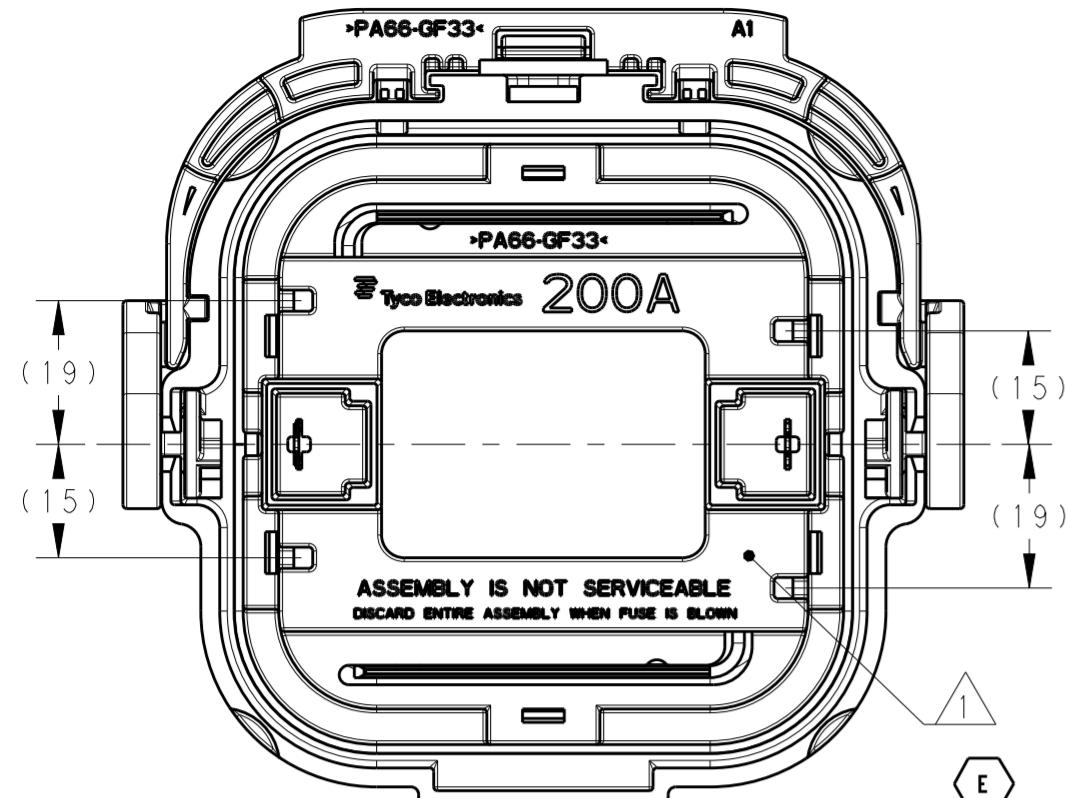
E	NATURAL/OFF-WHITE	525.60	250A (EV)	2-2103172-9
E	NATURAL/OFF-WHITE	525.60	200A (EV)	2-2103172-8
	NATURAL/OFF-WHITE	261.25	SHUNT	2-2103172-7
E	NATURAL/OFF-WHITE	525.60	350A (EV)	2-2103172-2
	NATURAL/OFF-WHITE	525.60	250A	1-2103172-9
	NATURAL/OFF-WHITE	525.60	200A	1-2103172-8
	BLACK	261.25	SHUNT	1-2103172-7
	NATURAL/OFF-WHITE	525.60	350A	1-2103172-2
	BLACK	525.60	350A	1-2103172-1
	BLACK	525.60	250A	2103172-9
	BLACK	525.60	200A	2103172-8
INNER LEVER COLOR		PART WEIGHT(g)	FUSE RATING	PART NUMBER

- 1 INNER HOUSING MAY BE ASSEMBLED ROTATED 180° FROM AS SHOWN
- 2 ASSEMBLY / WORK INSTRUCTIONS: 408-10432
- 3 NOTE DELETED
- 4 SEE SHEET 2 FOR FUSE RATING MARKINGS AND KEYING CONFIGURATIONS
- 5 IMAGE FOR REFERENCE ONLY, SHOWS ORIENTATION

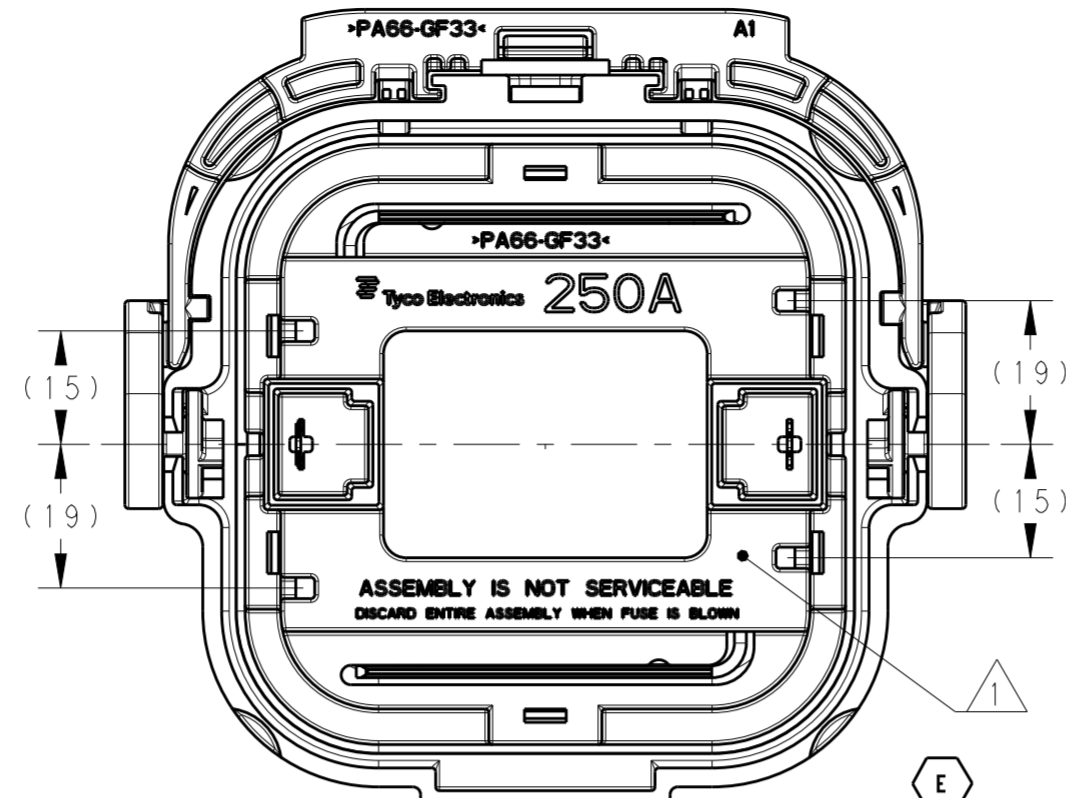
THIS DRAWING IS A CONTROLLED DOCUMENT. DIMENSIONING AND TOLERANCING PER ASME Y14.5M-2009		DWN A BOYER 04JAN2011	TE Connectivity	
DIMENSIONS: mm		CHK A BOYER 04JAN2011		
TOLERANCES UNLESS OTHERWISE SPECIFIED:		APVD J BOLEWITZ 04JAN2011	NAME PLUG ASSEMBLY MANUAL SERVICE DISCONNECT	
0 PLC ±		PRODUCT SPEC 108-127000	SIZE CAGE CODE DRAWING NO RESTRICTED TO	
1 PLC ±		APPLICATION SPEC	A200779 C-2103172	
2 PLC ±		WEIGHT SEE TABLE	SCALE 1:1 SHEET 1 OF 2 REV E	
3 PLC ±		Customer Drawing		
4 PLC ±				
ANGLES ±				
FINISH				

REVISIONS

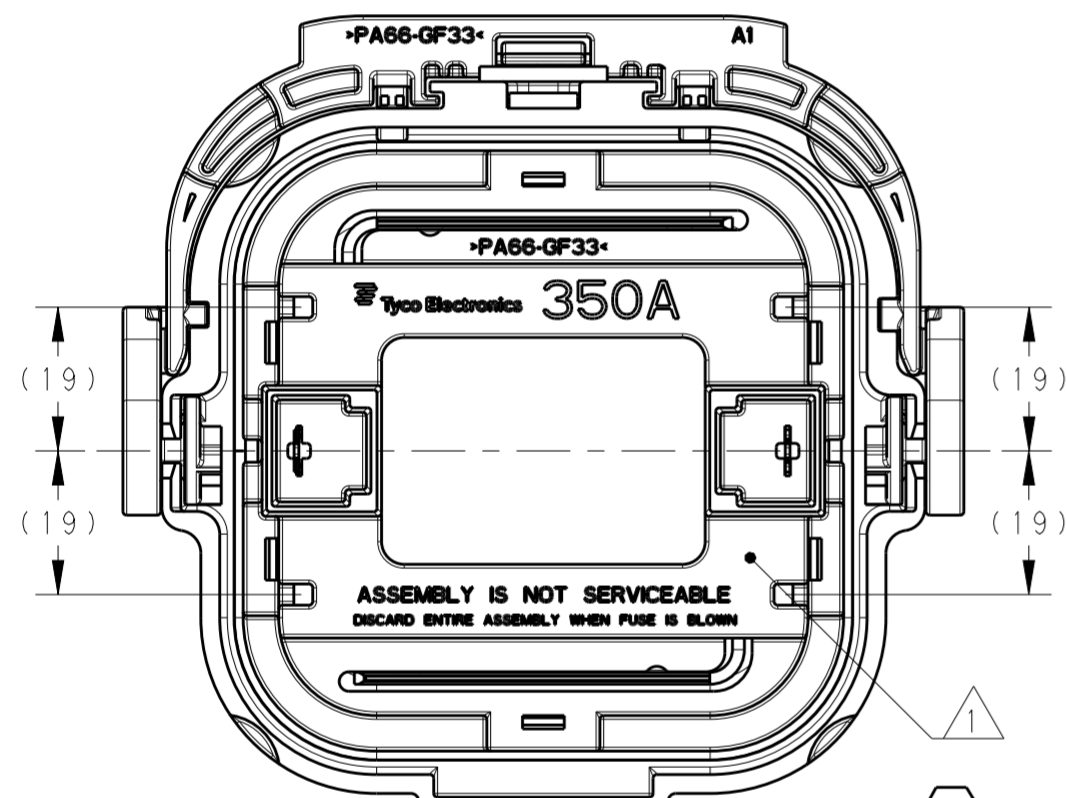
P	LTR	DESCRIPTION	DATE	DWN	APVD
-	-	SEE SHEET 1	-	-	-



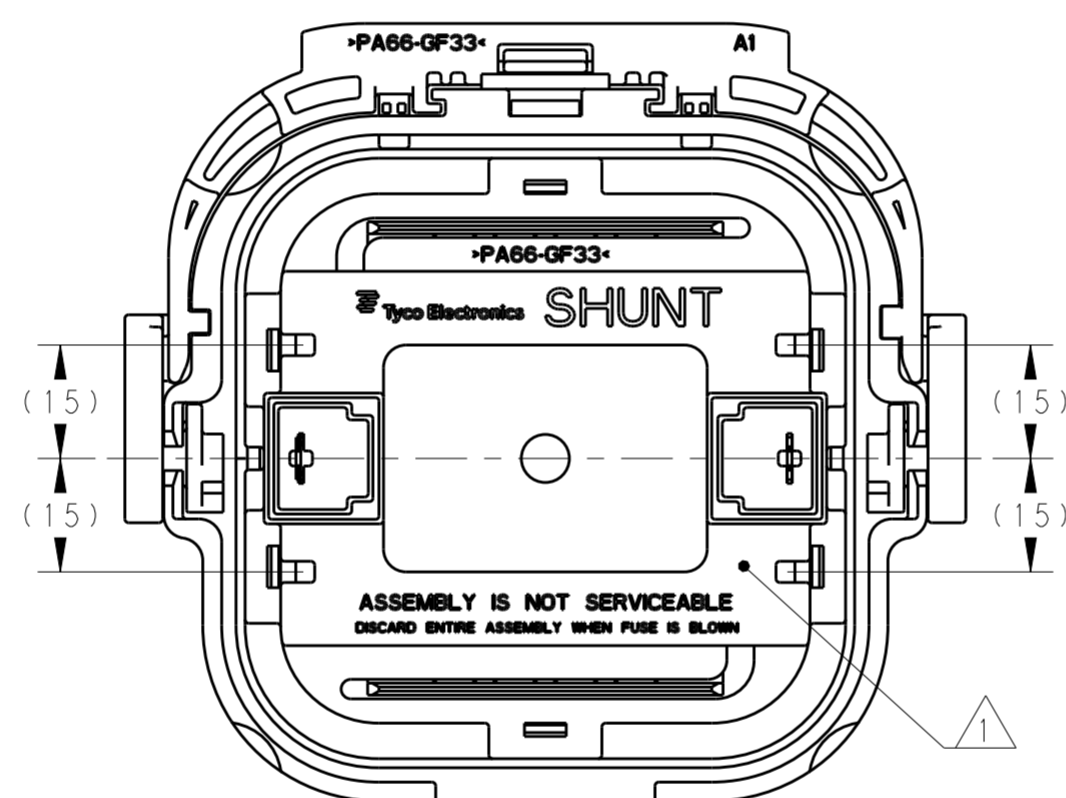
2103172-8, 1-2103172-8 & 2-2103172-8
 FUSE RATING: 200A



2103172-9, 1-2103172-9 & 2-2103172-9
 FUSE RATING: 250A



1-2103172-1, 1-2103172-2 & 2-2103172-2
 FUSE RATING: 350A



1-2103172-7 & 2-2103172-7
 SHUNT

THIS DRAWING IS A CONTROLLED DOCUMENT.
 DIMENSIONING AND TOLERANCING
 PER ASME Y14.5M-2009

DIMENSIONS:	TOLERANCES UNLESS OTHERWISE SPECIFIED:
mm	0 PLC ±
	1 PLC ±
	2 PLC ±
	3 PLC ±
	4 PLC ±
	ANGLES ±
	FINISH ±

DWN	A BOYER	04JAN2011
CHK	A BOYER	04JAN2011
APVD	J BOLEWITZ	04JAN2011
PRODUCT SPEC	108-127000	
APPLICATION SPEC	2	
WEIGHT	SEE TABLE	
Customer Drawing		

		TE Connectivity	
		PLUG ASSEMBLY MANUAL SERVICE DISCONNECT	
SIZE	CAGE CODE	DRAWING NO	RESTRICTED TO
A2	00779	C-2103172	-
SCALE	1:1	SHEET	2 OF 2
REV			E

Mouser Electronics

Authorized Distributor

Click to View Pricing, Inventory, Delivery & Lifecycle Information:

[TE Connectivity:](#)

[1-2103172-1](#)