

FEATURES

HFI chip inductors are a line of high frequency ceramic chip inductors. We have developed highly reliable and versatile chip inductors that will meet your high frequency design requirements.

• High Frequency Range

HFI chip inductors have a ceramic material construction that extends the effective frequency range to 10GHz.

• Multiple Size Availability

HFI chip inductors are available in three compact sizes: 060303, 100505, 160808 and 201209.

• High Q characteristics

H-series HFI chip inductors exhibit higher Q at high frequency.

APPLICATIONS

HFI chip inductors can be used in a variety of electronics including:

- Cellular Phones
- Pager
- High-Speed Communication Devices
- WALN and RF module

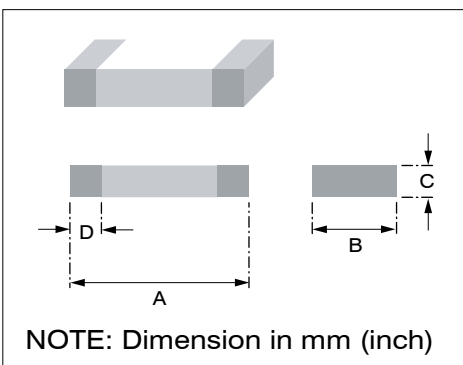
PRODUCT IDENTIFICATION

1 2 3 4 5 6
 HFI - 160808 - 1N2 S □ □ -P

Product Code
 Dimensions (in mm)
 Inductance Code
 Tolerance Code
 Pattern Code
 RoHS Code

Code	Tolerance
G	± 2%
J	± 5%
K	± 10%
C	± 0.2nH
S	± 0.3nH

PRODUCT DIMENSIONS



PRODUCT NO.	A	B	C	D
HFI-201209 (0805)	2.0 ± 0.20 (0.079 ± 0.008)	1.2 ± 0.20 (0.047 ± 0.008)	0.9 ± 0.20 (0.035 ± 0.008)	0.5 ± 0.30 (0.020 ± 0.012)
HFI-160808 (0603)	1.6 ± 0.15 (0.063 ± 0.006)	0.8 ± 0.15 (0.031 ± 0.006)	0.8 ± 0.15 (0.031 ± 0.006)	0.3 ± 0.20 (0.012 ± 0.008)
HFI-100505 (0402)	1.0 ± 0.10 (0.039 ± 0.004)	0.5 ± 0.10 (0.020 ± 0.004)	0.5 ± 0.10 (0.020 ± 0.004)	0.25 ± 0.10 (0.010 ± 0.004)
HFI-060303 (0201)	0.6 ± 0.03 (0.024 ± 0.001)	0.33max. (0.012max.)	0.33max. (0.012max.)	0.15 ± 0.05 (0.006 ± 0.002)

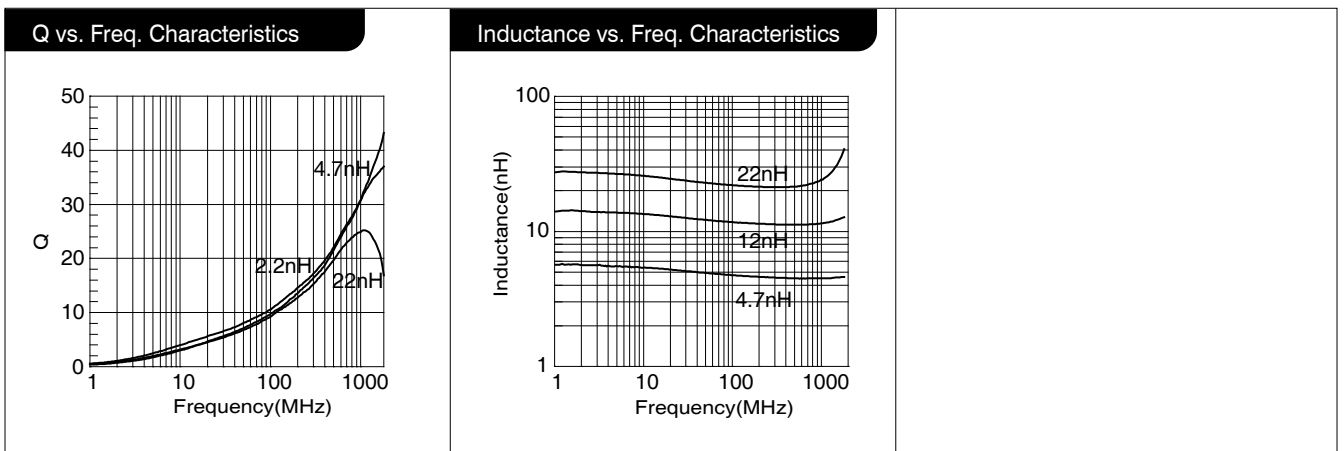
■ PRODUCT SPECIFICATIONS

PART NUMBER	Inductance (nH) at 100 MHz	Tolerance	Q Min.	Q Typical			S.R.F.(MHz) Min.	R _{DC} (Ω) Max.	Rated Current (mA) Max.
			100 MHz	100 MHz	500 MHz	800 MHz			
HFI-060303-0N3□	0.3	C	4	5	13	18	10000	0.07	250
HFI-060303-0N4□	0.4	C	4	5	13	18	10000	0.07	250
HFI-060303-0N5□	0.5	C	4	5	13	18	10000	0.08	250
HFI-060303-0N6□	0.6	C	4	5	13	18	10000	0.08	250
HFI-060303-0N7□	0.7	C	4	5	13	18	10000	0.09	250
HFI-060303-0N8□	0.8	C	4	5	13	18	10000	0.10	250
HFI-060303-0N9□	0.9	C	4	5	13	18	10000	0.10	250
HFI-060303-1N0□	1.0	C,S	4	5	15	19	10000	0.14	250
HFI-060303-1N1□	1.1	C,S	4	6	15	20	10000	0.14	250
HFI-060303-1N2□	1.2	C,S	4	6	15	20	10000	0.14	250
HFI-060303-1N3□	1.3	C,S	4	6	15	20	10000	0.14	250
HFI-060303-1N5□	1.5	C,S	4	6	15	20	10000	0.18	230
HFI-060303-1N6□	1.6	C,S	4	6	15	20	10000	0.18	230
HFI-060303-1N8□	1.8	C,S	4	6	15	20	10000	0.19	200
HFI-060303-2N0□	2.0	C,S	4	6	15	20	8800	0.20	200
HFI-060303-2N2□	2.2	C,S	4	6	15	20	8800	0.22	200
HFI-060303-2N4□	2.4	C,S	4	6	15	20	8300	0.24	200
HFI-060303-2N7□	2.7	C,S	5	6	16	20	7700	0.25	200
HFI-060303-3N0□	3.0	C,S	5	6	16	20	7200	0.28	180
HFI-060303-3N3□	3.3	C,S,K	5	6	16	20	6700	0.30	180
HFI-060303-3N6□	3.6	C,S,K	5	6	16	20	6400	0.30	170
HFI-060303-3N9□	3.9	C,S,K	5	7	16	20	6000	0.30	170
HFI-060303-4N3□	4.3	C,S,K	5	7	16	20	5700	0.40	150
HFI-060303-4N7□	4.7	C,S,K	5	7	16	20	5300	0.40	150
HFI-060303-5N1□	5.1	C,S,K	5	7	16	20	5000	0.40	150
HFI-060303-5N6□	5.6	C,S,K	5	7	16	20	4200	0.40	150
HFI-060303-6N2□	6.2	G,J,K	5	7	16	20	3800	0.44	150
HFI-060303-6N8□	6.8	G,J,K	5	7	16	20	3500	0.50	150
HFI-060303-7N5□	7.5	G,J,K	5	7	15	20	3300	0.53	150
HFI-060303-8N2□	8.2	G,J,K	5	7	15	20	3200	0.55	150
HFI-060303-9N1□	9.1	G,J,K	5	6	15	20	3000	0.62	150
HFI-060303-10N□	10	G,J,K	5	7	15	19	2800	0.65	150
HFI-060303-12N□	12	G,J,K	5	7	14	18	2400	0.70	100
HFI-060303-15N□	15	G,J,K	5	7	14	18	2200	0.80	100
HFI-060303-18N□	18	G,J,K	5	7	14	18	2100	0.90	100

■ **PRODUCT SPECIFICATIONS**

PART NUMBER	Inductance (nH) at 100 MHz	Tolerance	Q Min.				Q Typical				S.R.F.(MHz) Min.	R _{DC} (Ω) Max.	Rated Current (mA) Max.
			100 MHz	100 MHz	500 MHz	800 MHz	100 MHz	100 MHz	500 MHz	800 MHz			
HFI-060303-22N□	2.2	G,J,K	5	7	14	18	1800	1.20	100				
HFI-060303-27N□	27	G,J,K	4	6	14	16	1800	1.80	50				
HFI-060303-33N□	33	G,J,K	4	6	12	14	1700	2.10	50				
HFI-060303-39N□	39	G,J,K	4	6	12	14	1500	2.40	50				
HFI-060303-47N□	47	G,J,K	4	6	11	13	1300	2.80	50				

■ **TYPICAL ELECTRICAL CHARACTERISTIC CURVES**



HFI SERIES-100505

CUTTING-EDGE TECHNOLOGIES OF EMI/EMC SOLUTIONS

High Frequency Ceramic Chip Inductors

Multilayer Chip Inductors

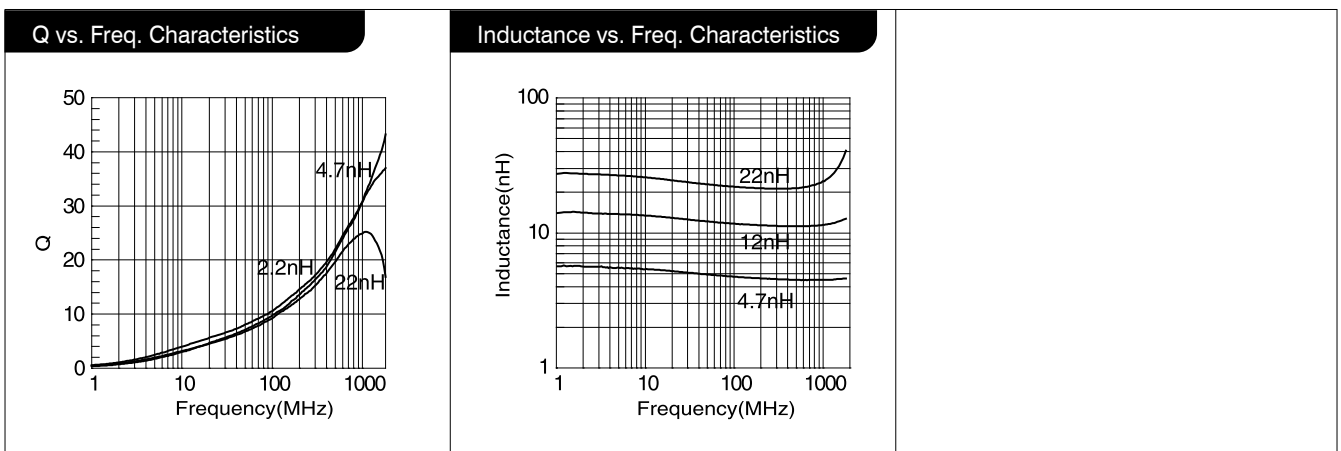
■ PRODUCT SPECIFICATIONS

PART NUMBER	INDUCTANCE (nH) AT 100 MHz	Q Min.	Q Typical	S.R.F.(MHz) Min.	R _{DC} (Ω) Max.	I _{DC} (mA) Max.	
		100MHz	800 MHz				
HFI-100505-1N0□	1.0	8	43	10000	0.12	300	
HFI-100505-1N1□	1.1						
HFI-100505-1N2□	1.2						
HFI-100505-1N3□	1.3			41	6000		0.13
HFI-100505-1N5□	1.5						
HFI-100505-1N6□	1.6						
HFI-100505-1N8□	1.8			36	6000		0.14
HFI-100505-2N0□	2.0						
HFI-100505-2N2□	2.2						
HFI-100505-2N4□	2.4			38	6000		0.16
HFI-100505-2N7□	2.7						
HFI-100505-3N0□	3.0						
HFI-100505-3N3□	3.3			37	5000		0.17
HFI-100505-3N6□	3.6						
HFI-100505-3N9□	3.9						
HFI-100505-4N3□	4.3			32	5000		0.19
HFI-100505-4N7□	4.7						
HFI-100505-5N1□	5.1						
HFI-100505-5N6□	5.6			35	4000		0.22
HFI-100505-6N2□	6.2						
HFI-100505-6N8□	6.8						
HFI-100505-7N5□	7.5			34	4000		0.24
HFI-100505-8N2□	8.2						
HFI-100505-8N2□	8.2						
HFI-100505-9N1□	9.1			37	3900		0.27
HFI-100505-10N□	10.0						
HFI-100505-12N□	12.0						
HFI-100505-15N□	15.0			31	3700		0.32
HFI-100505-18N□	18.0						
HFI-100505-22N□	22.0						
HFI-100505-27N□	27.0			30	3500		0.35
HFI-100505-33N□	33.0						
HFI-100505-39N□	39.0						
HFI-100505-47N□	47.0	28	3400	0.37			
HFI-100505-47N□	47.0						
HFI-100505-47N□	47.0						
HFI-100505-47N□	47.0	26	3200	0.40			
HFI-100505-47N□	47.0						
HFI-100505-47N□	47.0						
HFI-100505-47N□	47.0	24	2600	0.42			
HFI-100505-47N□	47.0						
HFI-100505-47N□	47.0						
HFI-100505-47N□	47.0	23	2300	0.50			
HFI-100505-47N□	47.0						
HFI-100505-47N□	47.0						
HFI-100505-47N□	47.0	28	2000	0.55			
HFI-100505-47N□	47.0						
HFI-100505-47N□	47.0						
HFI-100505-47N□	47.0	26	1600	0.65			
HFI-100505-47N□	47.0						
HFI-100505-47N□	47.0						
HFI-100505-47N□	47.0	24	1400	0.80			
HFI-100505-47N□	47.0						
HFI-100505-47N□	47.0						
HFI-100505-47N□	47.0	23	1200	0.90			
HFI-100505-47N□	47.0						
HFI-100505-47N□	47.0						
HFI-100505-47N□	47.0	26	1100	1.00			
HFI-100505-47N□	47.0						
HFI-100505-47N□	47.0						
HFI-100505-47N□	47.0	24	900	1.20			
HFI-100505-47N□	47.0						
HFI-100505-47N□	47.0						
HFI-100505-47N□	47.0	23	900	1.30			
HFI-100505-47N□	47.0						
HFI-100505-47N□	47.0						

■ **PRODUCT SPECIFICATIONS**

PART NUMBER	Inductance (nH) at 100 MHz	Q Min.	Q Typical	S.R.F.(MHz) Min.	R _{DC} (Ω) Max.	Rated Current (mA) Max.
		100 MHz	800 MHz			
HFI-100505-56N□	56.0	8	21	750	1.40	200
HFI-100505-68N□	68.0		19			180
HFI-100505-82N□	82.0		16	150		
HFI-100505-R10□	100.0		-	600	1.60	100
HFI-100505-R12□	120.0		-			

■ **TYPICAL ELECTRICAL CHARACTERISTIC CURVES**



HFI SERIES-160808

CUTTING-EDGE TECHNOLOGIES OF EMI/EMC SOLUTIONS

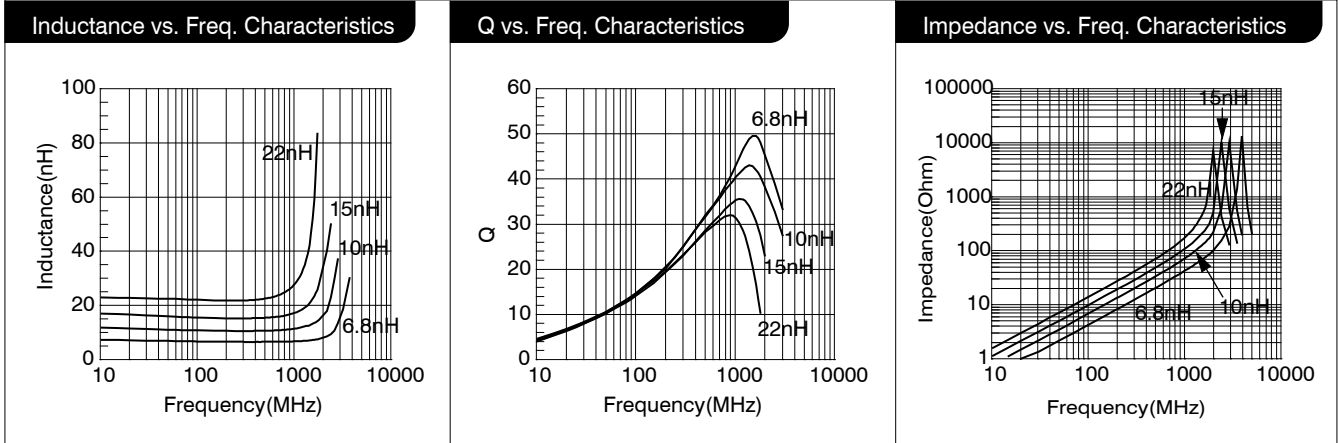
High Frequency Ceramic Chip Inductors

Multilayer Chip Inductors

■ PRODUCT SPECIFICATIONS

PART NUMBER	INDUCTANCE (nH) AT 100 MHz	Q Min.	Q Typical	S.R.F.(MHz) Min.	R _{DC} (Ω) Max.	I _{DC} (mA) Max.
		100MHz	800 MHz			
HFI-160808-1N0□	1.0	8	47	6000	0.10	1000
HFI-160808-1N2□	1.2					
HFI-160808-1N5□	1.5					
HFI-160808-1N8□	1.8					
HFI-160808-2N2□	2.2	10	49	4000	0.13	600
HFI-160808-2N7□	2.7		48			
HFI-160808-3N3□	3.3		51			
HFI-160808-3N9□	3.9		48			
HFI-160808-4N7□	4.7		46			
HFI-160808-5N6□	5.6		48			
HFI-160808-6N8□	6.8		50			
HFI-160808-8N2□	8.2		47			
HFI-160808-10N□	10.0		45			
HFI-160808-12N□	12.0		48			
HFI-160808-15N□	15.0	12	47	3200	0.30	600
HFI-160808-18N□	18.0		47			
HFI-160808-22N□	22.0		49			
HFI-160808-27N□	27.0		47			
HFI-160808-33N□	33.0		46			
HFI-160808-39N□	39.0		46			
HFI-160808-47N□	47.0		39			
HFI-160808-56N□	56.0		37			
HFI-160808-68N□	68.0		36			
HFI-160808-82N□	82.0		29			
HFI-160808-R10□	100.0	*8	16	600	1.0	400
HFI-160808-R12□	120.0 at 50MHz		17			
HFI-160808-R15□	150.0 at 50MHz		-			
HFI-160808-R18□	180.0 at 50MHz		-			
HFI-160808-R22□	220.0 at 50MHz		-			
HFI-160808-R27□	270.0 at 50MHz		-			
HFI-160808-R12□	120.0 at 50MHz	*8	-	500	1.20	300
HFI-160808-R15□	150.0 at 50MHz		-			
HFI-160808-R18□	180.0 at 50MHz		-			
HFI-160808-R22□	220.0 at 50MHz		-			
HFI-160808-R27□	270.0 at 50MHz	*8	-	400	1.50	300
HFI-160808-R15□	150.0 at 50MHz		-			

■ TYPICAL ELECTRICAL CHARACTERISTIC CURVES

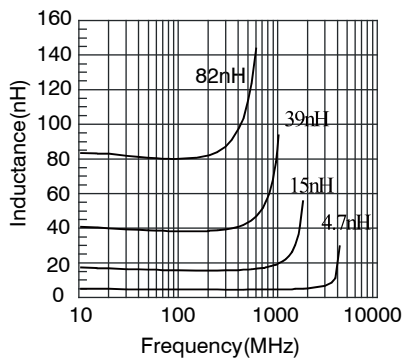


■ PRODUCT SPECIFICATIONS

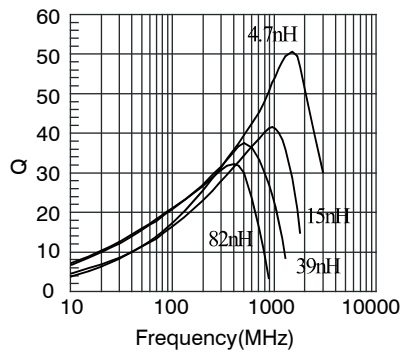
PART NUMBER	INDUCTANCE (nH) AT 100 MHz	Q Min.		S.R.F.(MHz) Min.	R _{DC} (Ω) Max.	I _{DC} (mA) Max.
		100MHz *50MHz	800 MHz			
HFI-201209-1N5□	1.5	10	61	4000	0.10	300
HFI-201209-1N8□	1.8		55			
HFI-201209-2N2□	2.2		53			
HFI-201209-2N7□	2.7	12	56	3500	0.13	
HFI-201209-3N3□	3.3		47		0.15	
HFI-201209-3N9□	3.9		54		0.20	
HFI-201209-4N7□	4.7	15	55	3200	0.23	
HFI-201209-5N6□	5.6		60		0.25	
HFI-201209-6N8□	6.8		63		0.28	
HFI-201209-8N2□	8.2	18	2400	2100	0.30	
HFI-201209-10N□	10.0		60		0.35	
HFI-201209-12N□	12.0		63		0.40	
HFI-201209-15N□	15.0	15	1600	1500	0.45	
HFI-201209-18N□	18.0		60		0.50	
HFI-201209-22N□	22.0		58		0.55	
HFI-201209-27N□	27.0	18	1300	1200	0.60	
HFI-201209-33N□	33.0		55		0.65	
HFI-201209-39N□	39.0		47		0.70	
HFI-201209-47N□	47.0	12	900	900	0.75	
HFI-201209-56N□	56.0		39		0.80	
HFI-201209-68N□	68.0		30		0.90	
HFI-201209-82N□	82.0	10	-	600	0.95	
HFI-201209-R10□	100.0		-		1.00	
HFI-201209-R12□	120.0 at 50 MHz		-		1.10	
HFI-201209-R15□	150.0 at 50 MHz	*13	-	400	1.20	
HFI-201209-R18□	180.0at 50 MHz		-		1.30	
HFI-201209-R22□	220.0 at 50 MHz		-		1.40	
HFI-201209-R27□	270.0 at 50 MHz	*12	-	300	1.30	
HFI-201209-R33□	330.0 at 50 MHz		-		1.40	
HFI-201209-R39□	390.0 at 50 MHz		-		1.30	
HFI-201209-R47□	470.0 at 50 MHz	*10	-	250	1.30	
			-	200	1.50	

■ TYPICAL ELECTRICAL CHARACTERISTIC CURVES

Inductance vs. Freq. Characteristics



Q vs. Freq. Characteristics



Impedance vs. Freq. Characteristics

