

DO NOT SCALE

DIMENSIONS IN MM.

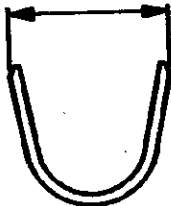


3.24



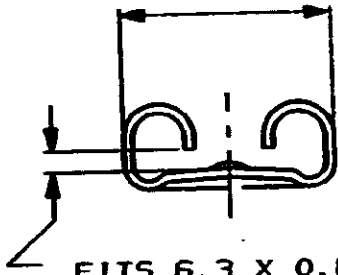
SECTION A - A

4.5

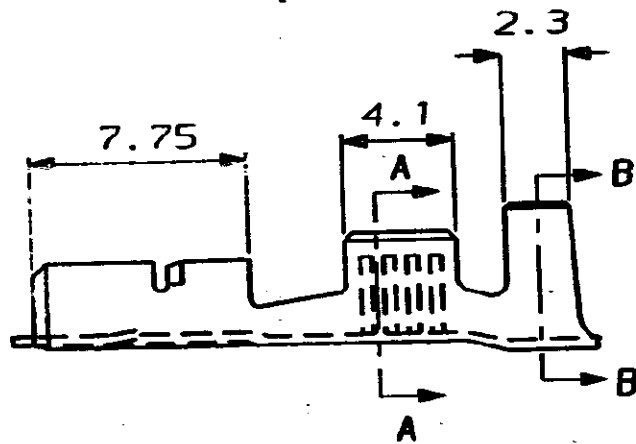
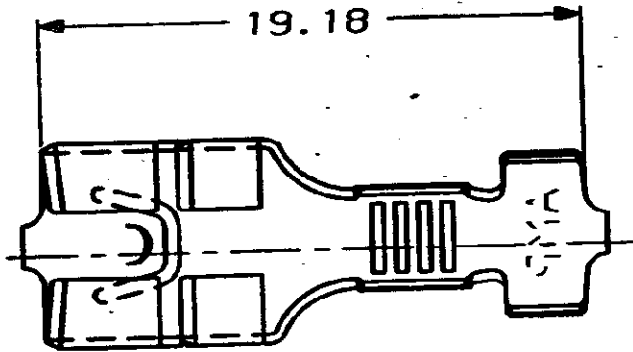


SECTION B - B

7.62



FITS 6.3 X 0.8 TAB



WIRE SIZE: 0.50 TO 1.50 mm²

INSULATION RANGE: 2.2 TO 3.1 DIA.

⚠ OBSOLETE

346697-5	NICKEL SILVER	UNPLATED
346697-4	PHOS BRONZE	TIN PLATED
346697-3	PHOS BRONZE	UNPLATED
346697-2	BRASS	TIN PLATED
346697-1	BRASS	UNPLATED
PART No.	MATERIAL	FINISH

⚠

CUSTOMER DWG
FOR REFERENCE ONLY

© COPYRIGHT 1992 BY AMP OF GREAT BRITAIN LTD.
ALL INTERNATIONAL RIGHTS RESERVED. ALL PRODUCTS
MAY BE COVERED BY BRITISH AND FOREIGN PATENTS AND/OR PATENTS PENDING.

RELEASED FOR PUBLICATION
1992

-	-	-	-
-	-	-	-
-	-	-	-
-	-	-	-
3	AEG	ECO-10-000445	09JAN10
2	D.A. BARRATT	C6420	12.01.93
1	FIRST ISSUE	-	18.03.92
REV	APPROVED	ECN	DATE

TOLERANCES
UNLESS OTHERWISE
STATED
DEC ± 0.5
ANGLES ± 1°

DR. D.A. BARRATT

18.03.92

CH. D. TERRY

APP. D.A. BARRATT

AMP
of Great Britain Ltd.

TERMINAL HOUSE
STAMPING
MIDDX.

NAME
LOW INSERTION FORCE FASTON
250 SERIES SINGLE WIRE

SCALE	LOC	SIZE	DWG. No.	REV	SHEET
4/1	E	A 4	C346697	3	1 / 1

FILE CODE
346697.2

C

B

A

Mouser Electronics

Authorized Distributor

Click to View Pricing, Inventory, Delivery & Lifecycle Information:

[TE Connectivity:](#)

[346697-2](#)