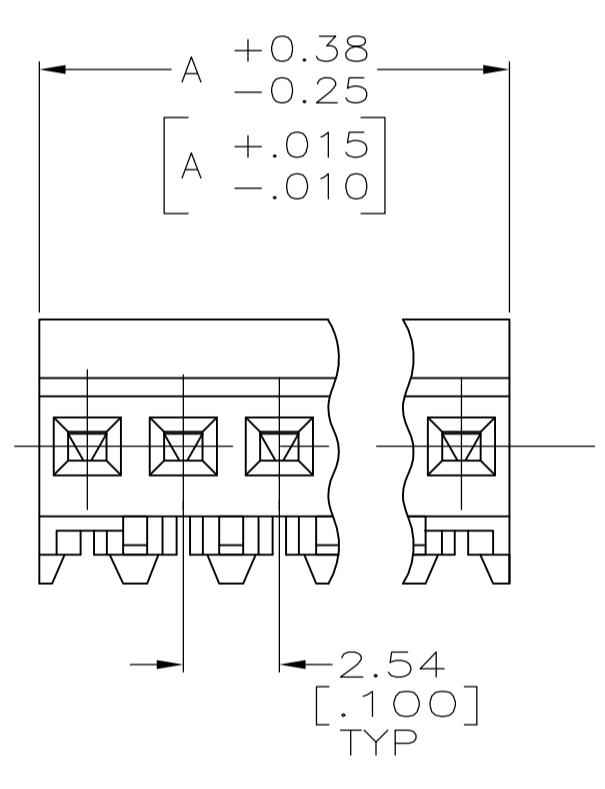
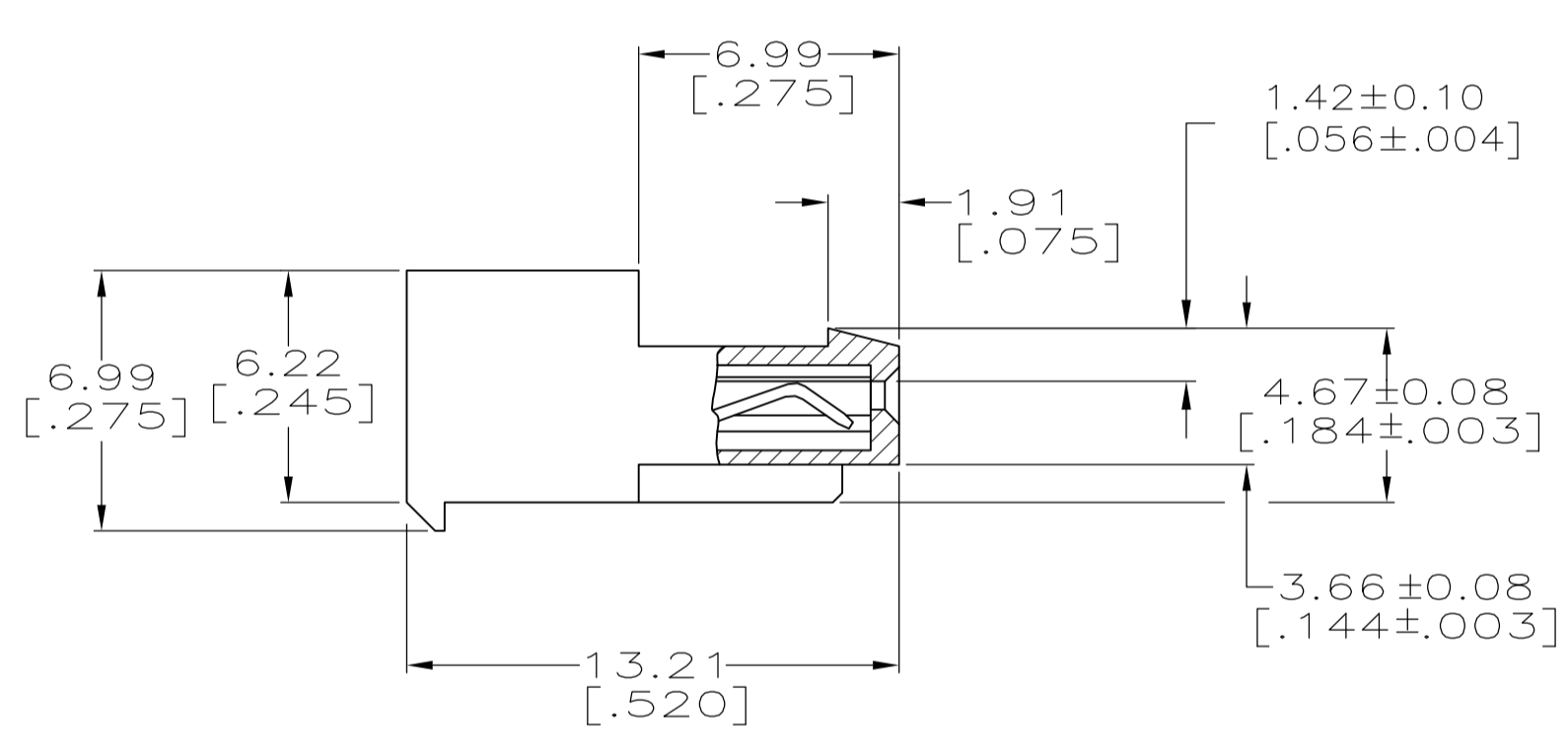
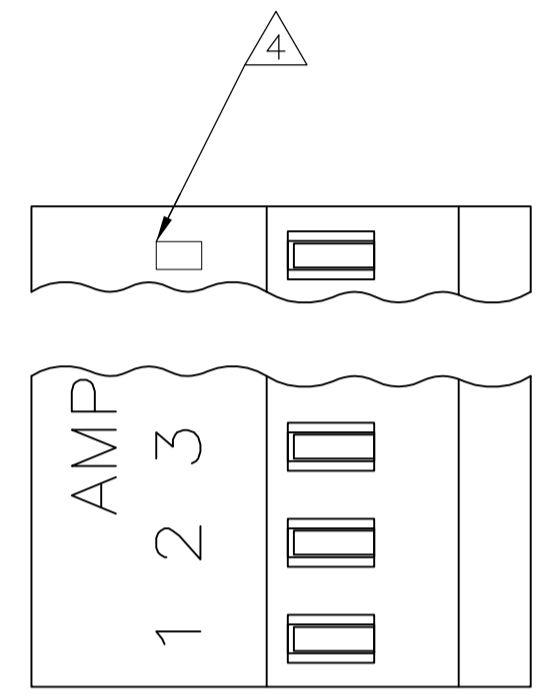


LOC	DIST	REVISIONS				
CM	00	REV	DESCRIPTION	DATE	BY	CHK
		W	ECR-13-008537	16SEP13	M.T	D.Z
		W1	ECO-14-010907	09SEP2014	KR	OC

- 1 MATERIAL: CONNECTOR-NYLON UL94V-2 (GREEN).
 CONTACTS-0.30 [.012] THICK COPPER ALLOY
 0.00038 [.000015] GOLD OR 0.00038 [.000015]
 TOTAL GOLD FLASH OVER PALLADIUM NICKEL,
 PER TE CONNECTIVITY'S DISCRETION, IN CONTACT
 AREA WITH MATTE TIN-LEAD FOR 641193-2 THRU
 2-641193-8, MATTE WHISKER MITIGATED TIN
 FOR 3-641193-2 THRU 5-641193-8 OVER
 NICKEL UNDERPLATE.
- 2 CONTACTS ACCEPT 28 AWG WIRE WITH 1.52 [.060] MAX INSULATION DIAMETER.
- 3 CONTACTS MUST ACCEPT 0.64±0.03 [.025±.001] SQUARE POST AND REMAIN LOCKED IN POSITION.
- 4 IDENTIFICATION NUMBER FOR LAST CIRCUIT MAY NOT APPEAR ON ALL ASSEMBLIES.
- 5 DIMENSIONS IN BRACKETS ARE IN INCHES.
- 6 HOUSING FEATURES ARE: CLOSED END WITH LOCKING RAMP.
- 7 OBSOLETE PARTS: OBSOLETE CIS STREAMLINING PER D.RENAUD/D.SINISI



DIM A	NO.OF POSN	ASSEMBLY
71.12 [2.800]	28	5-641193-8
66.04 [2.600]	27	5-641193-7
63.50 [2.500]	26	5-641193-6
63.50 [2.500]	25	5-641193-5
60.96 [2.400]	24	5-641193-4
58.42 [2.300]	23	5-641193-3
55.88 [2.200]	22	5-641193-2
53.34 [2.100]	21	5-641193-1
50.80 [2.000]	20	5-641193-0
48.26 [1.900]	19	4-641193-9
45.72 [1.800]	18	4-641193-8
43.18 [1.700]	17	4-641193-7
40.64 [1.600]	16	4-641193-6
38.10 [1.500]	15	4-641193-5
35.56 [1.400]	14	4-641193-4
33.02 [1.300]	13	4-641193-3
30.48 [1.200]	12	4-641193-2
27.94 [1.100]	11	4-641193-1
25.40 [1.000]	10	4-641193-0
22.86 [.900]	9	3-641193-9
20.32 [.800]	8	3-641193-8
17.78 [.700]	7	3-641193-7
15.24 [.600]	6	3-641193-6
12.70 [.500]	5	3-641193-5
10.16 [.400]	4	3-641193-4
7.62 [.300]	3	3-641193-3
5.08 [.200]	2	3-641193-2
DIM A	NO.OF POSN	ASSEMBLY

DIM A	NO.OF POSN	ASSEMBLY	REVISIONS
71.12 [2.800]	28	2-641193-8	SUPERSEDED BY 5-641193-8
66.04 [2.600]	27	2-641193-7	SUPERSEDED BY 5-641193-7
63.50 [2.500]	26	2-641193-6	SUPERSEDED BY 5-641193-6
63.50 [2.500]	25	2-641193-5	SUPERSEDED BY 5-641193-5
60.96 [2.400]	24	2-641193-4	SUPERSEDED BY 5-641193-4
58.42 [2.300]	23	2-641193-3	SUPERSEDED BY 5-641193-3
55.88 [2.200]	22	2-641193-2	SUPERSEDED BY 5-641193-2
53.34 [2.100]	21	2-641193-1	SUPERSEDED BY 5-641193-1
50.80 [2.000]	20	2-641193-0	SUPERSEDED BY 5-641193-0
48.26 [1.900]	19	1-641193-9	SUPERSEDED BY 4-641193-9
45.72 [1.800]	18	1-641193-8	SUPERSEDED BY 4-641193-8
43.18 [1.700]	17	1-641193-7	SUPERSEDED BY 4-641193-7
40.64 [1.600]	16	1-641193-6	SUPERSEDED BY 4-641193-6
38.10 [1.500]	15	1-641193-5	SUPERSEDED BY 4-641193-5
35.56 [1.400]	14	1-641193-4	SUPERSEDED BY 4-641193-4
33.02 [1.300]	13	1-641193-3	SUPERSEDED BY 4-641193-3
30.48 [1.200]	12	1-641193-2	SUPERSEDED BY 4-641193-2
27.94 [1.100]	11	1-641193-1	SUPERSEDED BY 4-641193-1
25.40 [1.000]	10	1-641193-0	SUPERSEDED BY 4-641193-0
22.86 [.900]	9	-641193-9	SUPERSEDED BY 3-641193-9
20.32 [.800]	8	641193-8	
17.78 [.700]	7	-641193-7	SUPERSEDED BY 3-641193-7
15.24 [.600]	6	641193-6	
12.70 [.500]	5	641193-5	
10.16 [.400]	4	-641193-4	SUPERSEDED BY 3-641193-4
7.62 [.300]	3	641193-3	
5.08 [.200]	2	641193-2	
DIM A	NO.OF POSN	ASSEMBLY	REVISIONS



THIS DRAWING IS A CONTROLLED DOCUMENT. **STE** TE Connectivity

DIMENSIONS: mm [INCHES]	TOLERANCES UNLESS OTHERWISE SPECIFIED:	DIN S. HOOVER 20-DEC-2004	APPRO D. ROSSI 20-DEC-2004	NAME
0. PLC ±	1. PLC ± 0.13 [.005]	APPRO D. ROSSI 20-DEC-2004	PRODUCT SPEC	MTA .100 CONNECTOR ASSEMBLY
2. PLC ±	3. PLC ±	APPRO D. ROSSI 20-DEC-2004	APPLICATION SPEC	28 AWG, STANDARD
4. PLC ±	ANGLES ±	APPRO D. ROSSI 20-DEC-2004	114-1019	SIZE
MATERIAL	FINISH	WEIGHT	A1 00779	DRAWING NO
			641193	RESTRICTED TO
		CUSTOMER DRAWING	SCALE 5:1	SHEET 1 OF 1