

Feed-through header - MCV 1,5/ 7-GFR-3,5 THT - 1963081

Please be informed that the data shown in this PDF Document is generated from our Online Catalog. Please find the complete data in the user's documentation. Our General Terms of Use for Downloads are valid (<http://phoenixcontact.com/download>)

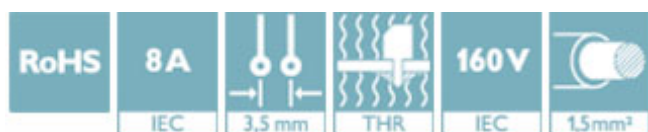


PCB headers, nominal current: 8 A, rated voltage (III/2): 160 V, number of positions: 7, pitch: 3.5 mm, color: black, contact surface: Tin, mounting: THR soldering, Two-in-one – Pin strips must always be made up of a left (L) and a right (R) segment. Please allow for the corresponding counterpart from the accessories to complete the THR pin strip. User information and design recommendations on Through Hole Reflow Technology can be found at: "Downloads".


The figure shows an 8-position version

Your advantages

- ✓ Designed for integration into the SMT soldering process
- ✓ Vertical connection enables multi-row arrangement on the PCB
- ✓ Maximum flexibility when it comes to device design – one header for connectors with different connection technologies



Key Commercial Data

Packing unit	50 pc
Minimum order quantity	50 pc
GTIN	 4 017918 916275
GTIN	4017918916275

Technical data

Dimensions

Length [l]	7.25 mm
Pitch	3.5 mm
Dimension a	21 mm
Height [h]	9.2 mm
Height	10 mm
Pin dimensions	0.8 x 0.8 mm
Pin spacing	3.50 mm
Length	7.25 mm

General

Range of articles	MCV 1,5/...-GFR-THT
-------------------	---------------------

Feed-through header - MCV 1,5/ 7-GFR-3,5 THT - 1963081

Technical data

General

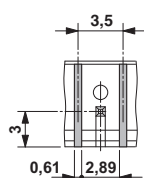
Insulating material group	IIIa
Rated surge voltage (III/3)	2.5 kV
Rated surge voltage (III/2)	2.5 kV
Rated surge voltage (II/2)	2.5 kV
Rated voltage (III/3)	160 V
Rated voltage (III/2)	160 V
Rated voltage (II/2)	250 V
Connection in acc. with standard	EN-VDE
Nominal current I_N	8 A
Maximum load current	8 A (per position)
Insulating material	PA
Flammability rating according to UL 94	V0
Color	black
Number of positions	7

Standards and Regulations

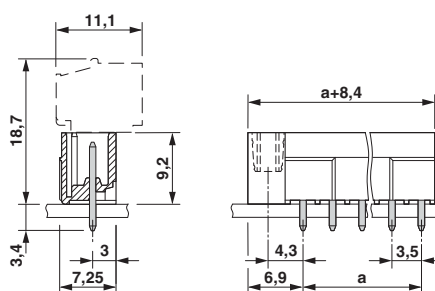
Connection in acc. with standard	EN-VDE
	CUL
Flammability rating according to UL 94	V0

Drawings

Dimensional drawing



Dimensional drawing



Phoenix Contact 2018 © - all rights reserved
<http://www.phoenixcontact.com>

PHOENIX CONTACT GmbH & Co. KG
 Flachsmarktstr. 8
 32825 Blomberg
 Germany
 Tel. +49 5235 300
 Fax +49 5235 3 41200
<http://www.phoenixcontact.com>

Mouser Electronics

Authorized Distributor

Click to View Pricing, Inventory, Delivery & Lifecycle Information:

Phoenix Contact:

1963081