

www.fciconnect.com		surface ISO 1302	-	tolerance std ±0.13	±2°	projection ⊕	mm
		TOLERANCES UNLESS OTHERWISE SPECIFIED					
Dr	D LEGRAND	02.09.16	ANGULAR	0.x	±y	size	Scale
Eng	P NIZZI	02.09.16	LINEAR	0.xx	±y	A3	4:1
Chr	D LEGRAND	02.09.16	0° ±y°	0.xxx	±y	ECN	
Appr	P NIZZI	02.09.16	Product family	MODULAR JACK		Spec ref	
FCI		Title VERTICAL SMT 8 POSITIONS			dwg no	98435	Rev. P
		catalog no		98435-14 1LF	CUSTOMER	sheet 1 of 2	

PRODUCT N°  
98435-XXXHLF

CONTACT PLATING OPTION
1= GXT 0.76 μm
3= 0.76 μm GOLD
5= 1.27 μm GOLD

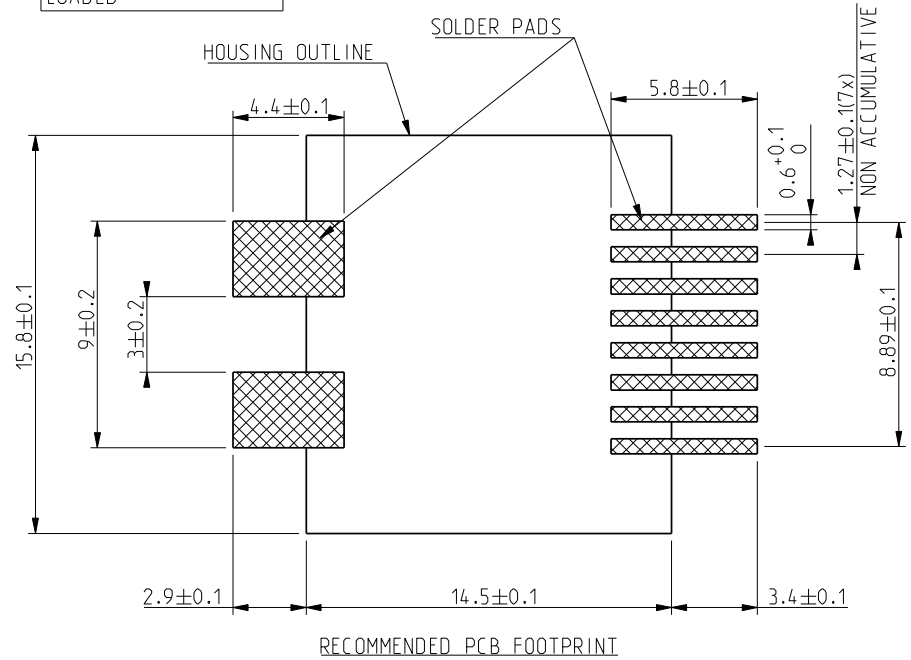
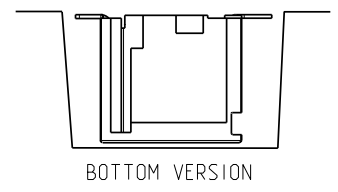
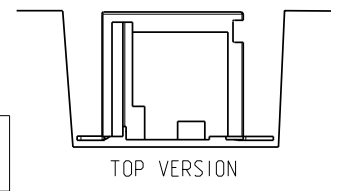
PACKAGE OPTIONS
TAPE AND REEL PACKAGE 1= LOADED FACE UP
TAPE AND REEL PACKAGE 2= LOADED FACE DOWN

VERSION
TOP
BOTTOM

TERMINAL LOADING OPTIONS
1 = FULLY LOADED 8 POSITIONS
2 = ONLY POS 1,2,7,8 LOADED
3 = ONLY POS 3,4,5,6 LOADED

HALOGEN FREE OPTION  
SEE NOTE 8

WHEN NEEDED, SUFFIX LETTER "LF"  
INDICATES THE PRODUCT IS RoHS  
COMPATIBLE SEE NOTE 7.



NOTES:

- 1 - MATERIAL:  
HOUSING: HIGH TEMP. PLASTIC, COLOR BLACK  
TERMINAL PHOSPHOR BRONZE
- 2 - PLATING  
CONTACT AREA: OPTIONAL SEE TABLE  
SOLDER TAIL: SnPb 90/10 2 μm MIN  
NO RAW EDGES EXCEPT SOLDER TAILS TIPS
- 3 - AREA FOR VACUUM PICK AND PLACE VENTURY
- 4 - PACKAGING SPECIFICATION SEE TA 858
- 5 - DIMENSION MEASURED FROM "A" TO THE TOP OF PRODUCT
- 6 - COPLANARITY SEE TA 861.
- 7 - RoHS COMPATIBLE PRODUCT SPECIFICATIONS
  - a - PLATING:  
- "LF" MEANS THE PRODUCT IS LEAD-FREE,  
2 μm MINIMUM MATTE TIN OVER 1.27 μm  
MINIMUM NICKEL UNDERPLATE.
  - b - MANUFACTURING PROCESS COMPATIBILITY:  
- THE HOUSING WILL WITHSTAND EXPOSURE TO  
245 °C PEAK TEMPERATURE FOR 30 SECONDS  
MAX IN A CONVECTION, INFRA-RED OR VAPOR  
PHASE OR REFLOW OVEN.
- c - LABELLING:  
- MEETS PACKAGING SPECS AS PER GS-14-920.
- d - LEGAL STATEMENT: SEE GS-22-008
- 8 - HOUSING MADE FROM HIGH TEMPERATURE HALOGEN FREE RESIN  
30% GLASS FILLED FLAME RETARDANT PER UL-94V-0 BLACK COLOR  
OMIT "H" FROM PRODUCT NUMBER IF THIS OPTION IS NOT REQUIRED

Copyright FCJ

www.fciconnect.com		surface ISO 1302	- ✓	tolerance std ±0.13 ±2°	projection ⊕	mm
TOLERANCES UNLESS OTHERWISE SPECIFIED						
Dr	D LEGRAND	02.09.16	ANGULAR	0.x ±y	size A3	Scale 5:1
Eng	P NIZZI	02.09.16	LINEAR	0.xx ±y	ECN	
Chr	D LEGRAND	02.09.16	0° ±y°	0.xxx ±y	Spec ref	-
Appr	P NIZZI	02.09.16	Product family	MODULAR JACK		
Title VERTICAL SMT 8 POSITIONS		catalog no 98435-14 1LF		dwg no 98435	Rev. P	sheet 2 of 2

# Mouser Electronics

Authorized Distributor

Click to View Pricing, Inventory, Delivery & Lifecycle Information:

[FCI / Amphenol:](#)

[98435-111LF](#) [98435-112LF](#) [98435-311LF](#) [98435-511LF](#) [98435-111HLF](#) [98435-113LF](#) [98435-321LF](#)