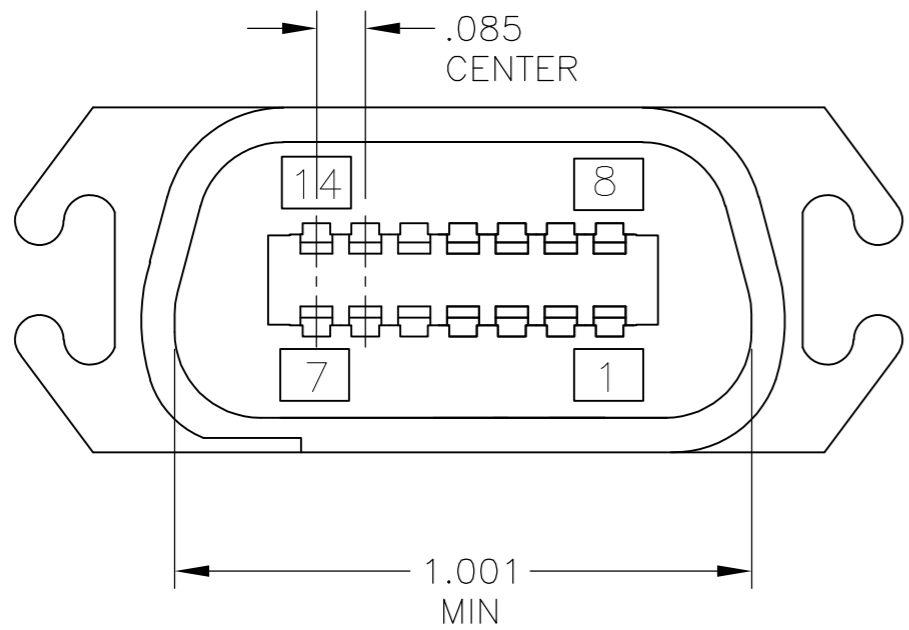
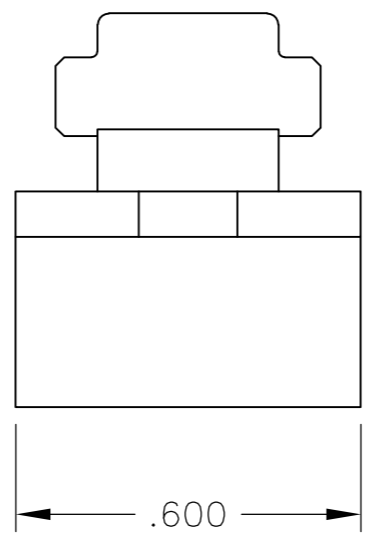
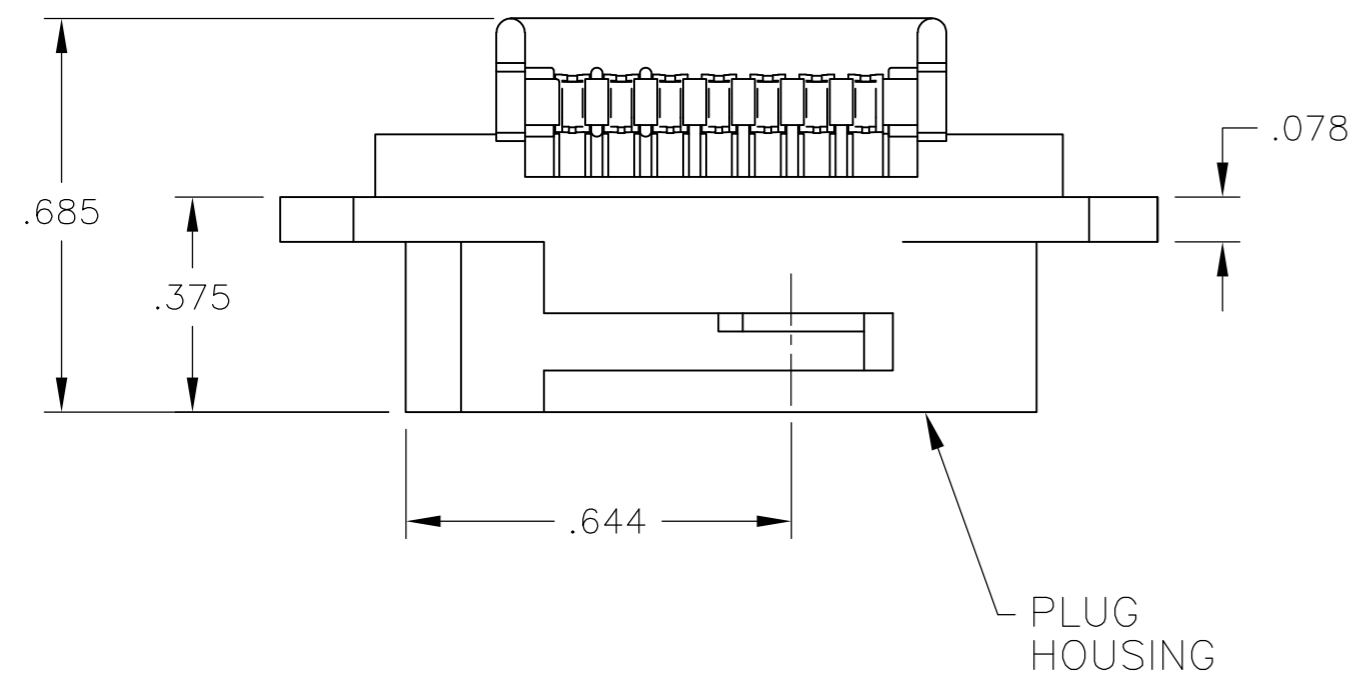
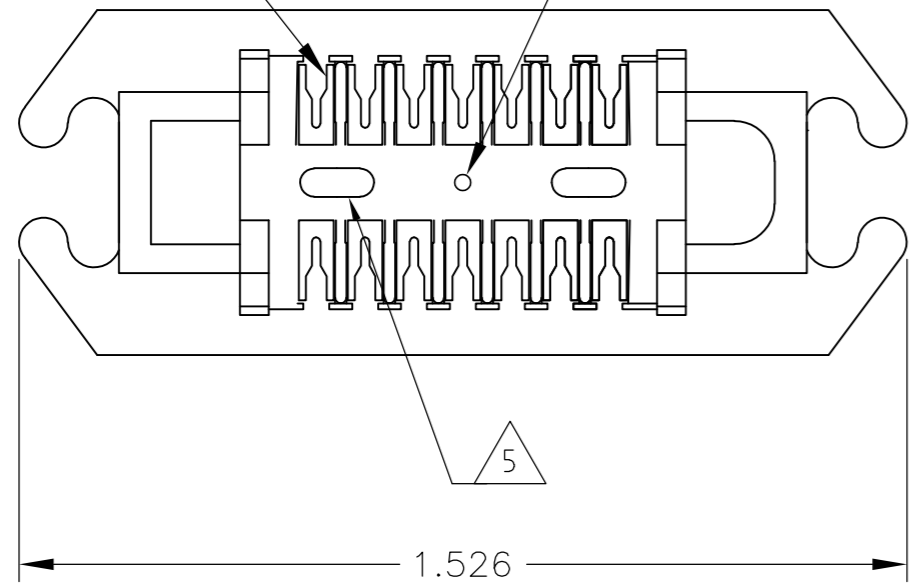


LOC	DIST	REVISIONS					
		P	LTR	DESCRIPTION	DATE	DWN	APVD
GP	00		L	REVISED PER ECO-10-020106	14DEC2010	CJV	PAR

TERMINAL  
14 REQUIRED

BLUE COLOR DOT  
LOCATED IN CENTER



1. THE CONTACT SURFACES OF THE TERMINALS ARE COATED WITH LUBRICANT.
  2. ALL DIMENSIONS SHOWN ARE FOR REFERENCE ONLY UNLESS OTHERWISE SPECIFIED.
- 3 MATERIAL:  
HOUSING - THERMOPLASTIC (BLACK)  
TERMINALS: - HIGH STRENGTH COPPER ALLOY PLATED WITH .000030 MIN GOLD OR GOLD FLASH OVER PALLADIUM NICKEL PLATE, .000030 MIN TOTAL ON MATING SURFACE. .000050 MIN NICKEL UNDERPLATE OVER ENTIRE TERMINAL.
4. WIRE SIZE: 24 & 26 AWG SOLID & 24 AWG 7 STRANDS OF COPPER CONDUCTORS. MAX INSULATION DIAMETER OF .045 IS ACCEPTABLE FOR MOST APPLICATIONS.
- 5 CORING MAY OR MAY NOT APPEAR AND IS AT THE DISCRETION OF TYCO ELECTRONICS.

552270-1  
PART  
NUMBER

THIS DRAWING IS A CONTROLLED DOCUMENT.		DWN DL DRUMMOND 06-JUN-00	Tyco Electronics Corporation Harrisburg, PA 17105-3608			
DIMENSIONS: INCHES		CHK DL DRUMMOND 06-JUN-00				
	TOLERANCES UNLESS OTHERWISE SPECIFIED: 0 PLC ± - 1 PLC ± - 2 PLC ± - 3 PLC ± - 4 PLC ± - ANGLES ± -	APVD EW BEILES 06-JUN-00	NAME ASSEMBLY, PLUG, 14 POSITION, B SLOT (CHAMP-LOK, BAIL-LOCK)			
		PRODUCT SPEC	-			
		APPLICATION SPEC	-			
MATERIAL	FINISH	WEIGHT	SIZE A2	CAGE CODE 00779	DRAWING NO C=552270	RESTRICTED TO -
3	3	CUSTOMER DRAWING	SCALE NTS	SHEET 1 of 1	REV L	

# Mouser Electronics

Authorized Distributor

Click to View Pricing, Inventory, Delivery & Lifecycle Information:

[TE Connectivity:](#)

[552270-1](#)