

4

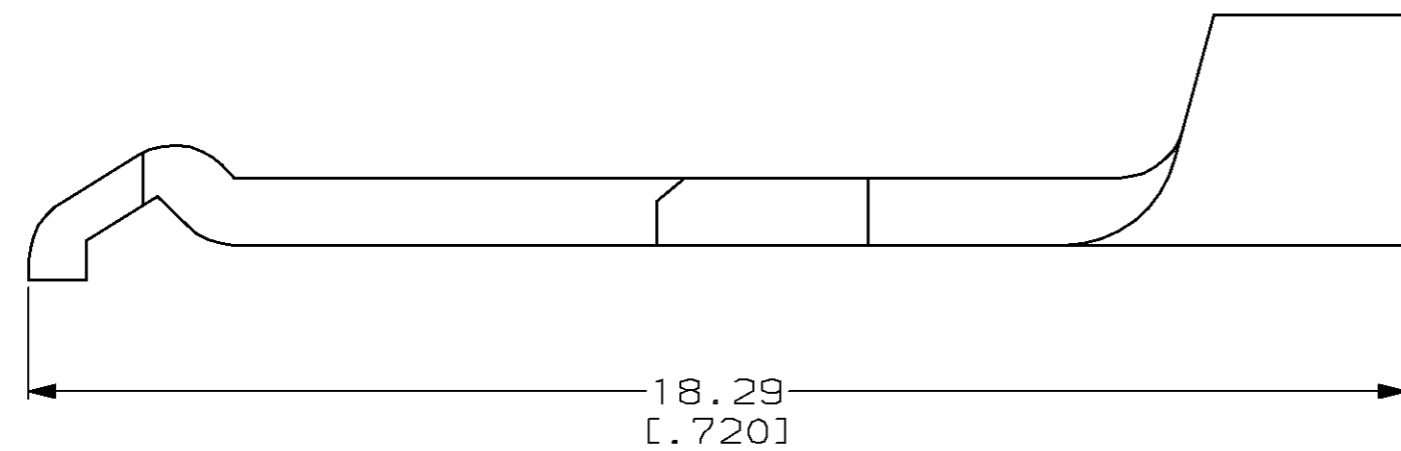
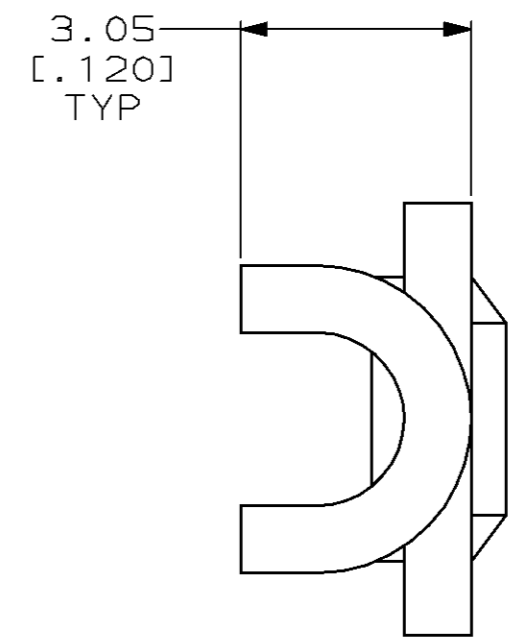
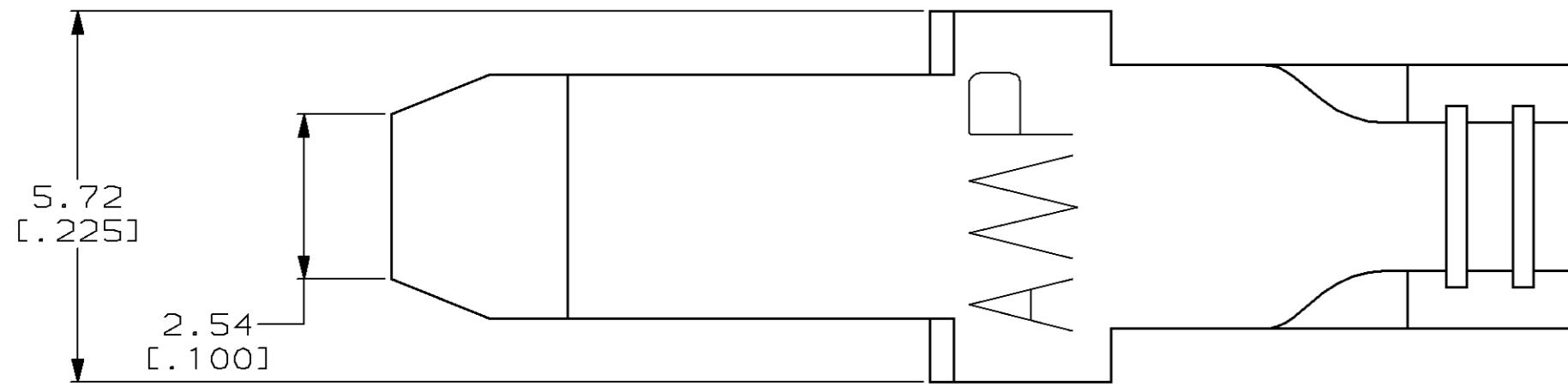
3

2

1

THIS DRAWING IS UNPUBLISHED. RELEASED FOR PUBLICATION, 19 .
 © COPYRIGHT 19 BY AMP INCORPORATED. ALL RIGHTS RESERVED.

LOC	DIST	REVISIONS			
P	LTR	DESCRIPTION	DATE	DWN	APVD
FT	60	E	REDRAWN & REV PER EC 0320-74-97	15 APR 97	-



1. CONTACT TO BE USED WITH HOUSING 53894.

54329-1
 PART NUMBER

THIS DRAWING IS A CONTROLLED DOCUMENT.		DWN	M. BINNER	15 APR 97	AMP AMP Incorporated Harrisburg, PA 17105-3608			
DIMENSIONS: mm [INCHES]		CHK	R. STONE	24 APR 97				
TOLERANCES UNLESS OTHERWISE SPECIFIED:		APVD	M. MCALONIS	22 MAY 97				
	0 PLC ±-	PRODUCT SPEC		NAME				
	1 PLC ±-	108-11026		CONTACT, SOLDER BARREL				
	2 PLC ±0.38 [.015]	APPLICATION SPEC		SERIES 1, POWER LOCK				
	3 PLC ±-	114-6032		SIZE	CAGE CODE	DRAWING NO		
4 PLC ±-	WEIGHT		A3 00779		C=54329			
ANGLES ±-	CUSTOMER DRAWING		SCALE	4:1	SHEET	1 OF 1	REV	E
MATERIAL	COPPER	FINISH		5.08µm [.000200]		RESTRICTED TO		-
				MIN SILVER				

Mouser Electronics

Authorized Distributor

Click to View Pricing, Inventory, Delivery & Lifecycle Information:

[TE Connectivity:](#)

[54329-1](#)