

Network cable - VS-FSBPXS-OE-94F/0,5 - 1424135

Please be informed that the data shown in this PDF Document is generated from our Online Catalog. Please find the complete data in the user's documentation. Our General Terms of Use for Downloads are valid (<http://phoenixcontact.com/download>)



Assembled Ethernet cable, CAT6_A, shielded, 4-pair, 26 AWG stranded (7-wire), RAL 5021 (water blue), M12 flush-type socket, rear/screw mounting with M16 thread to free cable end, length: 0.5 m

Product Features

- Pre-assembled with cables in various standard lengths for immediate use
- Customer-specific assemblies and cable lengths can be supplied
- Sealed on the cable side for optimum tightness of seal
- Cable designs for all common networks and fieldbuses
- For high transmission safety: shield connection to the housing with optional EMC nut



Key Commercial Data

Packing unit	1 pc
Weight per Piece (excluding packing)	60.0 g
Custom tariff number	85444290
Country of origin	Germany

Technical data

Mechanical characteristics

Number of positions	8
Number of slots	1
Insertion/withdrawal cycles	≥ 100
Cable exit	straight
Length of cable	0.5 m

Ambient conditions

Ambient temperature (operation)	-25 °C ... 90 °C (Plug / socket)
---------------------------------	----------------------------------

Network cable - VS-FSBPXS-OE-94F/0,5 - 1424135

Technical data

Ambient conditions

	-40 °C ... 90 °C (without mechanical actuation)
Degree of protection	IP65
	IP67

Material data

Flammability rating according to UL 94	V0
Contact carrier material	PPA
Contact material	CuZn
Contact surface material	Au
Cable gland material	Zinc die-cast, nickel-plated
Sealing material	FKM

Electrical characteristics

Rated surge voltage	0.8 kV
Insulation resistance	≥ 100 MΩ
Transmission characteristics (category)	CAT6 _A

Standards and Regulations

Flammability rating according to UL 94	V0
--	----

Line characteristics

Cable type	Ethernet 10 Gbit
Cable abbreviation	02YSC11Y
UL AWM style	20963 (80°C/30 V)
Cable structure	4x2xAWG26/7; S/FTP
Conductor cross section	4x 2x 0.14 mm ²
AWG signal line	26
Conductor structure signal line	7x 0.16 mm
Core diameter including insulation	1.04 mm
External cable diameter	6.4 mm ±0.2 mm
Wire colors	white/blue-blue, white/orange-orange, white/green-green, white/brown-brown
External sheath, color	water blue RAL 5021
Transmission medium	Copper
Insulation resistance	≥ 500 MΩ*km
Conductor resistance	≤ 290 Ω/km
Wave impedance	100 Ω ±5 Ω (at 100 MHz)
Signal runtime	5.13 ns/m
Shield attenuation	≥ 80 dB (at 30 ... 100 MHz)
Nominal voltage, cable	≤ 100 V

Network cable - VS-FSBPXS-OE-94F/0,5 - 1424135

Technical data

Line characteristics

Test voltage Core/Core	700 V (50 Hz, 1 min.)
Test voltage Core/Shield	700 V (50 Hz, 1 min.)
Twisted pairs	2 cores to the pair
Type of pair shielding	Aluminum-lined foil
Overall twist	4 pairs for core
Shielding	Tinned copper braided shield
Optical shield covering	70 %
Outer sheath, material	PUR
Material conductor insulation	Foamed PE
Conductor material	Bare Cu litz wires
Cable weight	42 kg/km
Minimum bending radius, fixed installation	4 x D
Minimum bending radius, flexible installation	8 x D
Tensile strength short-term/long-term	≤ 100 N
Flame resistance	According to IEC 60332-1-2
Halogen-free	According to IEC 60754-1
Resistance to oil	in accordance with DIN EN 60811-2-1
Ambient temperature (operation)	-40 °C ... 80 °C (cable, fixed installation)
	-20 °C ... 80 °C (cable, flexible installation)

Classifications

eCl@ss

eCl@ss 4.0	27060306
eCl@ss 4.1	27060306
eCl@ss 5.0	27060300
eCl@ss 5.1	27143423
eCl@ss 6.0	27143423
eCl@ss 7.0	27449001
eCl@ss 8.0	27060308
eCl@ss 9.0	27060308

ETIM

ETIM 3.0	EC001855
ETIM 4.0	EC002062
ETIM 5.0	EC002599

Network cable - VS-FSBPXS-OE-94F/0,5 - 1424135

Classifications

UNSPSC

UNSPSC 6.01	31251501
UNSPSC 7.0901	31251501
UNSPSC 11	31251501
UNSPSC 12.01	31251501
UNSPSC 13.2	39121413

Approvals

Approvals

Approvals

EAC / EAC

Ex Approvals

Approvals submitted

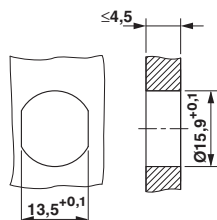
Approval details

EAC

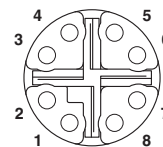
EAC

Drawings

Dimensional drawing



Schematic diagram



M12 socket pin assignment, 8-pos, view of socket side

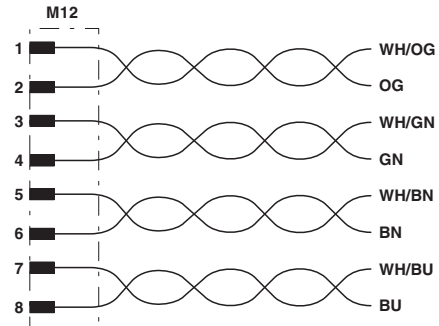
Network cable - VS-FSBPXS-OE-94F/0,5 - 1424135

Cable cross section



Ethernet 10 Gbit [94F]

Circuit diagram



Contact assignment of the M12 plug

Mouser Electronics

Authorized Distributor

Click to View Pricing, Inventory, Delivery & Lifecycle Information:

[Phoenix Contact:](#)

[1424135](#)