

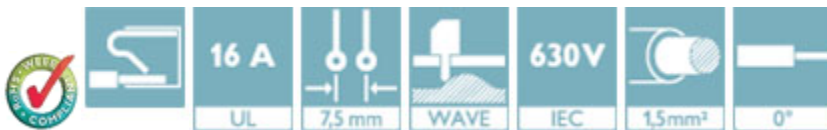
## PCB terminal block - PTS 1,5/11-7,5-H - 1703095

Please be informed that the data shown in this PDF Document is generated from our Online Catalog. Please find the complete data in the user's documentation. Our General Terms of Use for Downloads are valid (<http://phoenixcontact.com/download>)

PCB terminal block, Nominal current: 16 A, Nom. voltage: 630 V, Pitch: 7.5 mm, Number of positions: 11, Connection method: Push-in spring connection, Mounting: Wave soldering, Conductor/PCB connection direction: 0°, Color: green



The illustration shows the 10-position version



### Key Commercial Data

|                                      |          |
|--------------------------------------|----------|
| Packing unit                         | 1 pc     |
| Weight per Piece (excluding packing) | 11.2 g   |
| Custom tariff number                 | 85369010 |
| Country of origin                    | Germany  |

### Technical data

#### Dimensions

|                          |               |
|--------------------------|---------------|
| Length                   | 10.5 mm       |
| Pitch                    | 7.50 mm       |
| Dimension a              | 75 mm         |
| Width                    | 80 mm         |
| Constructional height    | 13.6 mm       |
| Height                   | 16.1 mm       |
| Length of the solder pin | 2.5 mm        |
| Pin dimensions           | 0,83 x 0,5 mm |
| Hole diameter            | 1.2 mm        |

#### General

|                             |              |
|-----------------------------|--------------|
| Range of articles           | PTS 1,5/..-H |
| Insulating material group   | I            |
| Rated surge voltage (III/3) | 6 kV         |

# PCB terminal block - PTS 1,5/11-7,5-H - 1703095

## Technical data

### General

|  |                     |
|--|---------------------|
| Rated surge voltage (III/2)            | 6 kV                |
| Rated surge voltage (II/2)             | 6 kV                |
| Rated voltage (III/3)                  | 400 V               |
| Rated voltage (III/2)                  | 630 V               |
| Rated voltage (II/2)                   | 1000 V              |
| Nominal current I <sub>N</sub>         | 16 A                |
| Nominal cross section                  | 1.5 mm <sup>2</sup> |
| Maximum load current                   | 12 A                |
| Insulating material                    | PA                  |
| Solder pin surface                     | Sn                  |
| Flammability rating according to UL 94 | V0                  |
| Stripping length                       | 8 mm                |
| Number of positions                    | 11                  |

### Connection data

|  |                      |
|--|----------------------|
| Conductor cross section solid min.   | 0.14 mm <sup>2</sup> |
| Conductor cross section solid max.   | 2.5 mm <sup>2</sup>  |
| Conductor cross section flexible min.                                      | 0.14 mm <sup>2</sup> |
| Conductor cross section flexible max.                                      | 2.5 mm <sup>2</sup>  |
| Conductor cross section flexible, with ferrule without plastic sleeve min. | 0.25 mm <sup>2</sup> |
| Conductor cross section flexible, with ferrule without plastic sleeve max. | 1.5 mm <sup>2</sup>  |
| Conductor cross section flexible, with ferrule with plastic sleeve min.    | 0.25 mm <sup>2</sup> |
| Conductor cross section flexible, with ferrule with plastic sleeve max.    | 1.5 mm <sup>2</sup>  |
| Conductor cross section AWG min.   | 26                   |
| Conductor cross section AWG max.   | 14                   |

### Standards and Regulations

|  |     |
|--|-----|
| Connection in acc. with standard       | CUL |
| Flammability rating according to UL 94 | V0  |

## Classifications

### eCl@ss

|            |          |
|------------|----------|
| eCl@ss 4.0 | 272607xx |
| eCl@ss 4.1 | 27141109 |
| eCl@ss 5.0 | 27141190 |
| eCl@ss 5.1 | 27141190 |
| eCl@ss 6.0 | 27261101 |

# PCB terminal block - PTS 1,5/11-7,5-H - 1703095

## Classifications

### eCl@ss

|            |          |
|------------|----------|
| eCl@ss 7.0 | 27440401 |
| eCl@ss 8.0 | 27440401 |
| eCl@ss 9.0 | 27440401 |

### ETIM

|          |          |
|----------|----------|
| ETIM 4.0 | EC002643 |
| ETIM 5.0 | EC002643 |

### UNSPSC

|               |          |
|---------------|----------|
| UNSPSC 6.01   | 30211801 |
| UNSPSC 7.0901 | 39121432 |
| UNSPSC 11     | 34131203 |
| UNSPSC 12.01  | 39121432 |
| UNSPSC 13.2   | 39121432 |

## Approvals

### Approvals

#### Approvals

UL Recognized / cUL Recognized / VDE Gutachten mit Fertigungsüberwachung / CCA / IECCEB Scheme / EAC / EAC / cULus Recognized

#### Ex Approvals


#### Approvals submitted

## Approval details


|                                |       |       |
|--------------------------------|-------|-------|
| UL Recognized                  |       |       |
|                                | B     | D     |
| mm <sup>2</sup> /AWG/kcmil     | 26-14 | 26-14 |
| Nominal current I <sub>N</sub> | 10 A  | 10 A  |
| Nominal voltage U <sub>N</sub> | 300 V | 300 V |

# PCB terminal block - PTS 1,5/11-7,5-H - 1703095

## Approvals

cUL Recognized 


|                            | B     | D     |
|----------------------------|-------|-------|
| mm <sup>2</sup> /AWG/kcmil | 26-14 | 26-14 |
| Nominal current IN         | 10 A  | 10 A  |
| Nominal voltage UN         | 300 V | 300 V |

VDE Gutachten mit Fertigungsüberwachung 

|                            |         |
|----------------------------|---------|
| mm <sup>2</sup> /AWG/kcmil | 0.2-2.5 |
| Nominal current IN         | 16 A    |
| Nominal voltage UN         | 450 V   |

CCA

|                            |         |
|----------------------------|---------|
| mm <sup>2</sup> /AWG/kcmil | 0.2-2.5 |
| Nominal current IN         | 16 A    |
| Nominal voltage UN         | 450 V   |

IECEE CB Scheme 

|                            |         |
|----------------------------|---------|
| mm <sup>2</sup> /AWG/kcmil | 0.2-2.5 |
| Nominal current IN         | 16 A    |
| Nominal voltage UN         | 450 V   |

EAC

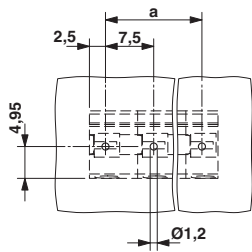
EAC

cULus Recognized 

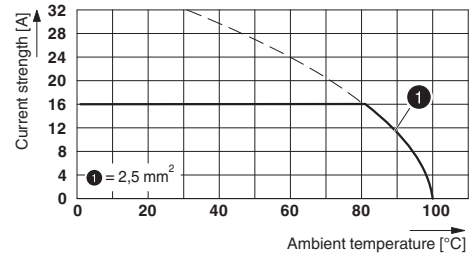
# PCB terminal block - PTS 1,5/11-7,5-H - 1703095

## Drawings

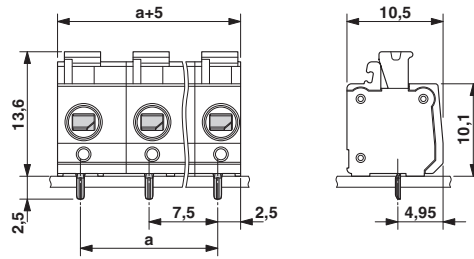
Drilling diagram



Diagram



Dimensional drawing



# Mouser Electronics

Authorized Distributor

Click to View Pricing, Inventory, Delivery & Lifecycle Information:

[Phoenix Contact:](#)

[1703095](#)