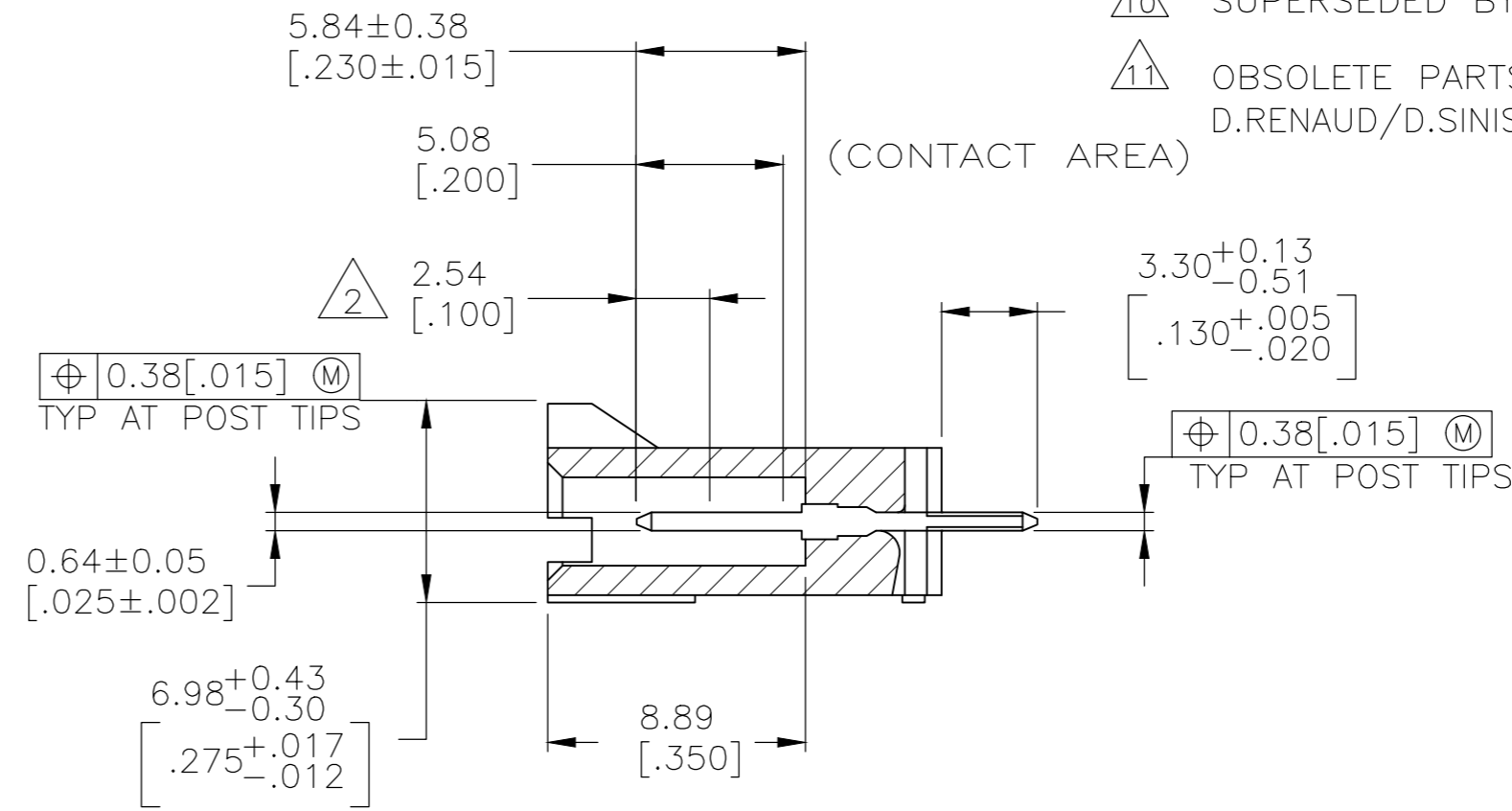
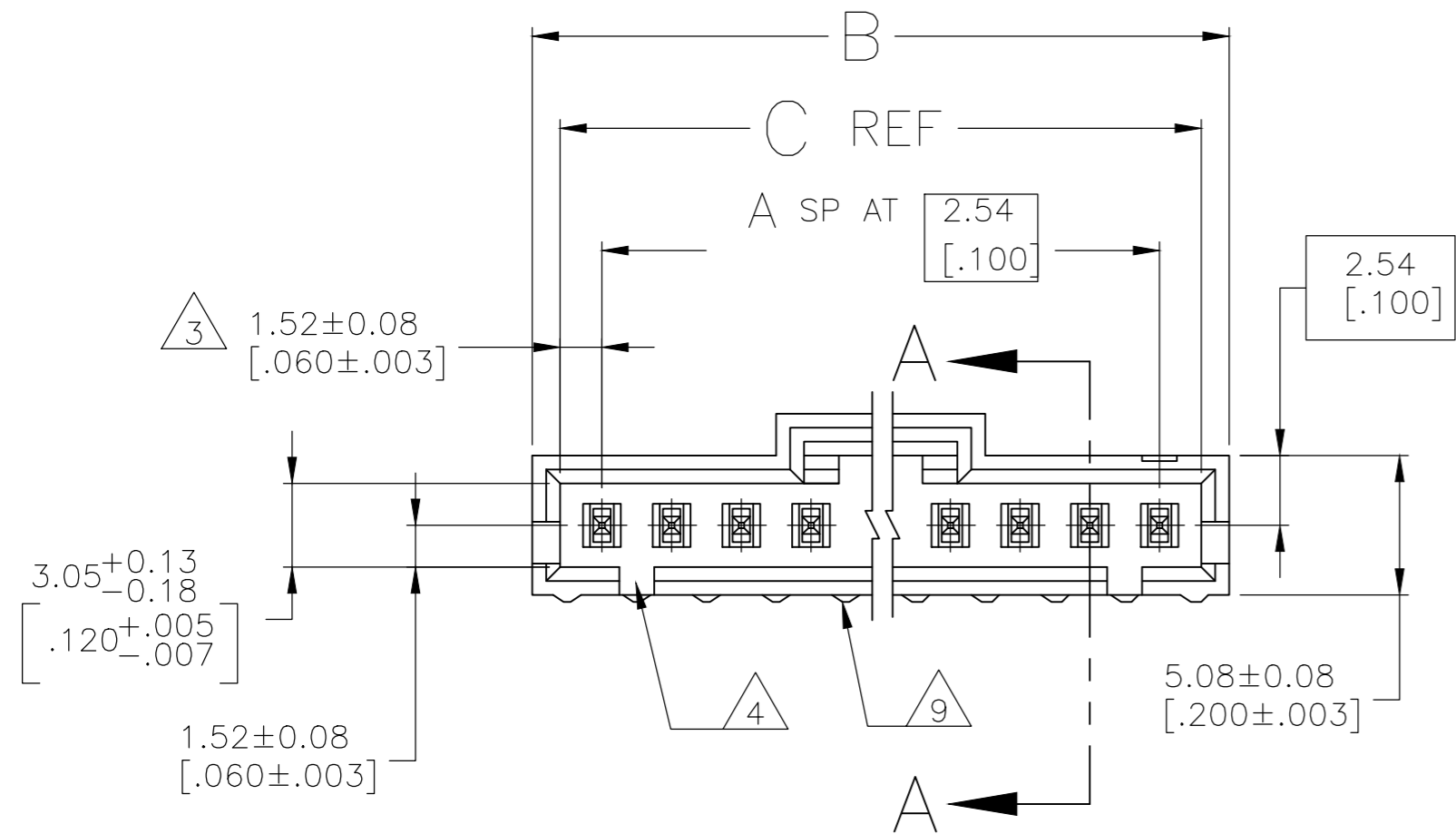
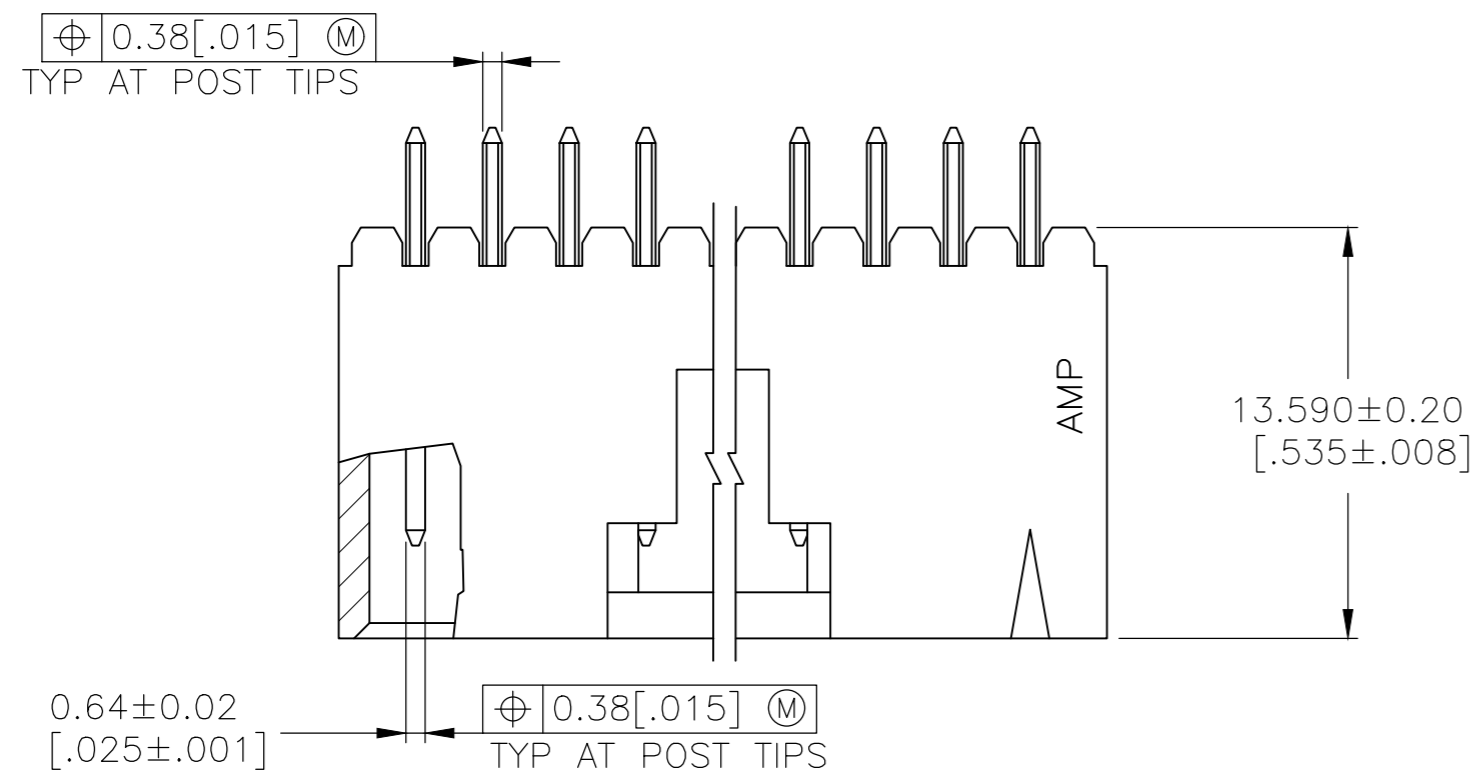
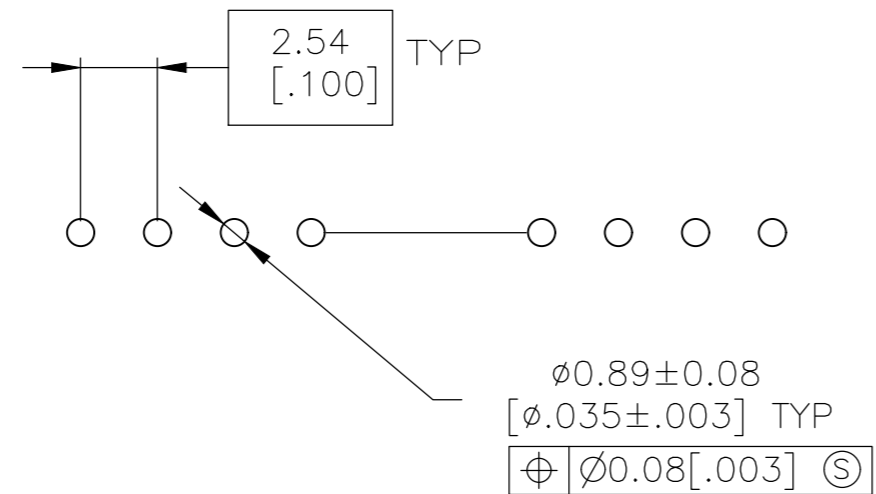


REVISIONS					
P	LTR	DESCRIPTION	DATE	DWN	APVD
	Y	REVISED PER ECR-17-002209	10APR2017	RS	MM
	Z	REVISED PER ECO-17-015890	31OCT2017	RS	MM



SECTION A-A



RECOMMENDED HOLE LAYOUT

- 1 .000100 BRIGHT TIN-LEAD OVER .000050 NICKEL.
- 2 POINT OF MEASUREMENT FOR PLATING THICKNESS.
- 3 THE NOTED DIMENSIONS APPLY AT THE INTERSECTION OF THE POST AND THE HOUSING.
- 4 ON ASSEMBLIES WITH FOUR OR MORE POSITIONS, TWO POLARIZATION SLOTS. ON ASSEMBLIES WITH TWO OR THREE POSITIONS, ONE POLARIZATION SLOT.
- 5 .000100 BRIGHT TIN OVER .000050 NICKEL.
- 6 PRELIMINARY PART-NOT RELEASED FOR PRODUCTION.
- 7 .000100 MATTE TIN OVER .000050 NICKEL.
- 8 HIGH TEMPERATURE CONFIGURATION
- 9 STANDOFFS NOT PRESENT ON UNDERSIDE OF ASSEMBLY
- 10 SUPERSEDED BY P/N 5-103639-2.
- 11 OBSOLETE PARTS: OBSOLETE CIS STREAMLINING PER D.RENAUD/D.SINISI

THIS DRAWING IS A CONTROLLED DOCUMENT.		DWN 05MAR91 S.SHUEY		
DIMENSIONS: mm [INCHES]		CHK 27MAR93 L.CASTAGNA		
TOLERANCES UNLESS OTHERWISE SPECIFIED:		APVD 27MAR93 L.CASTAGNA	NAME	
0 PLC ± -	1 PLC ± -	PRODUCT SPEC	HDR ASY,VERT,SNGL ROW	
2 PLC ± 0.13[.005]	3 PLC ± -	APPLICATION SPEC	2.54[100] C/L 0.64[025] SQ PST,	
4 PLC ± -	ANGLES ± -	108-25034	WITH PLZN<CHNG,AMP MODU MTE	
MATERIAL HOUSING:	FINISH SEE TABLE	114-25026	SIZE A2	CAGE CODE -
		WEIGHT -	DRAWING NO C=103639	RESTRICTED TO -
		CUSTOMER DRAWING	SCALE 4:1	SHEET 1 OF 2
				REV Z

THIS DRAWING IS UNPUBLISHED. RELEASED FOR PUBLICATION 103639 , 103639
 © COPYRIGHT 103639 by - ALL RIGHTS RESERVED.

REVISIONS					
P	LTR	DESCRIPTION	DATE	DWN	APVD
-	-	SEE SHEET 1	-	-	-

REMARKS	PLATING	C	B	A	NO. OF POSN	PART NO.
△9△8	△7	64.01 [2.520]	65.91 [2.595]	24	25	7-103639-4
△9△8	△7	61.47 [2.420]	63.37 [2.495]	23	24	7-103639-3
△9△8	△7	58.93 [2.320]	60.83 [2.395]	22	23	7-103639-2
△9△8	△7	56.39 [2.220]	58.29 [2.295]	21	22	7-103639-1
△9△8	△7	53.85 [2.120]	55.75 [2.195]	20	21	7-103639-0
△9△8	△7	51.31 [2.020]	53.21 [2.095]	19	20	6-103639-9
△9△8	△7	48.77 [1.920]	50.67 [1.995]	18	19	6-103639-8
△9△8	△7	46.23 [1.820]	48.13 [1.895]	17	18	6-103639-7
△9△8	△7	43.69 [1.720]	45.59 [1.795]	16	17	6-103639-6
△9△8	△7	41.15 [1.620]	43.05 [1.695]	15	16	6-103639-5
△9△8	△7	38.61 [1.520]	40.51 [1.595]	14	15	6-103639-4
△9△8	△7	36.07 [1.420]	37.97 [1.495]	13	14	6-103639-3
△9△8	△7	33.53 [1.320]	35.43 [1.395]	12	13	6-103639-2
△9△8	△7	30.99 [1.220]	32.89 [1.295]	11	12	6-103639-1
△9△8	△7	28.45 [1.120]	30.35 [1.195]	10	11	6-103639-0
△9△8	△7	25.91 [1.020]	27.81 [1.095]	9	10	5-103639-9
△9△8	△7	23.37 [.920]	25.27 [0.995]	8	9	5-103639-8
△9△8	△7	20.83 [.820]	22.73 [.895]	7	8	5-103639-7
△9△8	△7	18.29 [.720]	20.19 [.795]	6	7	5-103639-6
△9△8	△7	15.75 [.620]	17.65 [.695]	5	6	5-103639-5
△9△8	△7	13.21 [.520]	15.11 [.595]	4	5	5-103639-4
△9△8	△7	10.67 [.420]	12.57 [.495]	3	4	5-103639-3
△9△8	△7	8.13 [.320]	10.03 [.395]	2	3	5-103639-2
△9△8	△7	5.59 [.220]	7.49 [.295]	1	2	5-103639-1

△11 OBSOLETE
 △11 OBSOLETE
 △11 OBSOLETE
 △11 SUPERSEDED BY 7-103639-1
 △11 OBSOLETE
 △11 SUPERSEDED BY 6-103639-0

REMARKS	PLATING	C	B	A	NO. OF POSN	PART NO.
△8	△5	15.75 [.620]	17.65 [.695]	5	6	3-103639-3
△8	△5	10.67 [.420]	12.57 [.495]	3	4	3-103639-2
△10△8	△5	8.13 [.320]	10.03 [.395]	2	3	3-103639-1
△8	△5	30.99 [1.220]	32.89 [1.295]	11	12	3-103639-0
△8	△5	25.91 [1.020]	27.81 [1.095]	9	10	2-103639-9
△8	△5	20.83 [.820]	22.73 [.895]	7	8	2-103639-8
△6△8	△5	18.29 [.720]	20.19 [.795]	6	7	2-103639-7
△8	△5	13.21 [.520]	15.11 [.595]	4	5	2-103639-6
△8	△5	5.59 [.220]	7.49 [.295]	1	2	2-103639-5
△11△8	△1	64.01 [2.520]	65.91 [2.595]	24	25	2-103639-4
△11△8	△1	61.47 [2.420]	63.37 [2.495]	23	24	2-103639-3
△11△8	△1	58.93 [2.320]	60.83 [2.395]	22	23	2-103639-2
△11△8	△1	56.39 [2.220]	58.29 [2.295]	21	22	2-103639-1
△11△8	△1	53.85 [2.120]	55.75 [2.195]	20	21	2-103639-0
△8	△1	51.31 [2.020]	53.21 [2.095]	19	20	1-103639-9
△8	△1	48.77 [1.920]	50.67 [1.995]	18	19	1-103639-8
△8	△1	46.23 [1.820]	48.13 [1.895]	17	18	1-103639-7
△8	△1	43.69 [1.720]	45.59 [1.795]	16	17	1-103639-6
△8	△1	41.15 [1.620]	43.05 [1.695]	15	16	1-103639-5
△8	△1	38.61 [1.520]	40.51 [1.595]	14	15	1-103639-4
△8	△1	36.07 [1.420]	37.97 [1.495]	13	14	1-103639-3
△8	△1	33.53 [1.320]	35.43 [1.395]	12	13	1-103639-2
△8	△1	30.99 [1.220]	32.89 [1.295]	11	12	1-103639-1
△8	△1	28.45 [1.120]	30.35 [1.195]	10	11	1-103639-0
△8	△1	25.91 [1.020]	27.81 [1.095]	9	10	103639-9
△8	△1	23.37 [.920]	25.27 [0.995]	8	9	103639-8
△8	△1	20.83 [.820]	22.73 [.895]	7	8	103639-7
△8	△1	18.29 [.720]	20.19 [.795]	6	7	103639-6
△8	△1	15.75 [.620]	17.65 [.695]	5	6	103639-5
△8	△1	13.21 [.520]	15.11 [.595]	4	5	103639-4
△8	△1	10.67 [.420]	12.57 [.495]	3	4	103639-3
△8	△1	8.13 [.320]	10.03 [.395]	2	3	103639-2
△8	△1	5.59 [.220]	7.49 [.295]	1	2	103639-1

THIS DRAWING IS A CONTROLLED DOCUMENT.		DWN S.SHUEY 05MAR91	TE Connectivity	
DIMENSIONS: mm [INCHES]		CHK L.CASTAGNA 27MAR93	NAME	
TOLERANCES UNLESS OTHERWISE SPECIFIED: 0 PLC ± - 1 PLC ± - 2 PLC ± 0.13[.005] 3 PLC ± - 4 PLC ± - ANGLES ± -		APVD L.CASTAGNA 27MAR93	PRODUCT SPEC 108-25034	
MATERIAL		FINISH SEE TABLE	APPLICATION SPEC 114-25026	
HOUSING:		WEIGHT -	SIZE A2	CAGE CODE -
		CUSTOMER DRAWING	DRAWING NO C=103639	RESTRICTED TO -
		SCALE 1:1	SHEET 2 of 2	REV Z

Mouser Electronics

Authorized Distributor

Click to View Pricing, Inventory, Delivery & Lifecycle Information:

[TE Connectivity:](#)

[5-103639-2](#)