

Base strip - DFK-MC 1,5/15-GF-3,81 - 1829468

Please be informed that the data shown in this PDF Document is generated from our Online Catalog. Please find the complete data in the user's documentation. Our General Terms of Use for Downloads are valid (<http://phoenixcontact.com/download>)

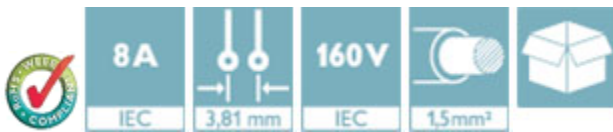


Header, Nominal current: 8 A, Rated voltage (III/2): 160 V, Number of positions: 15, Pitch: 3.81 mm, Connection method: Solder/Slip-on connection, Color: green, Contact surface: Tin, Mounting: Direct mounting

The figure shows a 10-position version of the product

Product Features

- Outside: plug-in connection for corresponding plugs with 3.81 mm pitch
- Headers for assembly in a device/housing panel
- Inside: optional solder or 2.8 mm slip-on plug-in connection
- Separate screw connection with the device/housing panel



Key Commercial Data

Packing unit	1 pc
GTIN	 4 017918 051143
Weight per Piece (excluding packing)	9.72 g
Custom tariff number	85366990
Country of origin	Poland

Technical data

Dimensions

Pitch	3.81 mm
Dimension a	53.34 mm

General

Range of articles	DFK-MC 1,5/...-GF
Insulating material group	I

Base strip - DFK-MC 1,5/15-GF-3,81 - 1829468

Technical data

General

Rated surge voltage (III/3)	2.5 kV
Rated surge voltage (III/2)	2.5 kV
Rated surge voltage (II/2)	2.5 kV
Rated voltage (III/3)	160 V
Rated voltage (III/2)	160 V
Rated voltage (II/2)	320 V
Connection in acc. with standard	EN-VDE
Nominal current I_N	8 A
Nominal cross section	1.5 mm ²
Maximum load current	8 A
Insulating material	PA
Flammability rating according to UL 94	V0
Number of positions	15

Connection data

Conductor cross section solid min.	0.14 mm ²
Conductor cross section solid max.	1.5 mm ²
Conductor cross section flexible min.	0.14 mm ²
Conductor cross section flexible max.	1.5 mm ²
Conductor cross section AWG min.	28
Conductor cross section AWG max.	16

Standards and Regulations

Connection in acc. with standard	EN-VDE
	CSA
Flammability rating according to UL 94	V0

Classifications

eCl@ss

eCl@ss 4.0	272607xx
eCl@ss 4.1	27260701
eCl@ss 5.0	27260701
eCl@ss 5.1	27141190
eCl@ss 6.0	27260704
eCl@ss 7.0	27440402
eCl@ss 8.0	27141134
eCl@ss 9.0	27141134

Base strip - DFK-MC 1,5/15-GF-3,81 - 1829468

Classifications

ETIM

ETIM 3.0	EC001283
ETIM 4.0	EC001283
ETIM 5.0	EC001283

UNSPSC

UNSPSC 6.01	30211810
UNSPSC 7.0901	39121409
UNSPSC 11	39121409
UNSPSC 12.01	39121409
UNSPSC 13.2	39121409

Approvals

Approvals

Approvals

CSA / VDE Gutachten mit Fertigungsüberwachung / IECEx CB Scheme / CCA / EAC / cULus Recognized / EAC

Ex Approvals

Approvals submitted

Approval details


CSA	
Nominal current IN	8 A
Nominal voltage UN	150 V

VDE Gutachten mit Fertigungsüberwachung	
mm ² /AWG/kcmil	0.2-1.5

Base strip - DFK-MC 1,5/15-GF-3,81 - 1829468

Approvals

Nominal current IN	8 A
Nominal voltage UN	160 V

IECEE CB Scheme 	
mm ² /AWG/kcmil	0.2-1.5
Nominal current IN	8 A
Nominal voltage UN	160 V

CCA	
mm ² /AWG/kcmil	0.2-1.5
Nominal current IN	8 A
Nominal voltage UN	160 V

EAC

cULus Recognized		
	B	D
Nominal current IN	8 A	8 A
Nominal voltage UN	300 V	300 V

EAC

Accessories

Accessories

Coding element

Coding profile - CP-MSTB - 1734634

Coding profile, is inserted into the slot on the plug or inverted header, red insulating material



Base strip - DFK-MC 1,5/15-GF-3,81 - 1829468

Accessories

Labeled terminal marker

Marker card - SK 3,81/2,8:FORTL.ZAHLEN - 0804109



Marker card, Card, white, labeled, Horizontal: Consecutive numbers 1 - 10, 11 - 20, etc. up to 91 - (99)100, Mounting type: Adhesive, for terminal block width: 3.81 mm, Lettering field: 3.81 x 2.8 mm

Mounting material

Screw set - DFK-MC SS - 0710015



Screw set, for securing the header to the housing wall, consists of M2 x 8 screw, spring washer and nut, 1 piece each

Screwdriver tools

Screwdriver - SZS 0,4X2,5 VDE - 1205037



Screwdriver, slot-headed, VDE insulated, size: 0.4 x 2.5 x 80 mm, 2-component grip, with non-slip grip

Additional products

Printed-circuit board connector - MC 1,5/15-STF-3,81 - 1827839



Plug component, Nominal current: 8 A, Rated voltage (III/2): 160 V, Number of positions: 15, Pitch: 3.81 mm, Connection method: Screw connection with tension sleeve, Color: green, Contact surface: Tin

Base strip - DFK-MC 1,5/15-GF-3,81 - 1829468

Accessories

Printed-circuit board connector - FRONT-MC 1,5/15-STF-3,81 - 1850987



Plug component, Nominal current: 8 A, Rated voltage (III/2): 160 V, Number of positions: 15, Pitch: 3.81 mm, Connection method: Front screw connection, Color: green, Contact surface: Tin

Printed-circuit board connector - MCVW 1,5/15-STF-3,81 - 1828621



Plug component, Nominal current: 8 A, Rated voltage (III/2): 160 V, Number of positions: 15, Pitch: 3.81 mm, Connection method: Screw connection with tension sleeve, Color: green, Contact surface: Tin

Printed-circuit board connector - MCC 1/15-STZF-3,81 - 1852493



Plug component, Nominal current: 8 A, Rated voltage (III/2): 160 V, Number of positions: 15, Pitch: 3.81 mm, Connection method: Crimp connection, Color: green, Corresponding female crimp contacts with current [A] and conductor cross section range [mm²] data: 5A/MCC-MT 0,2-0,35 (1859988); 8A/MCC-MT 0,5-1,0 (1859991)

Printed-circuit board connector - QC 0,5/15-STF-3,81 - 1897678



Plug component, Nominal current: 6 A, Rated voltage (III/2): 200 V, Number of positions: 15, Pitch: 3.81 mm, Connection method: Displacement connection, Color: green, Contact surface: Tin

Printed-circuit board connector - FK-MCP 1,5/15-STF-3,81 - 1851368



Plug component, Nominal current: 8 A, Rated voltage (III/2): 160 V, Number of positions: 15, Pitch: 3.81 mm, Connection method: Push-in spring connection, Color: green, Contact surface: Tin

Base strip - DFK-MC 1,5/15-GF-3,81 - 1829468

Accessories

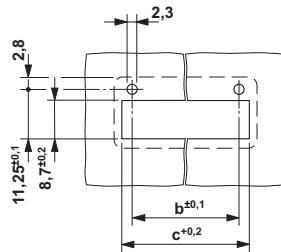
Printed-circuit board connector - MCVR 1,5/15-STF-3,81 - 1828472



Plug component, Nominal current: 8 A, Rated voltage (III/2): 160 V, Number of positions: 15, Pitch: 3.81 mm, Connection method: Screw connection with tension sleeve, Color: green, Contact surface: Tin

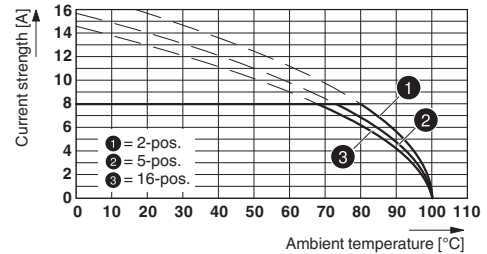
Drawings

Drilling diagram



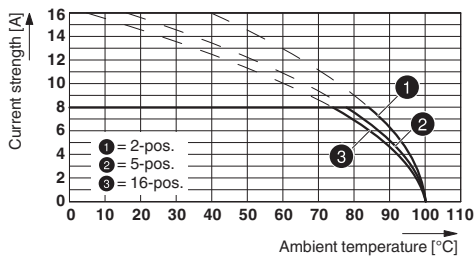
Dimension b: 6.19 mm + (no. of pos. x 3.81 mm)
Dimension c: Dim. b + 4.7 mm

Diagram



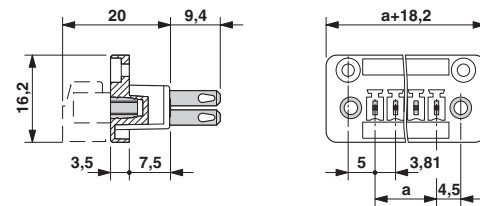
Type: MC 1,5/...-STF-3,81 with DFK-MC 1,5/...-GF-3,81 (with flat plug)

Diagram



Type: MC 1,5/...-STF-3,81 with DFK-MC 1,5/...-GF-3,81 (with solder connection)

Dimensional drawing



Mouser Electronics

Authorized Distributor

Click to View Pricing, Inventory, Delivery & Lifecycle Information:

[Phoenix Contact:](#)

[1829468](#)