

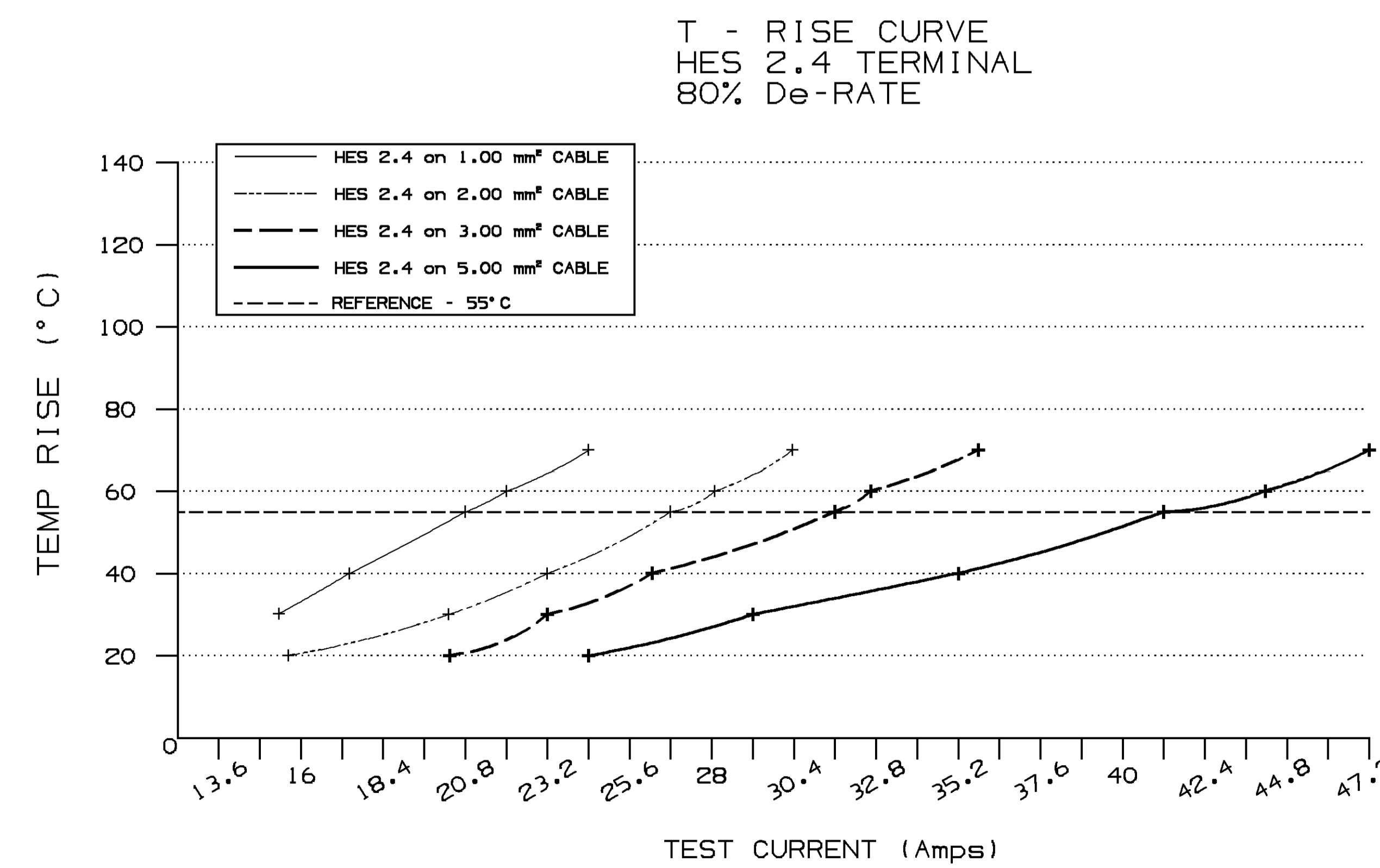
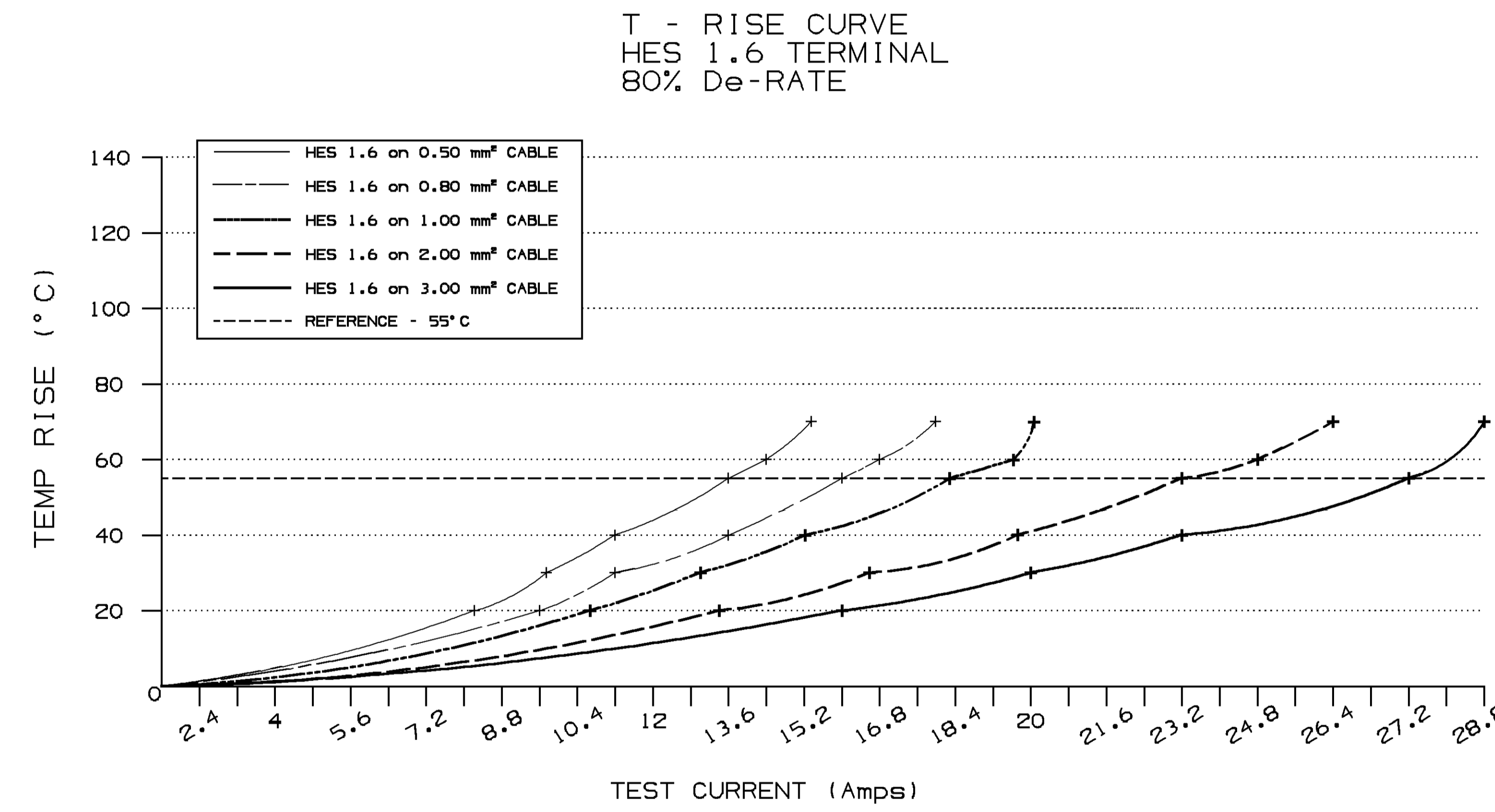
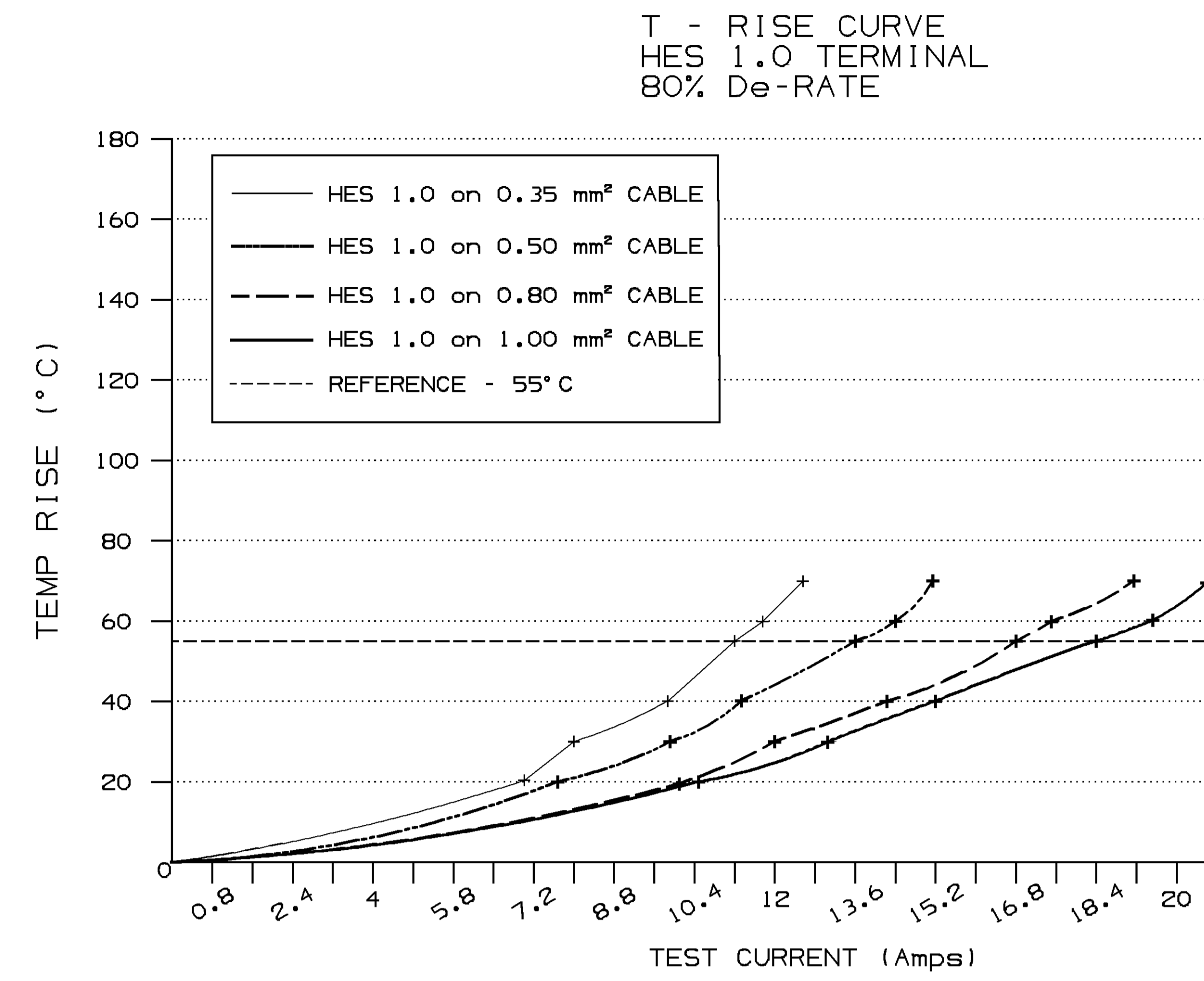
HES TERMINAL FAMILY	WIRE GAGE (mm ²)	TEMPERATURE RISE CREATED BY					
		CONTINUOUS CURRENT (Amps) - 80% DeRATED					
		20C RISE	30C RISE	40C RISE	55C RISE	60C RISE	70C RISE
1.0 mm (SIZE 20) TERMINALS	0.35	7	8	9.5	11.2	11.8	12.6
	0.50	7.6	9.6	11.5	13.6	14.4	15.1
	0.80	9.8	12	14	16.8	17.5	19
	1.00	10.5	13	15.2	18.4	19.2	20.5
1.6 mm (SIZE 16) TERMINALS	0.50	8	9.6	11.4	13.6	14.4	15.4
	0.80	9.6	11.2	13.6	16	16.8	18
	1.00	10.6	13	15.3	18.2	19.2	20.6
	2.00	13.4	16.6	19.6	23.2	24.8	26.4
2.4 mm (SIZE 12) TERMINALS	3.00	16	20	23.2	27.2	28.8	X
	1.00	X	15.1	17.8	20.8	22	24
	2.00	15.4	19.4	23.2	27.2	28.1	30.3
	3.00	19.8	23.2	26.2	31.2	32.5	35.5
	5.00	24	29.8	35.2	41.5	44	47.2

TOTAL TEMPERATURE SHOULD ≤ 125° C
TOTAL TEMPERATURE = AMBIENT (APPLICATION) TEMP + T - RISE

FEMALE PN's		MALE PN's		SIZE	RECOMMENDED WIRE GAGE (mm ²)	INSULATION TYPE
NICKEL	GOLD	NICKEL	GOLD			
13711546	13711547	13654423	13654424	1.0	0.35 - 0.50	TXL
13654421	13654422	13711542	13711543	1.0	0.35 - 0.50	G/SXL
13711548	13711549	13711544	13711545	1.0	0.75 - 1.00	TXL
13663727	13663728	13663723	13663724	1.0	0.75 - 1.00	G/SXL
13697414	13697417	13697408	13697411	1.6	0.50 - 0.80	TXL
13663718	13690835	13663715	13690838	1.6	0.50 - 0.80	G/SXL
13697415	13697418	13697409	13697412	1.6	1.00 - 1.50	TXL
13663719	13690836	13663716	13690839	1.6	1.00 - 1.50	G/SXL
13697416	13697419	13667410	13697413	1.6	2.00 - 3.00	TXL
13663720	13690837	13663717	13690840	1.6	2.00 - 3.00	G/SXL
13783287	13783295	13783263	13783273	2.4	0.75 - 1.00	TXL
13783288	13783296	13783264	13783276	2.4	0.75 - 1.00	G/SXL
13783289	13783297	13783265	13783277	2.4	1.50 - 2.50	TXL
13783290	13783298	13783266	13783280	2.4	1.50 - 2.50	G/SXL
13783291	13783299	13783267	13783282	2.4	2.00 - 3.00	TXL
13783292	13783300	13783268	13783283	2.4	2.00 - 3.00	G/SXL
13783293	13783301	13783269	13783284	2.4	4.00 - 6.00	TXL

NOTES

- T-RISE CHARTS SHOULD BE USED AS A TOOL WHEN SELECTING HES TERMINALS FOR VARIOUS CURRENT LOADS AND APPLICATIONS.
DELPHI RECOMMENDS MEASURING TERMINAL TEMPERATURES IN THE ACTUAL APPLICATION TO VERIFY ACCEPTABLE T-RISE.
- PLEASE CONTACT DCS CUSTOMER SERVICE FOR RECOMMENDED CRIMP DIMENSIONS FOR VARIOUS CABLE SPECIFICATIONS.
- ALL HES TERMINALS HAVE BEEN CRIMP VALIDATED TO SAE AND DIN CABLE SPECIFICATIONS



DELPHI
DELPHI PACKARD ELECTRICAL/ELECTRONIC ARCHITECTURE
WARREN, OH

APPROV'D DAMIAN CERRERO	DATE 060C11
APPROV'D PAUL G. DEPOMPEI	DATE 100C11
PUBLISHED DATE 13FE12	
DRAWING NAME TAXI TERM HES UNKN	
DRAWING NUMBER 13922721	

UNLESS OTHERWISE SPECIFIED
WHEN APPLICABLE, EQUIVALENT PART NUMBERS MAY BE SUBSTITUTED FOR ANY OF THE PART NUMBERS SHOWN IN THE CHARTS ON THIS DRAWING.
* THE VALUES REPRESENT THE CAVITY CAPABILITIES. THE ACTUAL TERMINAL CRIMP DIMENSIONS MUST BE LESS THAN THE VALUES SHOWN.

Mouser Electronics

Authorized Distributor

Click to View Pricing, Inventory, Delivery & Lifecycle Information:

[Aptiv:](#)

[13690835-L](#) [13663716-L](#) [13697411-L](#) [13711549-L](#) [13711545-L](#) [13711544-L](#) [13690837-L](#) [13654423-L](#) [13690836-L](#) [13654424-L](#) [13690840-L](#) [13663728-L](#) [13663720-L](#) [13663719-L](#) [13711542-L](#) [13697415-L](#) [13697410-L](#)