



Ultra-Fast Fully Insulated FASTON Receptacles and Tabs

Product Facts

- One-piece Fully Insulated Premier Line FASTON Receptacle crimp helps prevent shock and short hazards
- Designed for correct lead-in of tab
- Designed for full mating with a variety of tab styles including those with shoulders
- Funnel wire entry
- Wire Stop
- Visual inspection of crimp and wire brush
- Assemblies are color-coded by wire size
- Assemblies contain wire size and tab size designation
- Mating tab thickness marked on terminal and visible through housing (.110, .187 and .205 Series)
- Application tooling available to meet production requirements
- Tin plated copper alloy terminals
- UL rated at + 105°C
- Terminates 26-10 AWG solid, fused and stranded wire (Flags terminate stranded wire only)

Performance Capabilities

- Meets UL-310 specification for quick connect terminals; UL listed under File No. E-66717 
- Meets CSA C22.2, No. 153 specification for quick connect terminals; CSA Certified under File No. LR 7189 
- 600-volt application capability (1,000 volts for signs and fixtures)



The Ultra-Fast Fully Insulated FASTON Receptacle and Tab offers the advantage of a completely protected terminal and a wire crimp with comparable electromechanical performance to open barrel "F" crimp FASTON Terminals. The "User-Friendly" design combines easy mating with rounded corners. The .187 and .250 series receptacles incorporate a two-stage roll configuration and a cantilever mounted dimple which provides easy insertion and multiple independent points of contact for reduced tab interface resistance.

Ultra-Fast Fully Insulated FASTON Receptacles, Flag Receptacles and Tabs preclude the need for costly electrical safety interlocks or special protective shields to help prevent shock hazards. In addition, electrical short circuits from exposed leads are eliminated, even in equipment requiring close contact spacing.

The Ultra-Fast FASTON Receptacle, Flag Receptacle

and Tab are preinsulated assemblies featuring a housing molded from type 6/6 nylon material with a +130°C UL temperature rating.

The Ultra-Fast FASTON Receptacle housing completely encloses a tin plated copper alloy Premier FASTON receptacle which has been stress-relieved for increased durability and resistance to abuse. The FASTON receptacle is recessed sufficiently within the housing to allow its use in 600-volt applications. The receptacle portion of the terminal is designed for positive mating with a variety of tabs, including those with shoulders. The housing has a slotted membrane which is displaced by two tab shoulders allowing proper engagement of tab and receptacle while maintaining the fully insulated characteristic.

Positive entry and lead-in of the tab is provided by the inner housing wall and the lead-in on the terminal rolls.

This permits positive engagement, even in blind mating locations.

The Ultra-Fast FASTON Tab housing completely encloses a tin plated copper alloy FASTON tab. The FASTON tab is recessed sufficiently within the housing to allow its use in 600-volt applications. The housing is designed to completely encapsulate the tab and receptacle when the two are mated.

Quality control is easily maintained. The nylon housing is translucent, allowing visual inspection of the termination. In addition, a crimp code on the platform hand tool is indented into the housing during the crimping operation which identifies that the proper crimp dies were used.

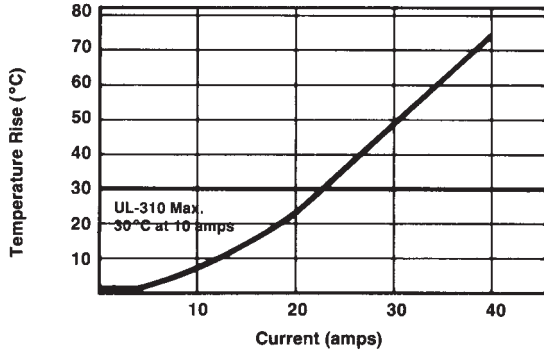
Depending on production requirements, TE provides a complete selection of terminating equipment from hand tools to automatic lead makers.

Ultra-Fast Fully Insulated FASTON Receptacles and Tabs (Continued)

Test Specifications

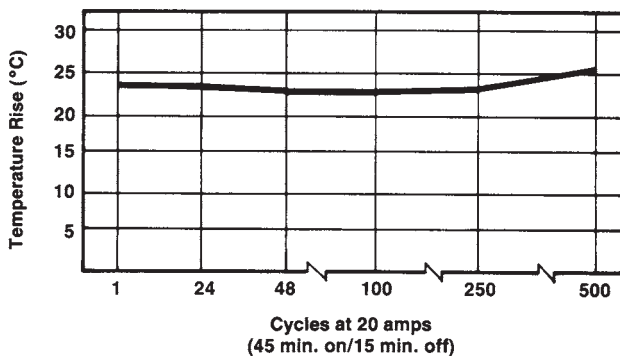
The following information and accompanying graphs are taken from TE Product Qualification Testing of Ultra-Fast FASTON product. Tests were conducted on representative production samples, and all values shown are averages of group results. The values shown are typical results and may vary due to differences in processing, application and methods of testing.

Current vs. Temperature Rise (16 AWG)



The heat generated by the current passing through a termination is a primary limit to the load-carrying capabilities of the application. A low termination resistance will produce a lower temperature rise as current is applied. In order to evaluate this characteristic, UL has established current ratings for each wire size and set a maximum temperature rise to assure safe operation. For example, 16 AWG stranded wire has a UL 310 maximum temperature rise of 30°C above ambient temperature at the rated current of 10 amps. In the testing of the Ultra-Fast FASTON product applied to 16 AWG wire, the temperature rise was found to be below 10°C at the rated current. In fact, the temperature rise did not exceed 30°C until the current was above 20 amps, more than twice the rated current.

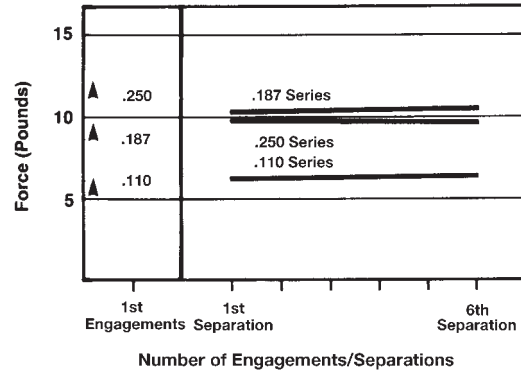
Current Cycling vs. Temperature Rise (16 AWG)



Maintaining a safe temperature rise during cyclic applications of excessive current is the toughest challenge for the crimp-thru-plastic concept. The ability of the Ultra-Fast FASTON product line to meet this goal sets it apart from other preinsulated terminations. TE's experience in crimp development results in a termination that exhibits stable heating characteristics which are well within the safety requirements of the industry.

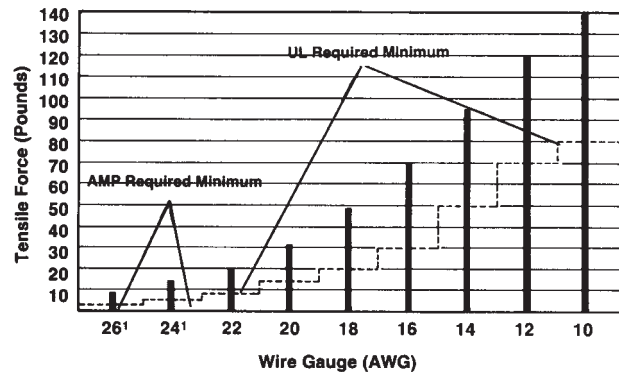
To test a product, it must be subjected to 500 on and off cycles at twice the rated current for the particular wire size. The temperature rise is measured on the 24th cycle and the 500th cycle. The maximum temperature rise is limited to 85°C above ambient temperature with a maximum of 15°C increase on any sample between the 24th and 500th cycles. Our testing of 16 AWG wire application indicated a 25.5°C maximum temperature rise up to 500 cycles, with a maximum increase of 0.8°C from the 24th to the 500th cycle for one sample in the test group.

Engagement/Separation



The forces caused by the rolls of FASTON style terminals determine the contact interface integrity of a mated receptacle and tab. These forces must be high enough to prevent oxidation and corrosion from forming inside the contact area. As these forces are raised to increase the electrical performance, the engagement and separation forces for mating the contacts are significantly increased. For this reason, the Premier Low Insertion Force FASTON concept of receptacle design has been carried over to the Ultra-Fast FASTON products. This feature provides consistent engagement and separation forces while maintaining a high standard of electrical reliability.

Crimp Tensile



¹ UL does not have requirements for wire gauges below 22 AWG. **Note:** Minimum requirements are per TE specifications.

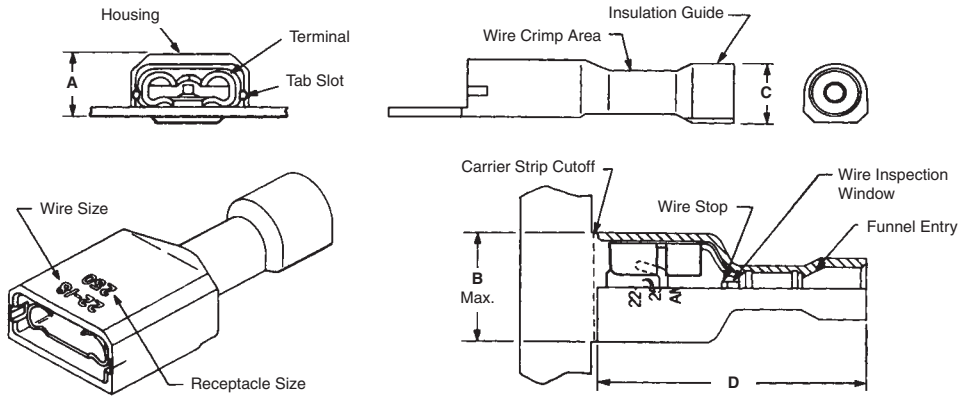
The crimp tensile strength of a wire-to-terminal connection is important in guarding against such hazards as wire flexing, vibration and wire strain. However, maximum tensile strength does not insure maximum electrical performance. An acceptable compromise between tensile strength and electrical performance must always be reached, using recommended crimp heights.

Ultra-Fast Fully Insulated FASTON Receptacles and Tabs (Continued)

Ultra-Fast Fully Insulated FASTON Receptacles

Material

- Housing** — Nylon Type 6/6
- Flammability** — UL 94 V-2
- Terminal** — Tin plated, copper alloy
- Color Code (Translucent)**
- Violet** — 26-22 AWG
- Red** — 22-18 AWG
- Blue** — 16-14 AWG
- Yellow** — 12-10 AWG



| Description | Wire Range AWG | Ins. Dia. Max. | Dimensions | | | | Mating Tab | Terminal Base Material | Part Numbers | | |
|---------------------|-------------------|-------------------|---------------|---------------|----------------------------|----------------------------|--------------------------------------|----------------------------|--------------------------------------|--------------------------------------|------------|
| | | | A | B | C | D | | | Strip | Loose Piece | |
| .110/.125 Series | 26-22 | .100 2.54 | .145 3.68 | .275 6.99 | .138 3.51 | .735 18.67 | .020 x .110/.125 0.51 x 2.79/3.18 | Brass | 7-520365-2 ¹ | 7-520366-2 ¹ | |
| | | | | | | | | | 2-520080-2 ¹ | 2-520081-2 ¹ | |
| | 22-18 | .120 3.05 | .160 4.06 | .275 6.99 | .167 4.24 | .735 18.67 | .020 x .110/.125 0.51 x 2.79/3.18 | Brass | 2-520083-2 | 2-520084-2 | |
| | | | | | | | | | .032 x .110/.125 0.81 x 2.79/3.18 | 2-520272-2 ³ | 2-520273-2 |
| | | | | | | | | | | .020 x .110/.125 0.51 x 2.79/3.18 | 2-520306-2 |
| | | | | | | | | | .032 x .110/.125 0.81 x 2.79/3.18 | | 2-520310-2 |
| | 16-14 | .260 6.60 | .175 4.45 | .275 6.99 | .325 8.26 | .865 21.97 | .020 x .110/.125 0.51 x 2.79/3.18 | Brass | | 3-520370-2 ² | — |
| | | | | | | | | | .020 x .187 0.51 x 4.75 | 2-520181-2 ³ | 2-520182-2 |
| | .135 3.43 | .165 4.19 | .336 8.53 | .200 5.08 | .855 21.72 | .032 x .187 0.81 x 4.75 | Phos. Brz. | 2-520181-4 | | — | — |
| | | | | | | | | | .032 x .187 0.81 x 4.75 | 2-520193-2 ³ | 2-520194-2 |
| .187 Series | 22-18 | .230 5.84 | .165 4.19 | .336 8.53 | .295 7.49 | .935 23.75 | .020 x .187 0.51 x 4.75 | Brass | | 2-520261-2 ³ | 2-520262-2 |
| | | | | | | | | | .032 x .187 0.81 x 4.75 | 2-520274-2 | 2-520275-2 |
| | 16-14 | .160 4.06 | .185 4.70 | .336 8.53 | .225 5.72 | .855 21.72 | .020 x .187 0.51 x 4.75 | Brass | | 3-350815-2 | 3-350816-2 |
| | | | | | | | | | .032 x .187 0.81 x 4.75 | 3-520124-2 ³ | 3-520125-2 |
| .260 6.60 | .185 4.70 | .336 8.53 | .325 8.26 | .935 23.75 | .020 x .187 0.51 x 4.75 | Phos. Brz. | 3-520150-2 | 3-520151-2 | | — | |
| | | | | | | | | .032 x .187 0.81 x 4.75 | 3-520276-2 ³ | — | |
| .205 Series | 22-18 | .135 3.43 | .195 4.95 | .409 10.39 | .200 5.08 | .855 21.72 | .020 x .205 0.81 x 5.21 | | Brass | 2-521406-2 | — |
| | | | | | | | | .032 x .205 0.81 x 5.21 | | 2-521308-2 | — |
| .250 Series | 22-18 | .135 3.43 | .195 4.95 | .409 10.39 | .200 5.08 | .855 21.72 | .032 x .250 0.81 x 6.35 | | Brass | 2-520183-2 ³ | 2-520184-2 |
| | | | | | | | | .032 x .250 0.81 x 6.35 | | Phos. Brz. | 2-520183-4 |
| | .230 5.84 | .195 4.95 | .409 10.39 | .295 7.49 | .935 23.75 | .032 x .250 0.81 x 6.35 | Phos. Brz. | | 2-520263-2 | 2-520264-2 | — |
| | | | | | | | | .032 x .250 0.81 x 6.35 | | 2-520263-4 | — |
| 16-14 | .160 4.06 | .195 4.95 | .409 10.39 | .225 5.72 | .855 21.72 | .032 x .250 0.81 x 6.35 | Phos. Brz. | | 3-350819-2 | 3-350820-2 | |
| | | | | | | | | .032 x .250 0.81 x 6.35 | 3-520116-2 | 3-520117-2 | |
| .260 6.60 | .195 4.95 | .409 10.39 | .325 8.26 | .935 23.75 | .032 x .250 0.81 x 6.35 | Phos. Brz. | 3-520140-2 | | 3-520141-2 | — | |
| | | | | | | | | .032 x .250 0.81 x 6.35 | 3-520140-4 | — | |
| 12-10 | .320 8.13 | .250 6.35 | .409 10.39 | .388 9.86 | .935 23.75 | .032 x .250 0.81 x 6.35 | Brass | | 4-520447-2 ³ | 4-520448-2 | |

¹ UL Recognized, CSA Certified.
² UL Recognized 8 AMPS Max. CSA Certified.
³ Available with black insulator — Part Number 9-XXXXXX-2.

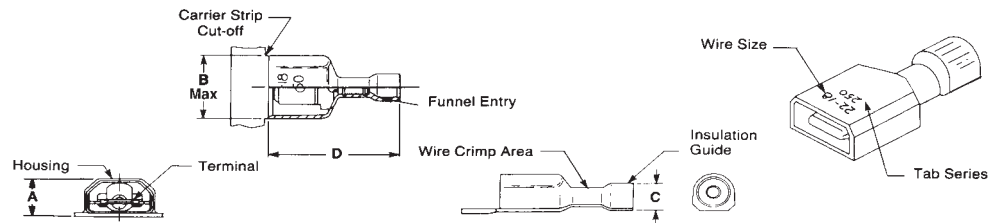
Note: All part numbers are RoHS compliant.

Ultra-Fast Fully Insulated FASTON Receptacles and Tabs (Continued)

Ultra-Fast Fully Insulated FASTON Tabs

Material

- Housing** — Nylon Type 6/6
- Flammability** — UL 94 V-2
- Terminal** — Tin plated, copper alloy
- Color Code (Translucent)**
- Red** — 22-18 AWG
- Blue** — 16-14 AWG
- Yellow** — 12-10 AWG

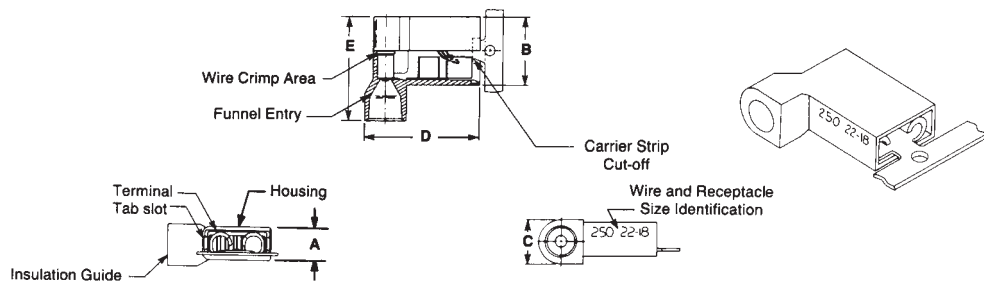


| Description | Wire Range AWG | Ins. Dia. Max. | Dimensions | | | | | Tab Size | Terminal Base Material | Part Numbers | |
|-------------|----------------|----------------|------------|-------|-------|-------------|-------------|------------|------------------------|--------------|-------------|
| | | | A | B | C | D | Strip | | | Loose Piece | |
| .250 Series | 22-18 | .135 | .290 | .522 | .205 | .855 | .032 x .250 | Brass | 2-520102-2 | 2-520103-2 | |
| | | 3.43 | 7.37 | 13.26 | 5.21 | 21.72 | 0.81 x 6.35 | | | | |
| | | .230 | .290 | .522 | .295 | .935 | .032 x .250 | | | | |
| | 16-14 | 5.84 | 7.37 | 13.26 | 7.49 | 23.75 | 0.81 x 6.35 | Brass | 2-521144-2 | 2-521192-2 | |
| | | .160 | .290 | .522 | .230 | .855 | .032 x .250 | | | | |
| | | 4.06 | 7.37 | 13.26 | 8.26 | 23.75 | 0.81 x 6.35 | | | | |
| 12-10 | .260 | .290 | .522 | .325 | .935 | .032 x .250 | Brass | 3-521142-2 | 3-521191-2 | | |
| | 6.60 | 7.37 | 13.26 | 8.26 | 23.75 | 0.81 x 6.35 | | | | | |
| .187 Series | 22-18 | .320 | .352 | .522 | .388 | .935 | .032 x .250 | Brass | 4-521097-2 | 4-521098-2 | |
| | | 8.13 | 8.94 | 13.26 | 9.86 | 23.75 | 0.81 x 6.35 | | | | |
| | | | | | | | | Brass | 2-521102-2 | 2-521103-2 | |
| | | | | | | | | | | | .020 x .187 |
| | | | | | | | | Brass | 2-521104-2 | 2-521105-2 | |
| | | | | | | | | | | | |

Ultra-Fast Fully Insulated FASTON Flag Receptacles

Material

- Housing** — Nylon Type 6/6
- Flammability** — UL 94 V-2
- Terminal** — Tin plated, copper alloy
- Color Code (Translucent)**
- Red** — 22-18 AWG
- Blue** — 16-14 AWG
- Yellow** — 12-10 AWG



| Description | Wire Range ¹ AWG | Ins. Dia. Max. | Dimensions | | | | | Mating Tab | Terminal Base Material | Part Numbers | | |
|-------------|-----------------------------|----------------|-------------|-------------|------|-------|-------|-------------|------------------------|-------------------------|-------------|------------|
| | | | A | B | C | D | E | | | Strip | Loose Piece | |
| | 22-18 | .165 | .187 | .320 | .235 | .636 | .515 | .020 x .187 | Brass | 2-520334-2 ² | 2-520335-2 | |
| | | 4.19 | 4.75 | 8.13 | 5.97 | 16.15 | 13.08 | 0.51 x 4.75 | | | | |
| | | .032 x .187 | 0.81 x 4.75 | | | | | | | | | |
| | .187 Series | 16-14 | .185 | .187 | .320 | .255 | .632 | .515 | .020 x .187 | Brass | 3-520338-2 | 3-520339-2 |
| | | | 4.70 | 4.75 | 8.13 | 6.48 | 16.05 | 13.08 | 0.51 x 4.75 | | | |
| | | | .032 x .187 | 0.81 x 4.75 | | | | | | | | |
| | 16-14 | .260 | .187 | .320 | .325 | .668 | .565 | .020 x .187 | Brass | 3-520997-2 | — | |
| | | 6.60 | 4.75 | 8.13 | 8.26 | 16.97 | 14.35 | 0.51 x 4.75 | | | | |
| | | .032 x .187 | 0.81 x 4.75 | | | | | | | | | |
| .205 Series | 22-18 | .165 | .187 | .385 | .235 | .636 | .580 | .032 x .205 | Brass | 2-521164-2 | — | |
| | | 4.19 | 4.75 | 9.78 | 5.97 | 16.15 | 14.73 | 0.81 x 5.21 | | | | |
| | 22-18 | .165 | .187 | .385 | .235 | .636 | .580 | .032 x .250 | Brass | 2-520128-2 | 2-520129-2 | |
| | | 4.19 | 4.75 | 9.78 | 5.97 | 16.15 | 14.73 | 0.81 x 6.35 | | | | |
| | | .230 | .187 | .385 | .295 | .665 | .630 | .032 x .250 | | | | |
| | .250 Series | 16-14 | 5.84 | 4.75 | 9.78 | 7.49 | 16.89 | 16.00 | 0.81 x 6.35 | Brass | 2-520856-2 | — |
| | | | .185 | .187 | .385 | .255 | .632 | .580 | .032 x .250 | | | |
| | | | 4.70 | 4.75 | 9.78 | 6.48 | 16.05 | 14.73 | 0.81 x 6.35 | | | |
| | 16-14 | .260 | .187 | .385 | .325 | .668 | .630 | .032 x .250 | Brass | 3-520132-2 ² | 3-520133-2 | |
| | | 6.60 | 4.75 | 9.78 | 8.26 | 16.97 | 16.00 | 0.81 x 6.35 | | | | |

¹ Stranded wire only.
² Available with black insulator — Part Number 9-XXXXXX-2.



Note: All part numbers are RoHS compliant.

Ultra-Fast Plus Fully Insulated FASTON Receptacles and Tabs

Product Facts

- One-piece fully insulated premier line FASTON receptacle with insulation crimp helps prevent shock and short hazards
- Designed for correct lead-in of tab
- Designed for full mating with a variety of tab styles including those with shoulders
- Funnel wire entry
- Wire stop
- Visual inspection of crimp and wire brush
- Assemblies are color-coded by wire size
- Assemblies contain wire size and tab size designation
- Mating tab thickness marked on terminal and visible through housing (110 and 187 series)
- Application tooling available to meet production requirements
- Tin plated copper alloy terminals
- UL rated at +105°C
- Terminates 22-14 AWG solid, fused and stranded wire
- Complies with the IEC 380, 601, 950, and UL 1950 requirements for a secondary means of insulation fixing

Performance Capabilities

- Meets UL-310 specification for quick connect terminals; UL listed under File No. E-66717 
- Meets CSA C22.2, No.153 specification for quick connect terminals; CSA certified under File No. LR 7189 
- 600-volt application capability (1,000 volts for signs and fixtures)

- Tested by TUV File No. E9071003 as suitable for end product certification to the following standards:

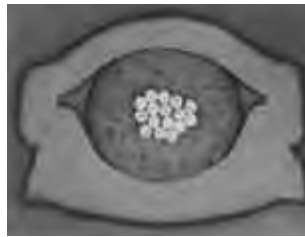
EN 60 950/09.87

DIN IEC 380/VDE 0806/08.81

DIN IEC 601-1 Part 1/VDE 0750 T1/05.82

DIN VDE 0700 T1/02.81

Ultra-Fast Plus fully insulated FASTON receptacles and tabs offer all the advantages of the standard Ultra-Fast product plus an insulation crimp.



Insulation Crimp Cross Section

Ultra-Fast Plus fully insulated FASTON receptacles and tabs preclude the need for costly electrical safety interlocks or special protective shields to help prevent shock hazards. In addition, electrical short circuits from exposed leads are eliminated, even in equipment requiring close contact spacing.

Ultra-Fast Plus FASTON receptacles and tabs are preinsulated assemblies featuring a co-molded housing produced from two different nylon materials. The receptacle/ tab and wire barrel portions of the



housing are molded from type 6/6 nylon material with a +130°C UL temperature rating. The insulation barrel is molded from a premium grade nylon selected to retain the insulation crimp shape. This premium nylon exhibits minimal springback, thus providing actual insulation crimp tensile strength as well as strain relief for applications where extreme wire dressing and/or vibration are present.

The Ultra-Fast Plus FASTON receptacle housing completely encloses a tin plated copper alloy premier FASTON receptacle which has been stress relieved for increased durability and resistance to operator abuse. The FASTON receptacle is recessed sufficiently within the housing to allow its use in 600-volt applications. The receptacle portion of the terminal is designed for positive mating with a variety of tabs, including those with shoulders. The housing has a slotted membrane which is displaced by two tab shoulders allowing proper

engagement of tab and receptacle while maintaining the fully insulated characteristics.

Positive entry and lead-in of the tab is provided by the inner housing wall and the lead-in on the terminal rolls. This permits positive engagement, even in blind mating locations.

The Ultra-Fast Plus FASTON tab housing completely encloses a tin plated copper alloy FASTON tab. The FASTON tab is recessed sufficiently within the housing to allow its use in 600-volt applications. The housing is designed to completely encapsulate the tab and receptacle when the two are mated.

Quality control is easily maintained. The nylon housing is translucent, allowing visual inspection of the termination.

Depending on production requirements, TE provides a complete selection of terminating equipment from hand tools to automatic lead makers.

Ultra-Fast Plus Fully Insulated FASTON Receptacles and Tabs (Continued)

Ultra-Fast Plus Fully Insulated FASTON Receptacles

Material

Housing — Nylon

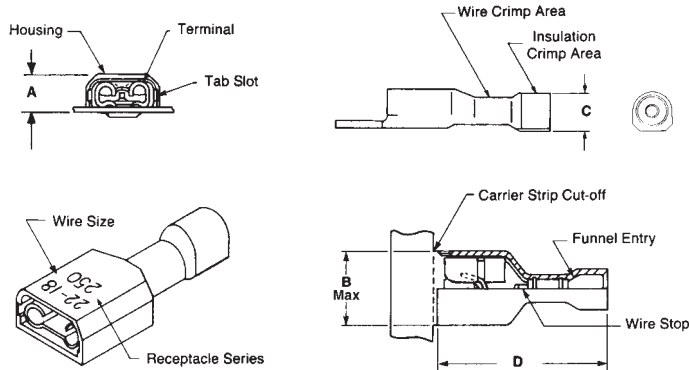
Flammability — UL 94 V-2

Terminal — Tin plated, copper alloy

Color Code (Translucent)

Red — 22-18 AWG

Blue — 16-14 AWG



| Description | Wire Range AWG | Ins. Dia. Range | Dimensions | | | | Mating Tab | Terminal Base Material | Part Numbers | |
|---------------------|-------------------|------------------------|------------|-------|------|-------|--------------------------------------|---------------------------|--------------|-------------|
| | | | A | B | C | D | | | Strip | Loose Piece |
| .110/.125 Series | 22-18 | .060-.120 1.52-3.05 | .160 | .275 | .167 | .735 | .020 x .110/.125 0.51 x 2.79/3.18 | Brass | 2-520932-2 | — |
| | | | 4.06 | 6.99 | 4.24 | 18.67 | .032 x .110/.125 0.81 x 2.79/3.18 | Brass | 2-520979-2 | — |
| .187 Series | 22-18 | .060-.135 1.52-3.43 | .165 | .336 | .200 | .855 | .020 x .187 0.51 x 4.75 | Brass | 2-520401-2 | 2-520409-2 |
| | | | 4.24 | 8.53 | 5.08 | 21.72 | .032 x .187 0.81 x 4.75 | Brass | 2-520403-2 | 2-520411-2 |
| | 16-14 | .090-.160 2.29-4.06 | .185 | .336 | .225 | .855 | .020 x .187 0.51 x 4.75 | Brass | 3-520402-2 | 3-520410-2 |
| | | | 4.70 | 8.53 | 5.72 | 21.72 | .032 x .187 0.81 x 4.75 | Brass | 3-520404-2 | 3-520412-2 |
| .250 Series | 22-18 | .060-.135 1.52-3.43 | .195 | .409 | .200 | .855 | .032 x .250 0.81 x 6.35 | Brass | 2-520405-2 | 2-520407-2 |
| | | | 4.95 | 10.39 | 5.08 | 21.72 | .032 x .250 0.81 x 6.35 | Brass | 3-520406-2 | 3-520408-2 |
| | 16-14 | .090-.160 2.29-4.06 | .195 | .409 | .225 | .855 | .032 x .250 0.81 x 6.35 | Brass | 3-520406-2 | 3-520408-2 |

Ultra-Fast Plus Fully Insulated FASTON Tabs

Material

Housing — Nylon

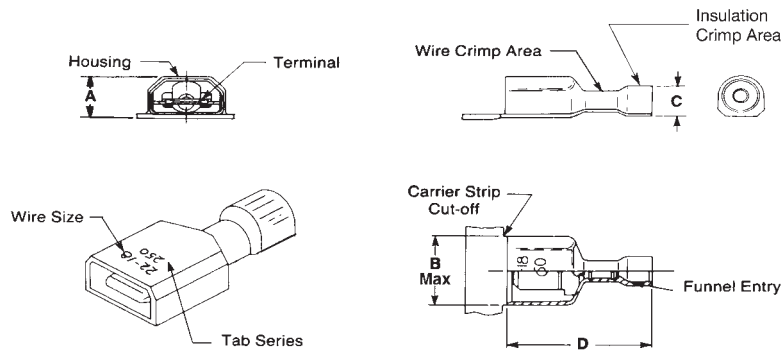
Flammability — UL 94 V-2

Terminal — Tin plated, copper alloy

Color Code (Translucent)

Red — 22-18 AWG

Blue — 16-14 AWG





| Description | Wire Range AWG | Ins. Dia. Range | Dimensions | | | | Mating Tab | Terminal Base Material | Part Numbers | |
|----------------|-------------------|------------------------|------------|-------|------|-------|----------------------------|---------------------------|--------------|-------------|
| | | | A | B | C | D | | | Strip | Loose Piece |
| .187 Series | 22-18 | .060-.135 1.52-3.43 | .250 | .488 | .205 | .793 | .020 x .187 0.51 x 4.75 | Brass | 2-521360-2 | — |
| | | | 6.35 | 11.38 | 5.21 | 20.14 | .032 x .187 0.81 x 4.75 | Brass | 2-521361-2 | — |
| .250 Series | 22-18 | .060-.135 1.52-3.43 | .290 | .522 | .205 | .855 | .032 x .250 0.81 x 6.35 | Brass | 2-521055-2 | — |
| | | | 7.37 | 13.26 | 5.21 | 21.72 | .032 x .250 0.81 x 6.35 | Brass | 3-521057-2 | — |
| | 16-14 | .090-.160 2.29-4.06 | .290 | .522 | .230 | .855 | .032 x .250 0.81 x 6.35 | Brass | 3-521057-2 | — |
| | | | 7.37 | 13.26 | 5.84 | 21.72 | | | | |

Note: All part numbers are RoHS compliant.

Ultra-Pod Fully Insulated FASTON Receptacles and Tabs

Product Facts

- Reduced insertion force
- Designed for correct lead-in of tab
- Mates with typical 110, 187 and 250 series tab styles including those with shoulders
- 110 series accepts 22-18 AWG [0.3–1 mm²], 187 series accepts 20-16 AWG [0.5–1.4mm²] wire and 250 series accepts 22-10 AWG [0.3–5 mm²] wire
- Visual inspection of crimp and wire brush
- Terminated by automatic or semi-automatic equipment to meet production requirements
- Complies with the IEC 380, 601 and 950 and UL 1950 requirements for a secondary means of insulation fixing
- Listed by Underwriters Laboratories Inc., File No. E66717 
- CSA certified, File No. LR 7189 

Technical Documents

Product Specification

108-1285
108-2215

Application Specification


114-2124

Hand Tools — Insertion

250 Series—314916-1
250 Series Flag—314919-1

Hand Tools — Extraction

250 Series—314917-1



Ultra-Pod fully insulated FASTON receptacles offer the newest in one-step automatic application of insulated quick connects. The unique integral plastic carrier designed specifically for this product allows insulated F-Crimp terminations to be produced quickly and easily. Applied cost savings are attainable with either bench or high-speed automatic termination equipment and the elimination of any secondary insulation operations. Both the crimping of the terminal and the terminal insulating occur in a single stroke of the press and applicator — the crimping on the down-stroke and the insulating on the up-stroke.

The receptacles contained within the Ultra-Pod FASTON receptacle assemblies are tested and customer qualified and can be used in existing applications where insulation has been accomplished by other means. The low insertion force design provides easier tab insertion, reduces operator fatigue and improves the productivity and reliability of the end assembly operation.

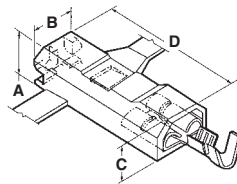
The insulating housing is produced by a unique molding process which provides an integral carrier and eliminates the crimp location problems related to secondary carriers. This housing, produced from 130°C rated 6/6 nylon,

covers the FASTON receptacle sufficiently to provide for use in 600-volt applications. Most importantly, this insulating system helps eliminate the workplace hazards and labor costs of chemically expanded or heat shrink tubing.

Depending on production requirements, TE provides a complete selection of terminating equipment from bench press to automatic lead maker.

Ultra-Pod Fully Insulated FASTON Receptacles and Tabs (Continued)

Insulation Support



| Description | Wire Range | Ins. Dia. Range | Dimensions | | | | Mating Tab | UL 94 ¹ | Color | Material and Finish | Part Numbers |
|------------------|-------------------------|----------------------------|--------------|--------------|---------------|---------------|--------------|--------------------|------------------|-------------------------|-------------------------|
| | | | A | B | C | D | | | | | |
| .110 Series | 22-18 | .080-.120 2.03-3.05 | .151 3.83 | .224 5.69 | .205 5.21 | .805 20.45 | .020 0.51 | V-2 | Natural | Brass | 521228-1 |
| | | | | | | | | | | Tin Plated Brass | 521228-2 |
| | | | | | | | | | | Tin Plated Brass | 521408-2 ⁴ |
| | | | | | | | | | | Brass | 521436-1 ⁴ |
| | | | | | | | | | | Tin Plated Brass | 521436-2 |
| | | | | | | | | | | Brass | 521437-1 ⁴ |
| Tin Plated Brass | 521437-2 ^{2,4} | | | | | | | | | | |
| .187 Series | 20-16 | .090-.130 2.29-3.30 | .170 4.32 | .295 7.49 | .200 5.08 | .775 19.68 | .020 0.51 | V-2 | Natural | Brass | 520973-1 |
| | | | | | | | | | | Tin Plated Brass | 520973-2 |
| | | | | | | | | | | Brass | 521225-1 |
| | | | | | | | | | | Tin Plated Brass | 521225-2 |
| | | | | | | | | | | Brass | 520982-1 |
| | | | | | | | | | | Tin Plated Brass | 520982-2 |
| | 18-16 or 2-18 | (2) .105 Max. 2.67 | .170 5.33 | .295 7.49 | .200 5.08 | .775 19.68 | .020 0.51 | V-2 | Natural | Tin Plated Brass | 521284-1 |
| | | | | | | | | | | Brass | 521284-2 |
| | | | | | | | | | | Brass | 521293-1 |
| | | | | | | | | | | Tin Plated Brass | 521293-2 |
| | | | | | | | | | | Brass | 521995-2 ^{4,5} |
| | | | | | | | | | | Tin Plated Brass | 521586-1 |
| .250 Series | 22-18 | .090-.130 2.29-3.30 | .195 4.95 | .370 9.40 | .225 5.72 | .945 24.00 | .032 0.81 | V-2 | Natural | Brass | 520988-1 |
| | | | | | | | | | | Tin Plated Brass | 520988-2 |
| | | | | | | | | | | Brass | 521368-1 |
| | | | | | | | | | | Tin Plated Brass | 521368-2 |
| | | | | | | | | | | Brass | 521997-1 ^{4,5} |
| | | | | | | | | | | Tin Plated Brass | 520963-1 |
| | 18-14 | (2) .105 Max. 3.05-4.32 | .195 4.95 | .370 9.40 | .225 5.72 | .945 24.00 | .032 0.81 | V-0 | Natural | Brass | 521367-1 |
| | | | | | | | | | | Tin Plated Brass | 521367-2 |
| | | | | | | | | | | Tin Plated Brass | 521011-2 ² |
| | | | | | | | | | | Nickel Plated Steel | 521011-1 ^{2,3} |
| | | | | | | | | | | Brass | 521113-2 ³ |
| | | | | | | | | | | Brass | 521637-1 |
| 18-14 or 2-18 | (2) .105 Max. 4.95 | .195 4.95 | .370 9.40 | .225 5.72 | .945 24.00 | .032 0.81 | V-2 | Natural | Tin Plated Brass | 521637-2 | |
| | | | | | | | | | Brass | 521998-2 ^{4,5} | |
| | | | | | | | | | Brass | 521632-1 | |
| | | | | | | | | | Tin Plated Brass | 521632-2 | |
| | | | | | | | | | Brass | 520974-1 | |
| | | | | | | | | | Tin Plated Brass | 520974-2 | |
| 14-10 | .130-.180 3.30-4.57 | .195 4.95 | .370 9.40 | .225 5.72 | .945 24.00 | .032 0.81 | V-2 | Natural | Brass | 521366-1 | |
| | | | | | | | | | Tin Plated Brass | 521366-2 | |

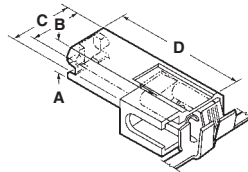
¹ Flammability rating of plastic material.
² 150°C rated nylon.
³ UL recognized.
⁴ No UL or CSA approvals.
⁵ VDE certified to IEC 60695-2-11 Glow Wire temps. 650°C, 750°C, & 850°C.

Note: All part numbers are RoHS compliant.

Ultra-Pod Fully Insulated FASTON Receptacles

Ultra-Pod Fully Insulated FASTON Receptacles and Tabs (Continued)

Flag Insulation Support



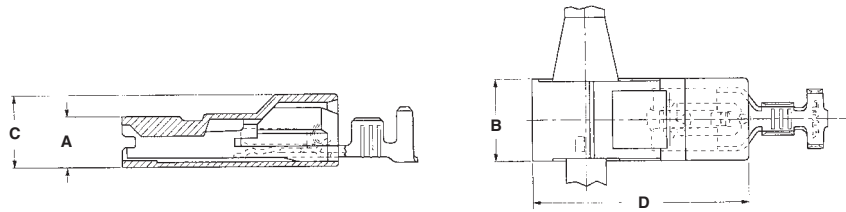
| Description | Wire Range | Ins. Dia. Range | Dimensions | | | | Mating Tab | UL 94 ¹ | Color | Material and Finish | Part Numbers |
|---------------------------------|---------------------------------|----------------------------|--------------|---------------|---------------|---------------|--------------|--------------------|------------------|--------------------------|--------------------------|
| | | | A | B | C | D | | | | | |
| .187 Series | 22-18 | .060-.110 1.52-2.79 | .170 4.32 | .295 7.49 | .485 12.32 | .680 17.27 | .020 0.51 | V-2 | Natural | Brass | 521470-1 ⁴ |
| | | | | | | | | | | Tin Plated Brass | 521470-2 ⁴ |
| | | | | | | | | | | 1969106-2 ^{3,5} | |
| | | | | | | | | | | Brass | 521596-1 ⁴ |
| | | | | | | | | | | Tin Plated Brass | 521596-2 ⁴ |
| | | | | | | | | | | 521598-1 ³ | |
| | 18-14 or (2) 20 or (2) 18 | (2) .105 Max. 2.66 | .170 4.32 | .295 7.49 | .485 12.32 | .680 17.27 | .032 0.81 | V-2 | Natural | Brass | 521598-1 ³ |
| | | | | | | | | | | Tin Plated Brass | 521598-2 ³ |
| | | | | | | | | | | Brass | 521600-1 ⁴ |
| | | | | | | | | | | Tin Plated Brass | 521600-2 ⁴ |
| | | | | | | | | | | Brass | 521471-1 ⁴ |
| | | | | | | | | | | Tin Plated Brass | 521471-2 ⁴ |
| 1969133-2 ^{3,5} | | | | | | | | | | | |
| .250 Series | 22-18 | .050-.100 1.27-2.54 | .200 5.08 | .370 9.40 | .585 14.86 | .680 17.27 | .032 0.81 | V-2 | Natural | Brass | 521050-1 |
| | | | | | | | | | | Tin Plated Brass | 521050-2 |
| | | | | | | | | | | Brass | 521411-1 |
| | | | | | | | | | | Tin Plated Brass | 521411-2 |
| | | | | | | | | | | Brass | 1969109-1 ^{3,5} |
| | | | | | | | | | | Tin Plated Brass | 1969109-2 ^{3,5} |
| | 18-14 | (2) .105 Max. 2.79-4.06 | .200 5.08 | .370 9.40 | .585 14.86 | .680 17.27 | .032 0.81 | V-2 | Natural | Brass | 520971-1 |
| | | | | | | | | | | Tin Plated Brass | 520971-2 |
| | | | | | | | | | | Tin Plated Brass | 520971-4 |
| | | | | | | | | | | Nickel Plated Steel | 521087-1 ³ |
| | | | | | | | | | | Brass | 521282-1 |
| | | | | | | | | | | Tin Plated Brass | 521282-2 |
| 18-14 or (2) 20 or (2) 18 | (2) .105 Max. 2.66 | .200 5.08 | .370 9.40 | .585 14.86 | .680 17.27 | .032 0.81 | V-2 | Natural | Brass | 521112-1 | |
| | | | | | | | | | Tin Plated Brass | 1969110-2 ^{3,5} | |
| | | | | | | | | | Brass | 521633-1 | |
| | | | | | | | | | Tin Plated Brass | 521633-2 | |

¹Flammability rating of plastic material.
²UL pending for double wire terminations.
³No UL or CSA approvals.
⁴No CSA approvals.
⁵VDE certified to IEC 60695-2-11 Glow Wire temps. 650°C, 750°C, & 850°C.

Note: All part numbers are RoHS compliant.

Ultra-Pod Fully Insulated FASTON Receptacles and Tabs (Continued)

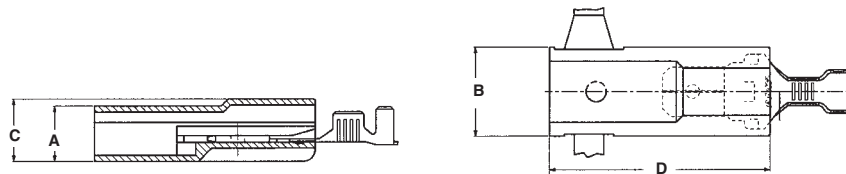
**Positive Lock
Insulation Support**



| Description | Wire Range | Ins. Dia. Range | Dimensions | | | | Mating Tab | UL 94 ¹ | Color | Material and Finish | Part Numbers | |
|-------------|------------|------------------------|------------|------|------|-------|------------|--------------------|---------|---------------------|-----------------------|-----------------------|
| | | | A | B | C | D | | | | | | |
| .187 Series | 18-14 | .110-.180 2.79-4.57 | .186 | .307 | .265 | .812 | .020 | V-2 | Natural | Brass | 521271-1 ² | |
| | | | 4.72 | 7.80 | 6.73 | 20.62 | 0.51 | | | Tin Plated Brass | 521271-2 ² | |
| .250 Series | 18-14 | .110-.180 2.79-4.57 | .205 | .370 | .245 | .950 | .032 | V-2 | Natural | Brass | 521213-1 ² | |
| | | | 5.21 | 9.40 | 6.22 | 24.13 | 0.81 | | | Tin Plated Brass | 521213-2 ² | |
| | | | .032 | 0.81 | .032 | 0.81 | .032 | 0.81 | V-0 | Natural | Brass | 521317-1 ² |
| | | | | | | | | | | | Tin Plated Brass | 521317-2 ² |

¹ Flammability rating of plastic material.
² UL Recognized, CSA Certified

**Tabs
Insulation Support**



| Description | Wire Range | Ins. Dia. Range | Dimensions | | | | Tab | UL 94 ¹ | Color | Material and Finish | Part Numbers |
|-------------|------------|------------------------|------------|-------|------|-------|---------|--------------------|-----------------------|---------------------|--------------|
| | | | A | B | C | D | | | | | |
| .250 Series | 18-14 | .130-.180 3.30-4.57 | .275 | .450 | .310 | 1.120 | .032 | V-2 | Natural | Brass | 521217-1 |
| | | | 6.99 | 11.43 | 7.87 | 28.45 | 0.81 | | | Tin Plated Brass | 521217-2 |
| | 12-10 | .150-.200 3.81-5.08 | .275 | .450 | .310 | 1.120 | .032 | V-0 | Natural | Brass | 521451-1 |
| | | | | | | | | | | 6.99 | 11.43 |
| .032 | 0.81 | .032 | 0.81 | .032 | 0.81 | V-2 | Natural | Brass | 521227-1 ² | | |
| | | | | | | | | Tin Plated Brass | 521227-2 ² | | |

¹ Flammability rating of plastic material.
² No UL or CSA approvals

Note: All part numbers are RoHS compliant.

PIDG FASTON Receptacles and Tabs

Product Facts


- Pre-insulated terminal designed for complete and uniform reliability in the most difficult circuit environment
- Consists of an unplated or tin plated brass body or a tin plated phosphor bronze body with a specially designed copper sleeve and insulation sleeve fitted over the terminal barrel
- Design of the tool dies and construction of the terminal insures uniform insulation thickness under crimping pressure, transmitting this pressure evenly to the center of the crimp area

The TE Mated Tool/Terminal Concept

- TE compression crimping produces crimps for a given size wire and terminal that are precisely alike in appearance and performance
- Terminal and the crimping tool are designed as precisely matched devices
- Dies are precision-engineered from the finest hard-metal alloys
- Crimping pressure is controlled by a ratchet device on the hand tool or a corresponding pre-calibration in the crimping jaws of TE automated crimping machines

The Crimp

- Crimping pressure does not overstress nor understress the terminal barrel — machined dies fully bottom to the precise crimp height
- Resulting termination is free of contamination
- Resistant to most shock and critical environments
- Tensile strength approaches that of the wire itself



Here is a pre-insulated terminal designed for complete and uniform reliability in most difficult circuit environments. Each PIDG Terminal consists of a tin plated brass body with a specially designed copper sleeve and insulation sleeve fitted over the terminal barrel. The design of the tool dies and the construction of the terminal promotes uniform insulation thickness under crimping pressure, transmitting this pressure evenly to the center of the crimp area.

TE compression crimping produces crimps for a given size wire and terminal that are precisely alike in appearance and performance. This is a calculated result made possible by designing the terminal and the crimping tool as precisely matched devices. The dies are precision-engineered from the finest hard-metal alloys. Crimping pressure is controlled by a ratchet device on the hand tool or a corresponding pre-calibration in the crimping

jaws of TE automated crimping machines.

Crimping pressure can neither over-stress nor understress the terminal barrel — machined dies fully bottom to the precise crimp height required.

The resulting termination is free of contamination, is resistant to shock and critical environments, and its tensile strength approaches that of the wire itself.

Temperature Rating: 105° C

| Wire Range | E66717 Recognized | LR7189 Certified |
|------------|-------------------|--|
| 22-16 | 22-16 Stranded | 300 V Max., 105°C Max. ¹ |
| 16-14 | 16-14 Stranded | |
| 12-10 | 12-10 Stranded | |

¹ UL and CSA — Nylon.

PIDG FASTON Receptacles and Tabs (Continued)

Receptacles

Receptacle Style

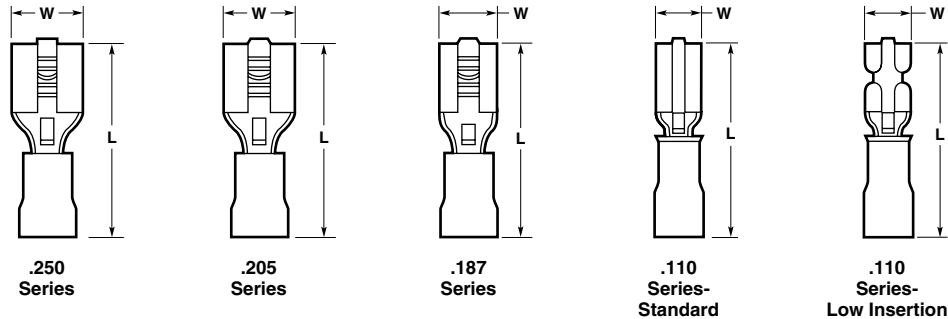
- A** — No dimple with wire stop
- B** — Dimple with wire stop
- C** — No dimple, no wire stop

Material

- Insulation** — Nylon
- Receptacle Body** — Brass per ASTM B-36 or phosphor bronze per ASTM B-139
- Plating** — Tin per MIL-T-10727 except where noted.
- Metallic Sleeve** — Copper per ASTM B-152
- Plating** — Tin per MIL-T-10727

Related Product Data

Application Tooling — reference Catalog 82042 for tooling



| Series | Wire Size Circular Mils [mm ²] | Style | Dimensions | | Terminal Insulation Color | Wire Insulation Diameter Max. | Recept. Matl. | Stock Thk. | Fits Tab Thk. | Part Numbers | | |
|--------------------------------------|--|--------------|----------------|----------------|---------------------------------|--|------------------|-----------------------|-----------------------|-----------------------|-----------------|---------------|
| | | | W Nom. | L Max. | | | | | | Loose Piece | Tape Mounted | Strip Form |
| .250 | 22-18 509-1,900 [0.26-0.96] | B | .300 7.62 | .900 22.86 | Red | .140 3.56 | Brass | .018 0.46 | .032 0.81 | 640903-1* | 640903-2 | 640902-1 |
| | Red | | | | .140 3.56 | Brass | .018 0.46 | .032 0.81 | 55675-1 ² | 55675-2 ² | — | |
| | 16-14 2,050-5,180 [1.04-2.62] | B | .300 7.62 | .900 22.86 | Blue | .170 4.32 | Brass | .018 0.46 | .032 0.81 | 640905-1* | 640905-2 | 640904-1 |
| | Green | | | | .250 6.35 | Brass | .018 0.46 | .032 0.81 | 42844-1** | 42844-3† | 60544-3† | |
| | 14-12 3,831-6,470 ¹ [1.94-3.28] | B | .300 7.62 | 1.012 25.70 | Green | .250 6.35 | Phos. Brz. | .018 0.46 | .032 0.81 | 42844-2** | — | — |
| | Yellow | | | | .250 6.35 | Brass | .018 0.46 | .032 0.81 | 640907-1* | 640907-2 | 640906-1 | |
| 12-10 5,180-13,100 [2.62-6.64] | B | .300 7.62 | 1.012 25.70 | Yellow | .250 6.35 | Phos. Brz. | .018 0.46 | .032 0.81 | 61198-2 ^{3†} | 61198-4 ^{4†} | 61197-2 | |
| Yellow | | | | .250 6.35 | Phos. Brz. | .018 0.46 | .032 0.81 | 61198-2 ^{3†} | 61198-4 ^{4†} | 61197-2 | | |
| .250 Low Insertion | 22-18 509-1,900 [0.26-0.96] | B | .300 7.62 | .900 22.86 | Red | .145 3.68 | Brass | .016 0.41 | .032 0.81 | 184262-1† | 184262-2† | 184261-1† |
| | Blue | | | | .173 4.39 | Brass | .016 0.41 | .032 0.81 | 184265-1† | 184265-2† | 184264-1† | |
| .205 Low Insertion | 22-18 509-1,900 [0.26-0.96] | B | .250 6.35 | .800 20.32 | Red | .135 3.43 | Brass | .016 0.41 | .020 0.51 | 696018-1† | 696018-2† | — |
| | Red | | | | .140 3.56 | Brass | .016 0.41 | .020 0.51 | 640909-1* | 640909-2 | 640908-1 | |
| .205 | 22-18 509-1,900 [0.26-0.96] | B | .250 6.35 | .800 20.32 | Red/Black | .140 3.56 | Brass | .016 0.41 | .020 0.51 | 640174-1 | — | — |
| | | | | | Red | .140 3.56 | Brass | .016 0.41 | .032 0.81 | 640911-1* | 640911-2 | — |
| | 16-14 2,050-5,180 [1.04-2.62] | B | .250 6.35 | .800 20.32 | Blue | .170 4.32 | Brass | .016 0.41 | .020 0.51 | 640913-1* | 640913-2 | — |
| | | | | | Blue | .170 4.32 | Brass | .016 0.41 | .032 0.81 | 640915-1* | 640915-2 | — |
| .187 | 26-24 238-475 [0.12-0.24] | B | .230 5.84 | .700 17.78 | Yellow | .082 2.08 | Brass | .016 0.41 | .020 0.51 | 641321-1** | 641321-2† | 641320-1† |
| | 22-18 509-1,900 [0.26-0.96] | | | | B | .230 5.84 | .800 20.32 | Red | .140 3.56 | Brass | .016 0.41 | .020 0.51 |

† Not UL or CSA approved or listed.

* Available in small packaging quantities.

¹ Wire range is limited as noted.

² Unplated receptacle body.

³ Requires tool 90276-2

⁴ Requires die 58541-1

Note: All part numbers are RoHS compliant.

PIDG FASTON Receptacles and Tabs (Continued)

Receptacles (Continued)

| Series | Wire Size Circular Mils [mm ²] | Style | Dimensions | | Terminal Insulation Color | Wire Insulation Diameter Max. | Recept. Matl. | Stock Thk. | Fits Tab Thk. | Part Numbers | | |
|--------------------------|--|-------|------------|-----------|---------------------------------|--|------------------|---------------|---------------------|----------------|-----------------|---------------|
| | | | W Nom. | L Max. | | | | | | Loose Piece | Tape Mounted | Strip Form |
| .187 | 16-14 2,050-5,180 [1.04-2.62] | B | .230 | .800 | Blue | .170 | Brass | .016 | .020 | 640919-1* | 640919-2 | 640918-1 |
| | | | 5.84 | 20.32 | Blue | 4.32 | 0.41 | 0.51 | 640910-1† | 640910-2† | — | |
| .187 Low Insertion | 16-14 509-1,900 [0.26-0.96] | B | .235 | .800 | Blue | .170 | Brass | .016 | .032 | 184235-1† | 184235-2† | — |
| | | | 5.84 | 20.32 | Blue | 4.32 | 0.41 | 0.81 | 696777-2 | — | 696776-1 | |
| .110 Standard | 22-18 509-1,900 [0.26-0.96] | B | .148 | .734 | Natural | .110 | Brass | .012 | .016 | 61048-1** | 61048-2† | — |
| | | | 3.76 | 18.64 | Natural | 2.79 | 0.30 | 0.41 | 61060-1** | 61060-2† | 61059-2† | |
| | | | .148 | .734 | Natural | .110 | Brass | .012 | .020 | 60894-1** | 60894-2† | 60893-2† |
| .110 Low Insertion | 26-24 238-475 [0.12-0.24] | A | .160 | .700 | Yellow | .082 | Brass | .016 | .020 | 641324-1† | 641324-2† | — |
| | | | 4.06 | 17.78 | Yellow | 2.08 | 0.41 | 0.51 | — | — | 350871-1† | |
| .110 Low Insertion | 22-18 509-1,900 [0.26-0.96] | A | .160 | .796 | Red | .140 | Brass | .016 | .012 | — | — | — |
| | | | 4.06 | 20.22 | Red | 3.56 | 0.41 | 0.30 | .016 | 640921-1 | 640921-2 | — |
| | | | .160 | .800 | Red | .140 | Brass | .016 | .020 | .020 | 640923-1* | 640923-2 |
| .110 Low Insertion | 22-18 509-1,900 [0.26-0.96] | A | .160 | .800 | Red | .140 | Brass | .016 | .032 | 640925-1* | 640925-2 | 640924-1 |
| | | | 4.06 | 20.32 | Red | 3.56 | 0.41 | 0.81 | .020 | 640929-1* | 640929-2 | — |
| | | | .160 | .800 | Blue | .170 | Brass | .016 | .032 | .032 | 640931-1* | 640931-2 |
| .110 Low Insertion | 16-14 2,050-5,180 [1.04-2.62] | A | .160 | .800 | Blue | .170 | Brass | .016 | .016 | 640927-1 | 640927-2 | — |
| | | | 4.06 | 20.32 | Blue | 4.32 | 0.41 | 0.41 | — | — | — | |

†Not UL or CSA approved or listed.

*Available in small packaging quantities.

Tooling for Insulated FASTON Receptacles and Tabs — 26 to 10 AWG Wire Range

| Wire Size | Hand Tool | Tools for Tape Mounted Terminations | | | Tools for Strip Form Terminations |
|--------------------|-----------|---|--|---|---|
| | | Tape Dies for 69875 AMP-TAPETRONIC No Applicator Required | Tape Dies for AMP-O-LECTRIC ¹ Model "G" Applicator 567200-3 | Tape Dies for AMPOMATOR CLS III G, CLS IV Applicator 687658-1 | AMPOMATOR CLS III G, CLS IV Applicators |
| 26-24 | 48518-2 | 69877-2 | 69877-2 | 69877-2 | — |
| 22-18 | 59824-1 | 59826-1 | 59826-1* | 59826-1 | 466788-3 ² |
| 22-18 (Natural) | 90185-1 | 90248-2 | 90248-2 | 90248-2 | 466554-3 |
| 16-14 | 59824-1 | 59827-1 | 59827-1* | 59827-1 | 466789-3 ² |
| 14-12 | 90246-1 | 90240-2 | 90240-2 | 90240-2 | — |
| 12-10 | 59824-1 | 59828-1 | 59828-1* | 59828-1 | 466790-4 ² |

¹Only UL and CSA approved.

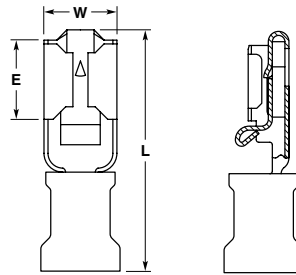
¹AMP-O-LECTRIC model "K" 565435-5 uses applicator 567200-2.

²Die included with applicator.

Note: All part numbers are RoHS compliant.

PIDG FASTON Receptacles and Tabs (Continued)

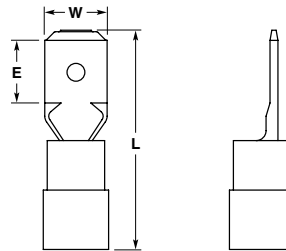
Positive Lock Receptacle
Low Insertion Force with
Locking Device



| Description | Wire Range | Ins. Dia. Max. | Dimensions | | | Material and Finish | Part Number |
|------------------------|------------|----------------|--------------|---------------|--------------|---------------------|-------------|
| | | | W | L | E | | |
| For Tab .250 x .032 | 16-14 | .190 4.83 | .362 9.19 | .850 21.59 | .315 8.00 | Tin Plated Brass | 165536-1† |

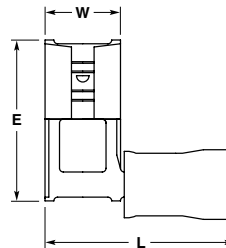
†Not UL or CSA approved or listed.

Tab



| Description | Wire Range | Ins. Dia. Max. | Dimensions | | | Material and Finish | Part Number |
|-------------------------------|------------|----------------|--------------|---------------|--------------|---------------------|-------------|
| | | | W | L | E | | |
| For Receptacle .250 x .032 | 22-18 | .157 3.99 | .250 6.35 | .866 22.00 | .300 7.62 | Tin Plated Brass | 696362-1 |
| | 16-14 | .197 5.00 | .250 6.35 | .866 22.00 | .300 7.62 | Tin Plated Brass | 696369-1 |
| | 12-10 | .256 6.50 | .250 6.35 | .950 24.13 | .300 7.62 | Tin Plated Brass | 696372-1 |

PIDG FASTON
Flag Receptacles



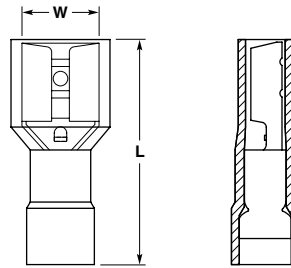
| Description | Wire Range | Ins. Dia. Max. | Dimensions | | | Material and Finish | Part Number |
|------------------------|------------|----------------|--------------|---------------|---------------|---------------------|-------------|
| | | | W | L | E | | |
| For Tab .250 x .032 | 22-18 | .134 3.40 | .300 7.62 | .720 18.29 | .610 15.49 | Tin Plated Brass | 156667-1 |
| | 16-14 | .157 3.99 | .300 7.62 | .720 18.29 | .610 15.49 | Tin Plated Brass | 156666-1 |

Note: All part numbers are RoHS compliant.

PIDG FASTON Receptacles and Tabs (Continued)

Fully Insulated Receptacles

Insulation Sleeve — Nylon



| Description | Wire Range | Ins. Dia. Range | Dimensions | | Material and Finish | Part Number |
|------------------------|------------|-----------------|--------------|---------------|---------------------|-------------|
| | | | W | L | | |
| For Tab .250 x .032 | 22-18 | .128 3.25 | .375 9.53 | .891 22.63 | Tin Plated Brass | 696357-1 |
| | 16-14 | .165 4.19 | .375 9.53 | .881 22.38 | Tin Plated Brass | 696366-1 |
| | 12-10 | .225 5.72 | .375 9.53 | .998 25.35 | Tin Plated Brass | 696371-1 |

Budget Line PIDG FASTON Receptacles

Material

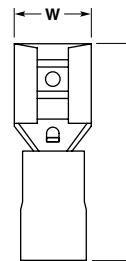
Insulation — PVC, UL 94V-0

Receptacle Body — Brass

Plating — Tin

Metallic Sleeve — Copper

Plating — Tin



| Series | Wire Size Circular Mills [mm ²] | Dimensions | | Terminal Color | Wire Insulation Diameter Max. | Fits Tab Thk. | Part Numbers | |
|--------|---|--------------|---------------|-------------------|--|---------------------|----------------|-----------------|
| | | W Nom. | L Nom. | | | | Loose Piece | Tape Mounted |
| .250 | 22-18 | .300 7.62 | .819 20.80 | Red | .150 3.81 | .032 0.81 | 696301-1 | 696301-2 |
| | 16-14 | .300 7.62 | .819 20.80 | Blue | .185 4.70 | .032 0.81 | 696302-1 | 696302-2 |

Note: All part numbers are RoHS compliant.

Mouser Electronics

Authorized Distributor

Click to View Pricing, Inventory, Delivery & Lifecycle Information:

[TE Connectivity:](#)

[521600-2](#)