

!NOT RECOMMENDED FOR NEW DESIGNS!
(LAST TIME BUY: 27TH NOV 2020)

Features

- 15 Watt PCB mount package
- Universal input voltage range
- 3kVAC / 1 minute isolation
- Low output ripple and noise
- Short circuit protected
- UL certified, CE marked

Regulated Converter

Description

UL certified switching AC/DC power module for PCB, screw terminal connection or DIN-rail mounting.

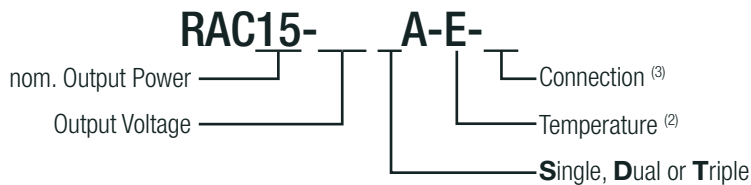
Selection Guide

Part Number	Input Voltage Range [VAC]	Output Voltage [VDC]	Output Current [mA]	Efficiency typ ⁽¹⁾ [%]	Max. Capacitive Load [µF]
RAC15-05SA ^(2,3)	90-264	5	3000	74	31000
RAC15-12SA ^(2,3)	90-264	12	1250	79	4500
RAC15-15SA ^(2,3)	90-264	15	1000	78	2700
RAC15-24SA ^(2,3)	90-264	24	625	80	900
RAC15-05DA ^(2,3)	90-264	±5	±1500	76	±13500
RAC15-12DA ^(2,3)	90-264	±12	±650	79	±2700
RAC15-15DA ^(2,3)	90-264	±15	±500	77	±1400
RAC15-0512TA ^(2,3)	90-264	5/±12	2000/±200	73	14000/±900
RAC15-0515TA ^(2,3)	90-264	5/±15	2000/±150	73	14000/±680

Notes:

Note1: Efficiency is tested at nominal input and full load at +25°C ambient

Model Numbering



Notes:

Note2: with suffix "-E" for -40°C to +70°C operating temperature range without suffix standard operating temperature range (-25°C to +70°C)

Note3: no suffix for standard package (THT)
add suffix "ST" for screw terminal module

Ordering Examples:

RAC15-05SA	15 Watt	5Vout	Single Output	Standard Temperature	THT
RAC15-05DA-E	15 Watt	±5Vout	Dual Output	Extended Temperature	THT
RAC15-0512TA-ST	15 Watt	5/±12Vout	Triple Output	Standard Temperature	Screw Terminal
RAC15-15SA-E-ST	15 Watt	15Vout	Single Output	Extended Temperature	Screw Terminal

RECOM
AC/DC Converter

RAC15-A

15 Watt
Single,
Dual, Double,
Triple Output



UL US
E196683



UL60950-1 certified
CSA C22.2 No. 60950-1-07 certified
EN60950-1 certified
EN55032 compliant
EN55024 compliant

PREFERRED ALTERNATIVES
Please consider these alternatives:

RAC20-K Series

RAC15-K Series

Specifications (measured @ Ta= 25°C, nom. Vin, full load and after warm-up unless otherwise stated)

BASIC CHARACTERISTICS

Parameter	Condition		Min.	Typ.	Max.
Input Voltage Range ⁽⁴⁾	nom. Vin = 230VAC		90VAC 120VDC	230VAC	264VAC 370VDC
Input Current	115VAC 230VAC				310mA 170mA
Inrush Current	2ms max.	115VAC	standard with suffix "-E"		10A 23A
		230VAC	standard with suffix "-E"		20A 46A
No load Power Consumption	115VAC/230VAC				1.37W
Input Frequency Range	AC Input		47Hz		440Hz
Minimum Load	Single, Dual Triple		0%	10%	
Hold-up Time	115VAC/230VAC		15ms		
Internal Operating Frequency				100kHz	
Output Ripple and Noise ⁽⁵⁾	20MHz BW	Noise Ripple	<0.5% Vout + 50mVp-p max. <0.2% Vout + 40mVp-p max.		

Notes:

Note4: The products were submitted for safety files at AC-Input operation

Note5: Measurements are made with a 0.1µF and 47µF MLCC across output (low ESR)

REGULATIONS

Parameter	Condition		Value
Output Accuracy			±2.0% typ.
Line Regulation	low line to high line	Single, Dual Triple	±0.5% typ. ±1.0% typ. (+5Vout) / ±5.0 typ. (±Vout)
Load Regulation ⁽⁶⁾	5% to 100% load	Single Dual Triple	0.5% typ. 3.0% typ. 2.0% typ. (+5Vout) / 5.0 typ. (±Vout)

Notes:

Note6: Operation below 5% load will not harm the converter, but specifications may not be met

PROTECTIONS

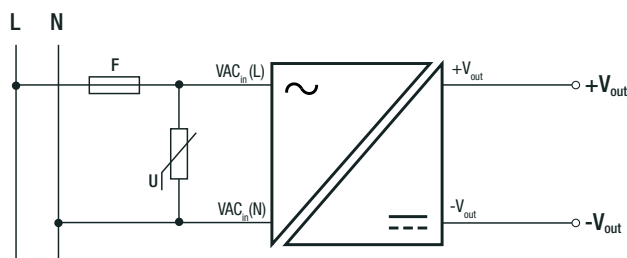
Parameter	Type		Value
Short Circuit Protection (SCP)			Hiccup mode, auto recovery
Over Voltage Protection (OVP)			zener diode clamp
Isolation Voltage	I/P to O/P	tested for 1 minute	3kVAC
Isolation Resistance			100MΩ max.
Leakage Current			0.75mA max.

Notes:

Note7: Refer to local safety regulations if input over-current protection is also required. Recommended fuse: slow blow type

Note8: An external MOV is recommended. The varistor should comply with IEC-61051-2. e.g. 14S471K series

Protection Circuit

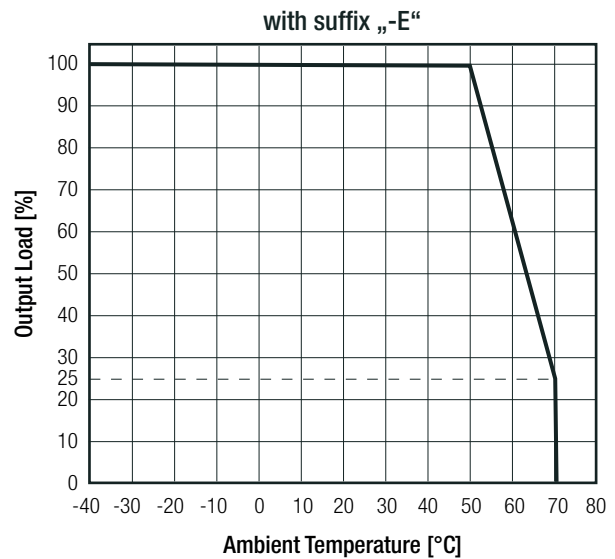
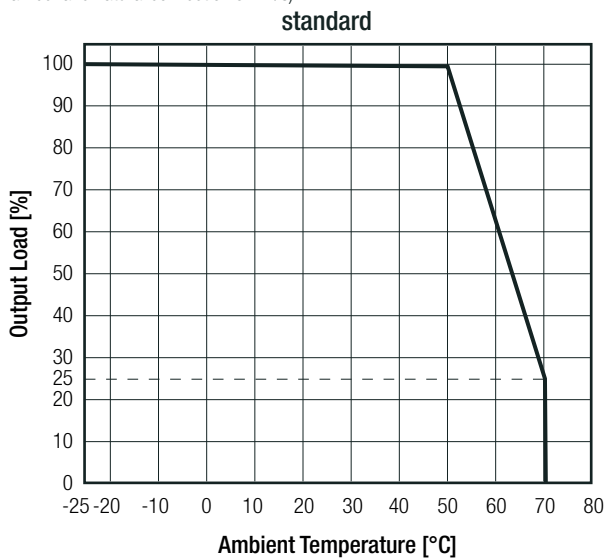


Specifications (measured @ Ta= 25°C, nom. Vin, full load and after warm-up unless otherwise stated)

ENVIRONMENTAL				
Parameter	Condition		Value	
Operating Temperature Range	@ natural convection 0.1m/s	full load	standard	-25°C to +50°C
			with suffix "-E"	-40°C to +50°C
Temperature Coefficient			±0.02%/K typ.	
Operating Humidity	non-condensing		95% RH max.	
MTBF	according to MIL-HDBK-217F, G.B.	+25°C	>200 x 10 ³ hours	

Derating Graph

(@ Chamber and natural convection 0.1m/s)



SAFETY AND CERTIFICATIONS

Certificate Type (Safety)	Report / File Number	Standard
Information Technology Equipment, General Requirements for Safety	E196683	UL60950-1, 2nd Edition, 2007 CAN/CSA-C22.2 No. 60950-1-07, 2nd Edition, 2007
Information Technology Equipment, General Requirements for Safety		EN60950-1:2006 + A2:2013
EAC Safety of Low Voltage Equipment	RU-AT.49.09571	TP TC 004/2011
RoHS2+		RoHS-2011/65/EU + AM-2015/863

EMC Compliance	Condition	Standard / Criterion
Electromagnetic compatibility of multimedia equipment – Emission Requirements		EN55032:2015, Class B
Information technology equipment - Immunity characteristics - Limits and methods of measurement		EN55024:2010 + A1:2015
Limits for harmonic current emissions		EN61000-3-2: 2014
Limitation of voltage fluctuations/flicker in low-voltage systems		EN61000-3-3: 2013

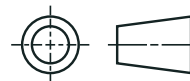
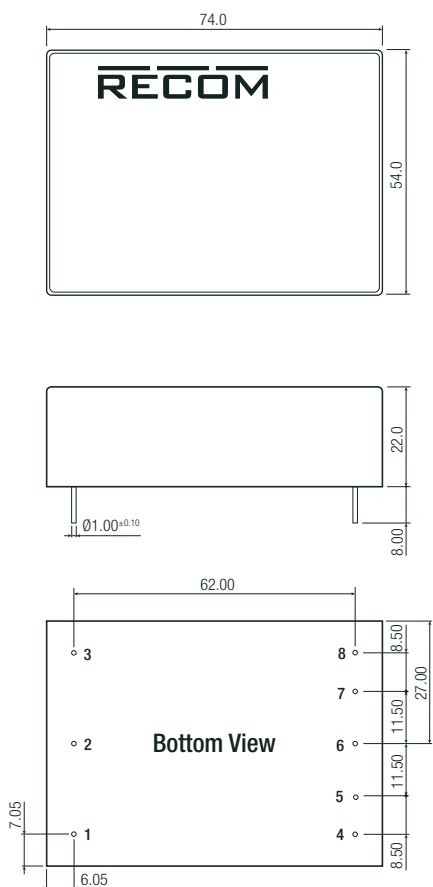
DIMENSION AND PHYSICAL CHARACTERISTICS

Parameter	Type	Value
Material	case	epoxy with fibreglas (UL94V-0)
Dimension (LxWxH)	standard	74.0 x 54.0 x 22.0mm
	with suffix "-ST"	111.9 x 64.6 x 27.6mm
Weight	standard	133g typ.
	with suffix "-ST"	208g typ.

continued on next page

Specifications (measured @ Ta= 25°C, nom. Vin, full load and after warm-up unless otherwise stated)

Dimension Drawing (mm)

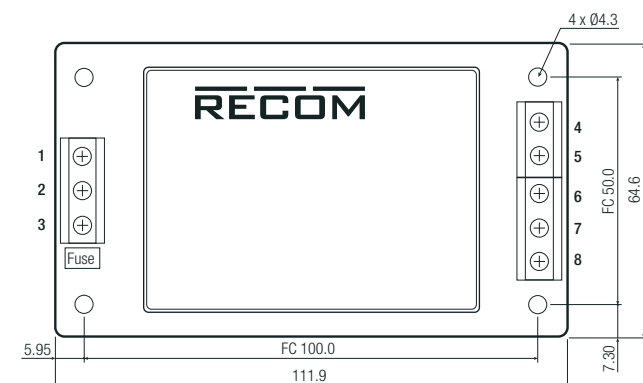


Pin Connections

Pin #	Single	Dual	Triple
1	FG	FG	FG
2	VAC in (N)	VAC in (N)	VAC in (N)
3	VAC in (L)	VAC in (L)	VAC in (L)
4	no Pin	no Pin	-Vout
5	-Vout	-Vout	Com
6	no Pin	Com	+Vout
7	+Vout	+Vout	+5V Rtn
8	no Pin	no Pin	+5Vout

Tolerance: xx.x= ± 0.5 mm
xx.xx= ± 0.25 mm

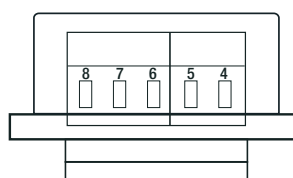
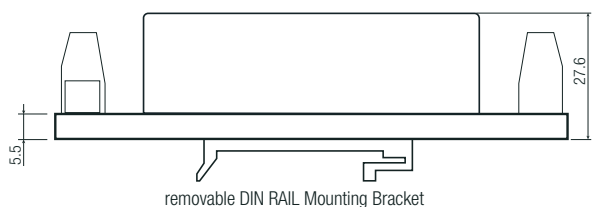
Screw Terminal Module "ST" version



Screw terminal information

#	Single	Dual	Triple
1	FG	FG	FG
2	VAC in (N)	VAC in (N)	VAC in (N)
3	VAC in (L)	VAC in (L)	VAC in (L)
4	NC	NC	-Vout
5	-Vout	-Vout	Com
6	NC	Com	+Vout
7	+Vout	+Vout	+5V Rtn
8	NC	NC	+5Vout

7.5mm Pitch
suitable wire: 24-12AWG (0.5-2.5mm²)
wire stripping length: 7mm typ.
recommended tightening torque: 0.5Nm
NC = No Connection
FC = Fixing Centers
Tolerance: xx.x= ± 0.5 mm
xx.xx= ± 0.25 mm



Specifications (measured @ Ta= 25°C, nom. Vin, full load and after warm-up unless otherwise stated)

PACKAGING INFORMATION			
Parameter	Type		Value
Packaging Dimension (LxWxH)	cardboard box	standard	260.0 x 70.0 x 42.0mm
		with suffix "-ST"	119.0 x 64.0 x 54.0mm
Packaging Quantity	standard		3pcs
		with suffix "-ST"	1pcs
Storage Temperature Range			-40°C to +85°C
Storage Humidity	non-condensing		95% RH

The product information and specifications may be subject to changes even without prior written notice. The product has been designed for various applications; its suitability lies in the responsibility of each customer. The products are not authorized for use in safety-critical applications without RECOM's explicit written consent. A safety-critical application is an application where a failure may reasonably be expected to endanger or cause loss of life, inflict bodily harm or damage property. The applicant shall indemnify and hold harmless RECOM, its affiliated companies and its representatives against any damage claims in connection with the unauthorized use of RECOM products in such safety-critical applications.