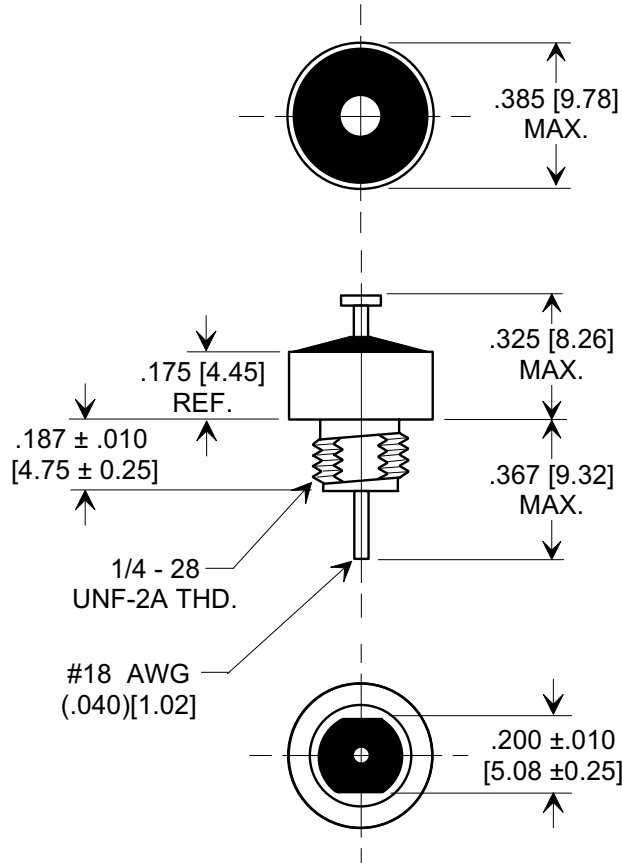
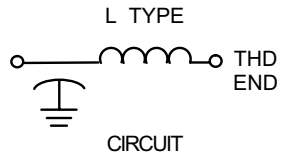
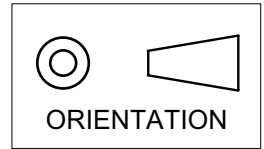


MARKETING SALES DRAWING

DIMENSIONS IN INCHES - DO NOT SCALE THIS DRAWING
 DIMENSIONS IN METRIC - []

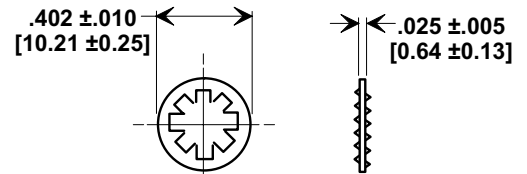
Electrical Testing
 per Tusonix standard
 test plans and Mil-Std-202
 Test Methods.



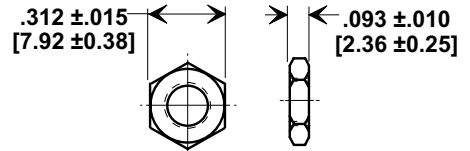
NOTES:

- TUSONIX STANDARD PART NUMBER: 4600-053.
 TUSONIX RoHS COMPLIANT PART NUMBER: 4600-053 LF.
 CUSTOMER MUST SPECIFY STANDARD OR RoHS PART NUMBER WHEN ORDERING.
- MATERIALS:
 BUSHING - TIN PLATED STEEL.
 LEAD STANDARD PART; SOLDER PLATED COPPER.
 RoHS PART; SILVER PLATED COPPER.
 NUT - TIN PLATED BRASS.
 L"WASHER - TIN PLATED PHOSPHOR BRONZE.
- PART MARKING: TRADEMARK AND VARIATION NUMBER.
 STANDARD PART: BLACK INK. RoHS PART: GREEN INK.
- MOUNTING TORQUE: 8 lb - ins. max.
- DCR - .01Ω max.
- MAX. SOLDER TEMPERATURE 500°F.

MOUNTING HARDWARE



LOCK WASHER



HEX NUT

MIN. Cx (μF)	WVDC		CURRENT DC (AMPS)	D.W.V. (VDC)	I.R. MIN.	MIN. NO LOAD INSERTION LOSS (dB) PER MIL-STD 220 @ +25°C						TEMP. CHARA.
	85°C	125°C				30 KHz	100 KHz	300 KHz	1 MHz	10 MHz	1GHz	
1.4	80	50	15	300	500 M Ω	15	25	34	44	60	70	X7R

X-2015 Rev-0	REVISION RECORD		TUSONIX TUCSON, ARIZONA	--TOLERANCES-- Unless Otherwise Specified		Title COAXIAL BROADBAND - "L"	
	0	Original Release C.O. 930129-1		DECIMAL ±			
	4	-066 ADDED 0-400 TO 125°C. S.M. 11-18-97		ANGLES ±		Drawn S.M. 08-19-02	Scale 2 X
	5	1997111-9-03 REVISED DWG & DRAWING MADE FOR EACH VAR. S.M. 08-19-02				Approved B.Mc. 08-19-02	
6	20020819-3-01 REVISED & ADDED NOTES. S.M. 01-05-06			A		4600-053	

Mouser Electronics

Authorized Distributor

Click to View Pricing, Inventory, Delivery & Lifecycle Information:

[Tusonix / CTS:](#)

[4600-053LF](#)