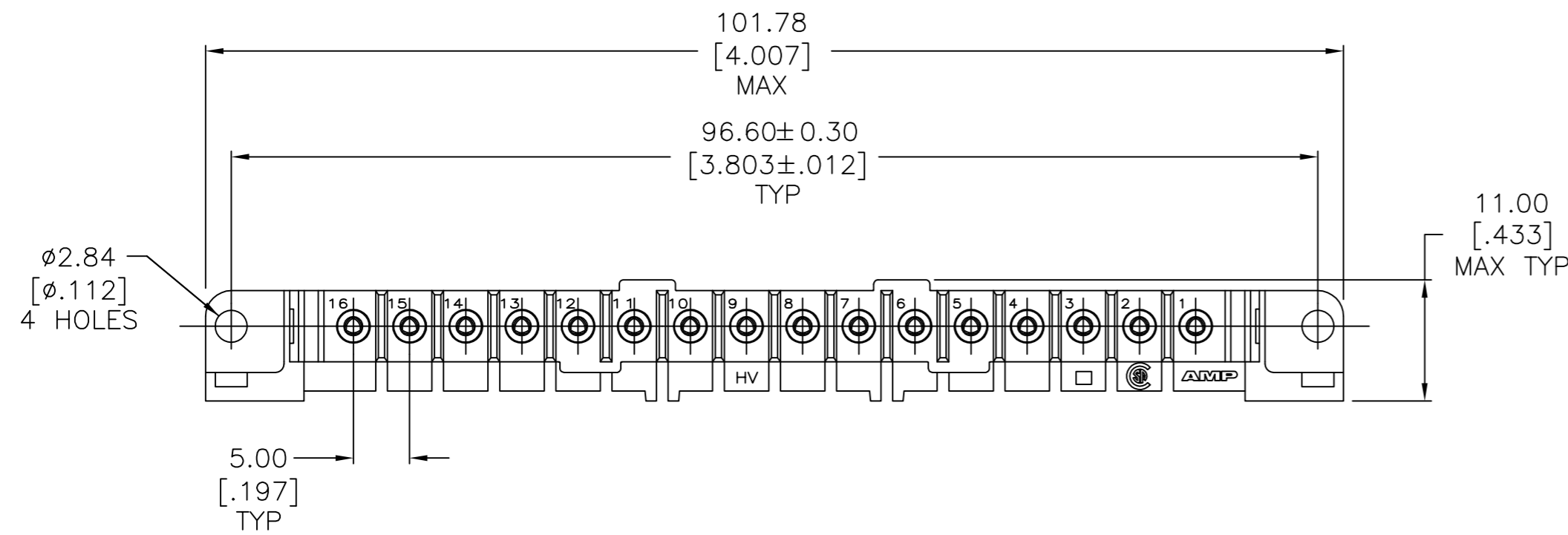
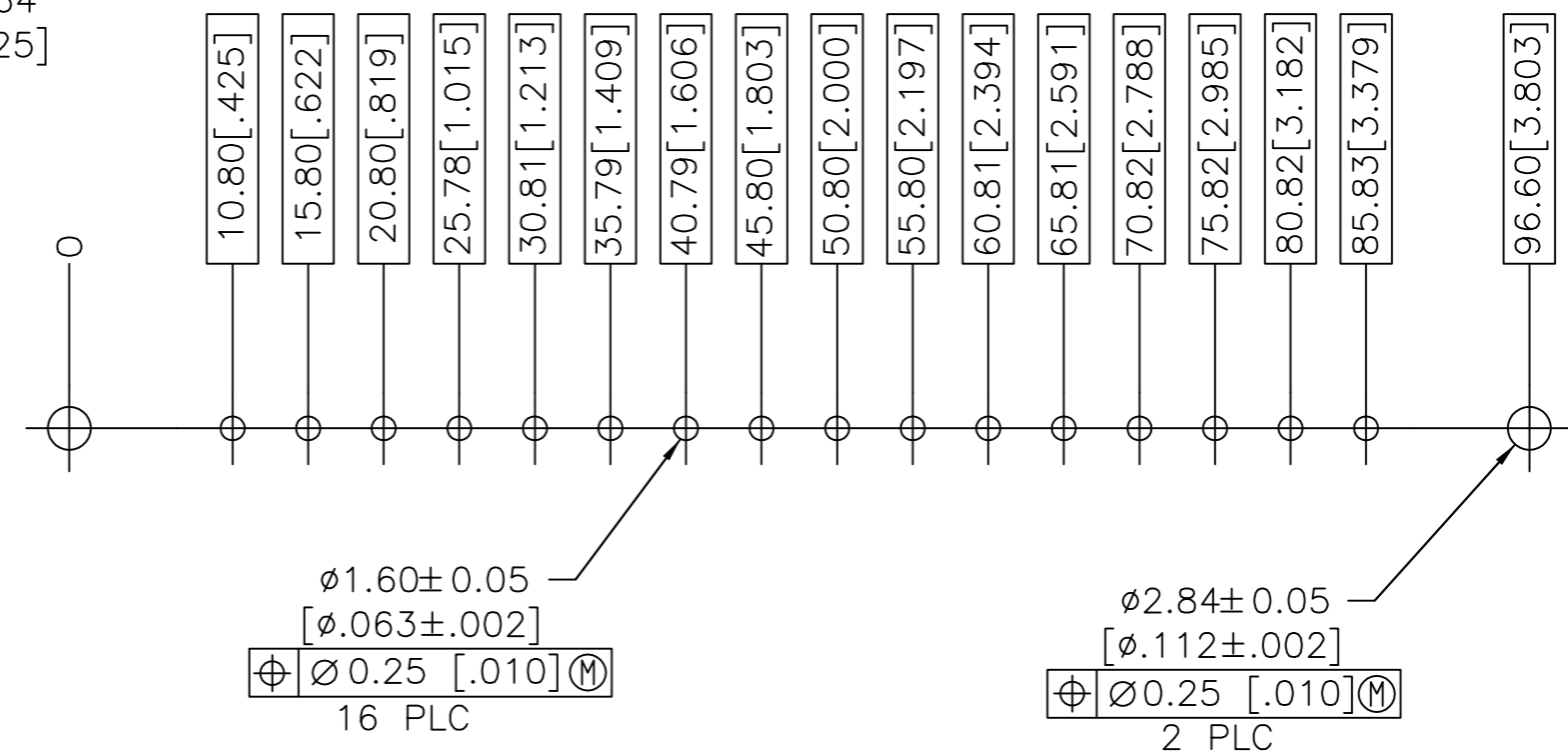
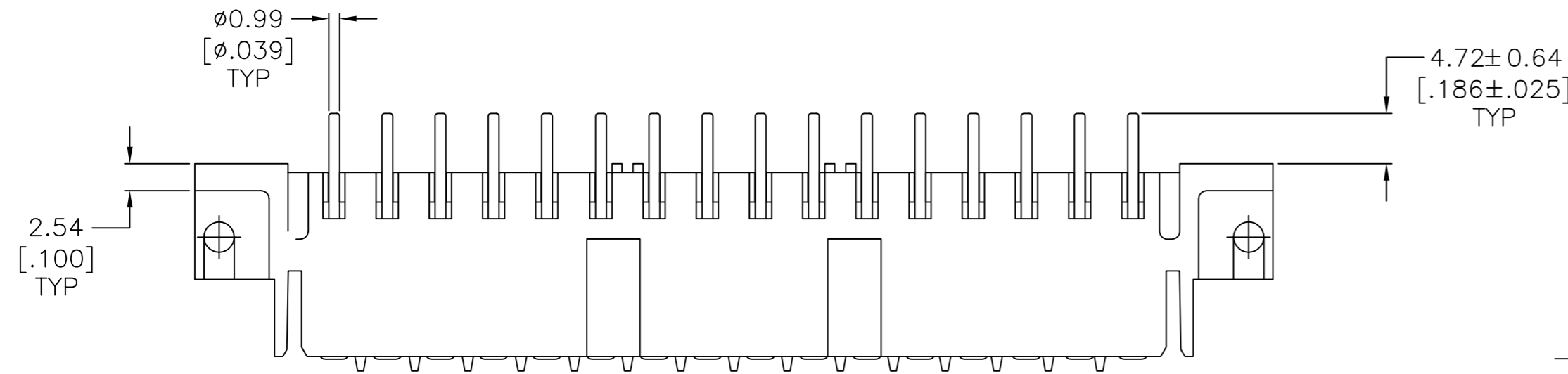
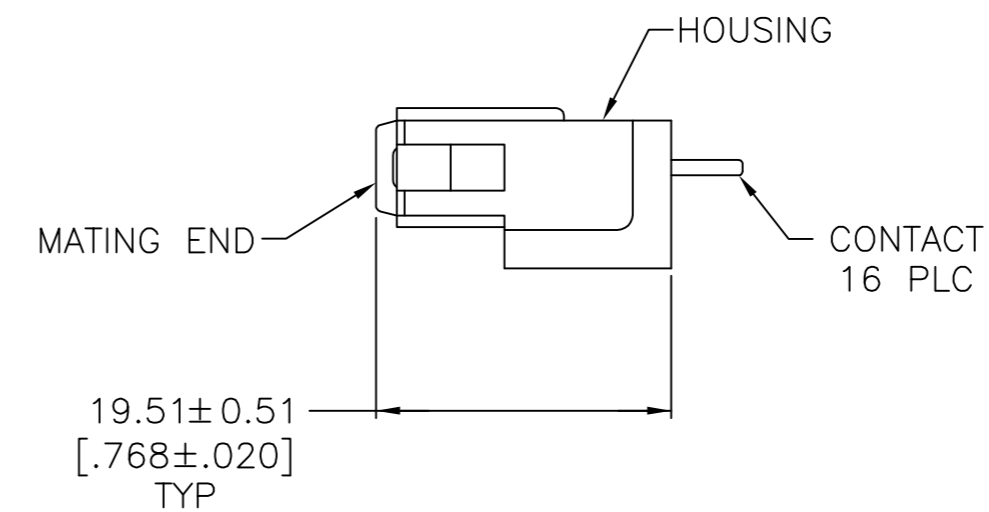


REVISIONS					
P	LTR	DESCRIPTION	DATE	DWN	APVD
H		REVISED PER 0G3B-0179-05	4/22/05	SS	GS
J		REVISED PER ECO-17-011181	03AUG2017	RS	MZ



RECOMMENDED PC BOARD LAYOUT



- 1 NYLON, RED.
- 2 PHOSPHOR BRONZE.
- 3 3.81µm [.000150] MIN TIN-LEAD OVER 1.27µm [.000050] MIN NICKEL.
- 4 0.76µm [.000030] MIN GOLD FOR A LENGTH OF 5.08 [.200] MIN FROM MATING END, 3.81µm [.000150] MIN TIN-LEAD FOR A LENGTH OF 5.36 [.211] MIN FROM OPPOSITE END, BOTH OVER 1.27µm [.000050] MIN NICKEL.
- 5 3.81µm [.000150] MIN TIN OVER 1.27µm [.000050] MIN NICKEL.
- 6 0.76µm [.000030] MIN GOLD FOR A LENGTH OF 5.08 [.200] MIN FROM MATING END, 3.81µm [.000150] MIN TIN FOR A LENGTH OF 5.36 [.211] MIN FROM OPPOSITE END, BOTH OVER 1.27µm [.000050] MIN NICKEL.

	6	207615-7
	5	207615-6
OBSOLETE	4	207615-3
	3	207615-1
CONTACT FINISH		PART NO.

THIS DRAWING IS A CONTROLLED DOCUMENT.		DWN	08/07/92		
		L.SIPE	8-25-92		
DIMENSIONS: mm [INCHES]		CHK	R.STONE	NAME	
TOLERANCES UNLESS OTHERWISE SPECIFIED:		APVD	-	PRODUCT SPEC	
0 PLC ± -		APPLICATION SPEC	-	APPLICATION SPEC	
1 PLC ± -		WEIGHT	-	SIZE	CAGE CODE
2 PLC ± 0.25 [.010]		CUSTOMER DRAWING	-	A2	00779
3 PLC ± -		SCALE	2:1	DRAWING NO	C=207615
4 PLC ± -		SHEET	1 of 1	RESTRICTED TO	-
ANGLES ± -		REV	J		
FINISH					
HOUSING: 1					
CONTACTS: SEE TABLE					

Mouser Electronics

Authorized Distributor

Click to View Pricing, Inventory, Delivery & Lifecycle Information:

[TE Connectivity:](#)

[207615-1](#)