

Power connectors - SACC-M12MS-5CON-PG11-M PWR - 1404417

Please be informed that the data shown in this PDF Document is generated from our Online Catalog. Please find the complete data in the user's documentation. Our General Terms of Use for Downloads are valid (<http://phoenixcontact.com/download>)




Power connectors, 5-position, Plug straight M12, A-coded, Screw connection, knurl material: Zinc die-cast, nickel-plated, cable gland Pg11, external cable diameter 8 mm ... 10 mm

Your advantages

- Safe use in the field, thanks to a high degree of protection
- Flexible: connectors for on-site assembly
- Screw connection: proven connection technology for a large selection of different conductors

RoHS

Key Commercial Data

Packing unit	1 pc
GTIN	 4 046356 694490
GTIN	4046356694490

Technical data

Dimensions

Diameter housing	20 mm
Length	65.5 mm
External cable diameter	8 mm ... 10 mm
Stripping length of the sheath	20 mm
Stripping length of the individual wire	5 mm

Ambient conditions

Ambient temperature (operation)	-40 °C ... 85 °C (Plug / socket)
Degree of protection	IP67

General

Note	Strip 22 mm off the cable sheath, shorten conductor for the fifth position by 10 mm. Strip 7 mm off the conductor insulation, crimp the ferrule, then shorten this to 5 mm. Length of conductors with shortened ferrule: 20 mm. Connect conductors and tighten the mounting screws with 0.2 Nm.
------	---

Power connectors - SACC-M12MS-5CON-PG11-M PWR - 1404417

Technical data

General

Rated current at 40°C	8 A (Contact 5: 2 A)
	when using 1.5 mm ² conductors
Rated voltage	48 V AC
	60 V DC
Number of positions	5
Color handle area	black
Insulation resistance	> 10 GΩ
Coding	A - standard
Standards/regulations	M12 connector IEC 61076-2-101
Status display	No
Overvoltage category	II
Degree of pollution	3
Connection method	Screw connection
Conductor cross section	0.75 mm ² ... 1.5 mm ² (without ferrule)
	0.75 mm ² ... 1.5 mm ² (with ferrule)
	0.75 mm ² ... 1.5 mm ² (solid)
Conductor cross section AWG	18 ... 16 (without ferrule)
	16 ... 18 (with ferrule)
Insertion/withdrawal cycles	≥ 100
Torque	0.4 Nm (M12 knurl)
	1.5 Nm ... 2 Nm (Pressure screw with sleeve housing)
	0.4 Nm (Screw plug insert with sleeve housing as far it will go)
	0.2 Nm (Screw terminal blocks)
Assembly instructions	The wires can be connected both with ferrules and without ferrules

Material

Flammability rating according to UL 94	V0
Contact material	CuZn
Contact surface material	Ni/Au
Contact carrier material	PA
Material of grip body	PA
Material, knurls	Zinc die-cast, nickel-plated
Sealing material	NBR (Cable clamping)

Standards and Regulations

Standard designation	M12 connector
Standards/regulations	IEC 61076-2-101
Flammability rating according to UL 94	V0

Environmental Product Compliance

China RoHS	Environmentally Friendly Use Period = 25;
------------	---

Power connectors - SACC-M12MS-5CON-PG11-M PWR - 1404417

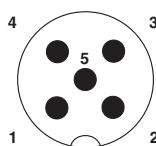
Technical data

Environmental Product Compliance

	For details about hazardous substances go to tab "Downloads", Category "Manufacturer's declaration"
--	---

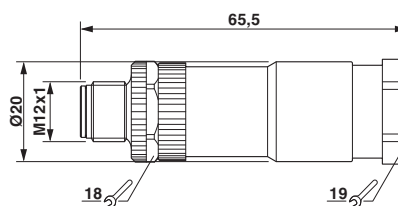
Drawings

Schematic diagram



Pin assignment M12 male connector, 5-pos., A-coded, male side

Dimensional drawing



Plug, M12 x 1, straight

Approvals

Approvals

Approvals

UL Recognized / cUL Recognized / EAC / cULus Recognized

Ex Approvals


Approval details

UL Recognized		http://database.ul.com/cgi-bin/XYV/template/LISEXT/1FRAME/index.htm	FILE E 221474
Nominal voltage UN	125 V		
Nominal current IN	4 A		

cUL Recognized		http://database.ul.com/cgi-bin/XYV/template/LISEXT/1FRAME/index.htm	FILE E 221474
Nominal voltage UN	125 V		
Nominal current IN	4 A		

Power connectors - SACC-M12MS-5CON-PG11-M PWR - 1404417

Approvals



Phoenix Contact 2019 © - all rights reserved
<http://www.phoenixcontact.com>

PHOENIX CONTACT GmbH & Co. KG
Flachsmarktstr. 8
32825 Blomberg
Germany
Tel. +49 5235 300
Fax +49 5235 3 41200
<http://www.phoenixcontact.com>