

### 239 Series, 5x20 mm, Slo-Blo® Fuse



#### Description

5x20mm Slo-Blo® glass body cartridge fuse designed to UL specification.






#### Features

- Designed to UL/CSA/ ANCE 248-1 and 248-14 Standards
- Available in cartridge and axial lead format
- RoHS compliant and lead-free

#### Applications

Used as supplementary protection in appliance or utilization equipment to provide individual protection for components or internal circuits.

#### Agency Approvals

Agency	Agency File Number	Ampere Range
	Cartridge: NBK030609-JP1021A NBK190609-JP1021A NBK030609-JP1021B	1A – 3.5A 4A – 5A 7A
	Leaded: NBK030609-JP1021C NBK190609-JP1021B NBK030609-JP1021D	1A – 3.5A 4A – 5A 7A
	SU05001 – 2004A SU05001 – 2014A	0.200A – 3.15A 4A – 7A
	E10480	0.080A – 7A
	29862	0.200A – 3.15A 4A – 7A
	N/A	0.080A – 7A

#### Electrical Characteristics for Series

% of Ampere Rating	Ampere Ratings	Opening Time
100%	All Ratings	4 hours, Minimum
135%		1 hour, Maximum
200%		2 minutes, Maximum

#### Additional Information



**Datasheet**



**Resources**



**Samples**



**Accessories**

For recommended fuse accessories for this product series, see '[Recommended Accessories](#)' section.

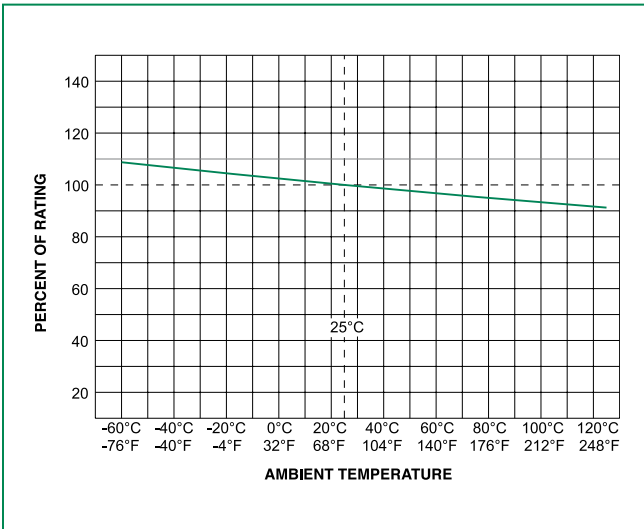
# Axial Lead & Cartridge Fuses

5x20 mm > Slo-Blo® Fuse > 239 Series

## Electrical Characteristic Specification by Item

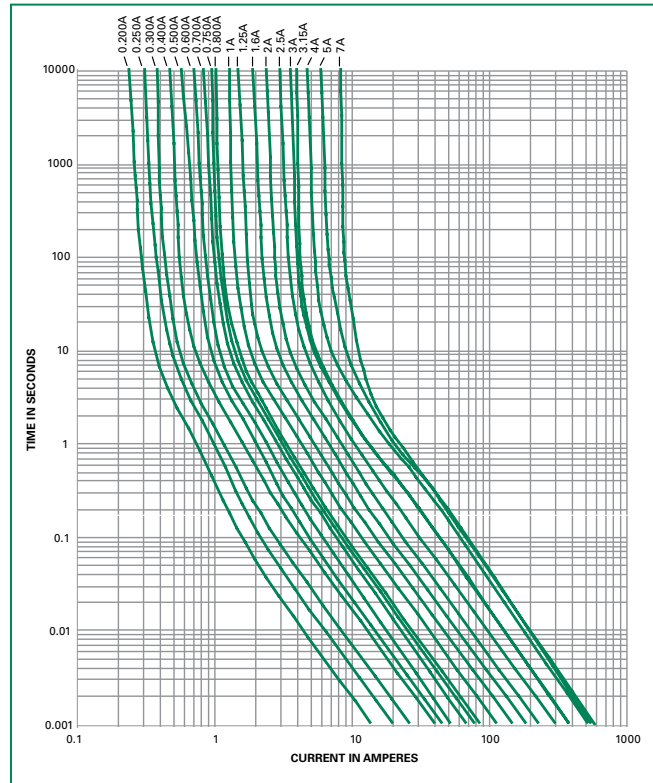
Amp Code	Amp Rating (A)	Voltage Rating (V)	Interrupting Rating	Nominal Cold Resistance (Ohms)	Nominal Melting I <sup>2</sup> t (A <sup>2</sup> sec)	Agency Approvals				
						UL	SP	PS E	CCC	CE
.080	0.08	250	35A @ 250 VAC 10kA @ 125 VAC	28.1750	0.02500	x				x
.100	0.1	250		17.3425	0.05500	x				x
.125	0.125	250		11.6000	0.08500	x				x
.150	0.15	250		8.1000	0.13000	x				x
.200	0.2	250		3.8725	0.16500	x	x		x	x
.250	0.25	250		3.0700	0.34000	x	x		x	x
.300	0.3	250		2.3000	0.61500	x	x		x	x
.400	0.4	250		1.4750	2.02000	x	x		x	x
.500	0.5	250		0.9090	1.98500	x	x		x	x
.600	0.6	250		0.6990	2.41500	x	x		x	x
.700	0.7	250		0.5375	4.12000	x	x		x	x
.750	0.75	250		0.4710	5.42500	x	x		x	x
.800	0.8	250		0.4155	7.56500	x	x		x	x
001.	1	250		0.2965	11.29500	x	x	x	x	x
1.25	1.25	250	10kA @ 125 VAC 100A @ 250 VAC	0.1980	19.52500	x	x	x	x	x
01.6	1.6	250		0.1205	30.43000	x	x	x	x	x
002.	2	250		0.0943	50.58500	x	x	x	x	x
02.5	2.5	250		0.0583	79.70500	x	x	x	x	x
003.	3	250		0.04877	129.51000	x	x	x	x	x
3.15	3.15	250		0.0414	128.05000	x	x	x	x	x
03.2	3.2	250		0.0385	128.05000	x		x		x
03.5	3.5	250		0.0370	128.05000	x		x		x
004.	4	125	10kA @ 125 VAC	0.0312	270.703	x	x	x	x	x
005.	5	125		0.0199	302.836	x	x	x	x	x
007.	7	125		0.0114	305.758	x	x	x	x	x

### Temperature Re-rating Curve

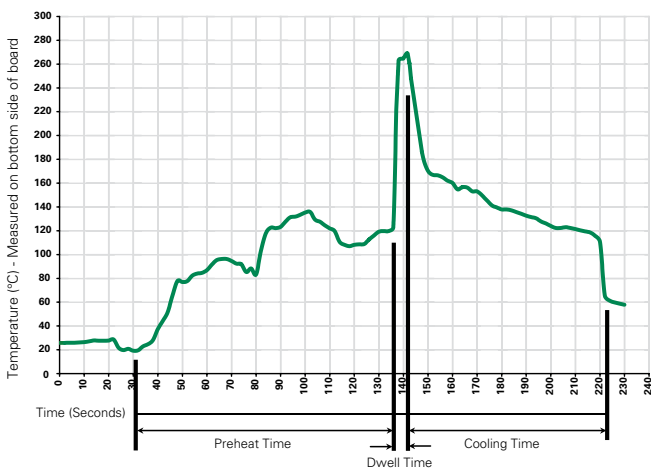


Note:  
Re-rating depicted in this curve is in addition to the standard derating of 25% for continuous operation.

### Average Time Current Curves



### Soldering Parameters - Wave Soldering



### Recommended Process Parameters:

Wave Parameter	Lead-Free Recommendation
<b>Preheat:</b> (Depends on Flux Activation Temperature)	(Typical Industry Recommendation)
Temperature Minimum:	100°C
Temperature Maximum:	150°C
Preheat Time:	60-180 seconds
<b>Solder Pot Temperature:</b>	260°C Maximum
<b>Solder Dwell Time:</b>	2-5 seconds

### Recommended Hand-Solder Parameters:

Solder Iron Temperature: 350°C +/- 5°C  
Heating Time: 5 seconds max.

**Note: These devices are not recommended for IR or Convection Reflow process.**

# Axial Lead & Cartridge Fuses

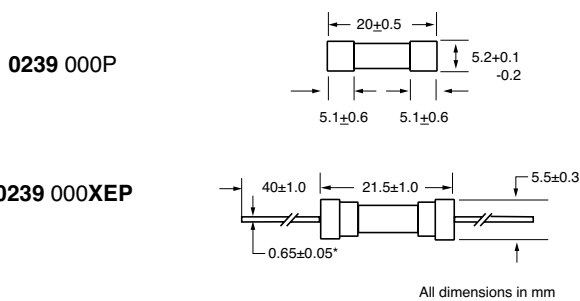
5x20 mm > Slo-Blo® Fuse > 239 Series

## Product Characteristics

<b>Materials</b>	Body: Glass Cap: Nickel-plated brass Leads: Tin-plated Copper
<b>Terminal Strength</b>	MIL-STD-202, Method 211, Test Condition A
<b>Solderability</b>	MIL-STD-202 Method 208
<b>Product Marking</b>	Cap 1: Brand logo, current and voltage rating Cap 2: Series and agency approval markings

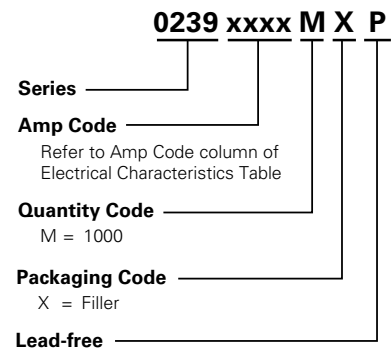
<b>Operating Temperature</b>	-55°C to +125°C
<b>Thermal Shock</b>	MIL-STD-202, Method 107, Test Condition B: (5 cycles -65°C to +125°C)
<b>Vibration</b>	MIL-STD-202, Method 201
<b>Humidity</b>	MIL-STD-202, Method 103, Test Condition A. high RH (95%) and elevated temp (40°C) for 240 hours
<b>Salt Spray</b>	MIL-STD-202, Method 101, Test Condition B

## Dimensions



Notes:  
\* Ratings above 6.3A have 0.8±0.05 diameter lead.

## Part Numbering System



## Packaging

Packaging Option	Packaging Specification	Quantity	Quantity & Packaging Code	Taping Width
<b>239 Series</b>				
Bulk	N/A	1000	MX	N/A
Bulk	N/A	1000	MXE	N/A
Reel and Tape	EIA 296-E	1000	MRET1	T1=52mm (2.062")
Bulk	N/A	1000	MXB	N/A
Bulk	N/A	100	HX	N/A
Bulk	N/A	100	HXE	N/A

## Recommended Accessories

Accessory Type	Series	Description	Max Application Voltage	Max Application Amperage
Holder	<a href="#">345_ISF</a>	Panel Mount Shock-Safe Fuseholder	250	10
	<a href="#">345</a>	Shock-Safe Fuseholder with PC Mount, Solder Mount and Panel Mount options		20
	<a href="#">830</a>	PC Mount Shock-Safe Miniature Fuseholder		16
Block	<a href="#">520</a>	Metric OMNI-BLOK® Fuse Block		10
	<a href="#">646</a>	PC Mount Miniature Fuse Block		6.3
	<a href="#">658</a>	Surface Mount Miniature Fuse Block		10
Clip	<a href="#">520_WV</a>	PC Mount Miniature Fuse Clip		6.3
	<a href="#">111</a>	PC Board Mount Fuse Clip		10
	<a href="#">445</a>	PC Board Mount Fuse Clip		10

Notes:  
1. Do not use in applications above rating.  
2. Please refer to fuseholder data sheet for specific re-rating information.  
3. Please contact factory for applications greater than the max voltage and amperage shown.

# Mouser Electronics

Authorized Distributor

Click to View Pricing, Inventory, Delivery & Lifecycle Information:

## Littelfuse:

[0239.600MRET1P](#) [023902.5MRET1P](#) [023901.6HXP](#) [0239.700MXP](#) [0239003.MXP](#) [0239004.HXEP](#) [0239004.HXP](#)  
[0239003.HXEP](#) [02393.15MXP](#) [0239.750MXEP](#) [0239.600MXP](#) [02391.25MXP](#) [0239003.HXP](#) [02393.15HXP](#)  
[0239.400MXP](#) [0239.500MXP](#) [0239.750HXEP](#) [0239.300HXP](#) [023901.6HXEP](#) [0239.500HXP](#) [0239004.MXEP](#)  
[02391.25HXP](#) [0239.400HXP](#) [0239.600HXEP](#) [0239.250MXP](#) [0239007.MXP](#) [0239002.MXP](#) [0239007.MXEP](#)  
[0239002.HXP](#) [0239.300MXEP](#) [0239001.MXEP](#) [0239.800HXEP](#) [0239.750MXP](#) [0239002.HXEP](#) [0239001.HXEP](#)  
[0239.200MXEP](#) [0239.700MXEP](#) [0239.080MXEP](#) [0239.080MXP](#) [0239.100MXEP](#) [0239.125MXEP](#) [0239.125MXP](#)  
[0239.150MXEP](#) [0239.150MXP](#) [0239005.MRET1P](#) [023903.5MXP](#) [0239004.MXP](#) [0239.200HXEP](#) [023902.5MXEP](#)  
[0239.500MXEP](#) [0239.200HXP](#) [0239.300HXEP](#) [023902.5HXP](#) [02391.25MXEP](#) [0239.300MXP](#) [0239002.MXEP](#)  
[0239.500HXEP](#) [02391.25HXEP](#) [023901.6MXP](#) [0239.400MXEP](#) [0239.250HXEP](#) [0239.400HXEP](#) [0239003.MXEP](#)  
[023902.5HXEP](#) [0239.800MXP](#) [0239001.MXP](#) [02393.15MXEP](#) [0239.600HXP](#) [0239.250HXP](#) [0239005.HXP](#)  
[0239005.MXP](#) [0239005.HXEP](#) [0239.600MXEP](#) [023902.5MXP](#) [0239.800HXP](#) [0239005.MXEP](#) [023901.6MXEP](#)  
[0239.700HXP](#) [0239001.HXP](#) [0239.800MXEP](#) [02393.15HXEP](#) [0239.750HXP](#) [0239.200MXP](#) [0239.700HXEP](#)  
[0239.250MXEP](#) [0239.100MXP](#) [023903.5MXBP](#) [0239003.VXP](#) [0239.250VXP](#) [0239.500VXP](#) [0239002.VXP](#)  
[0239.800VXP](#) [023901.6VXP](#) [0239003.VXEP](#) [0239001.VXEP](#) [0239.500VXP](#) [0239004.VXP](#) [0239.200VXP](#)  
[0239.700VXP](#) [0239005.VXP](#)