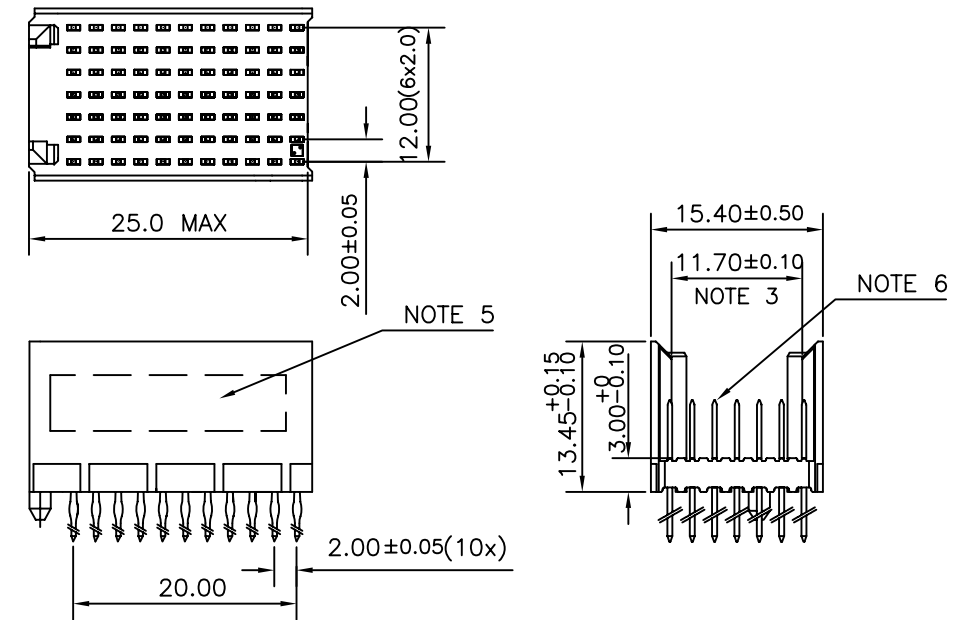


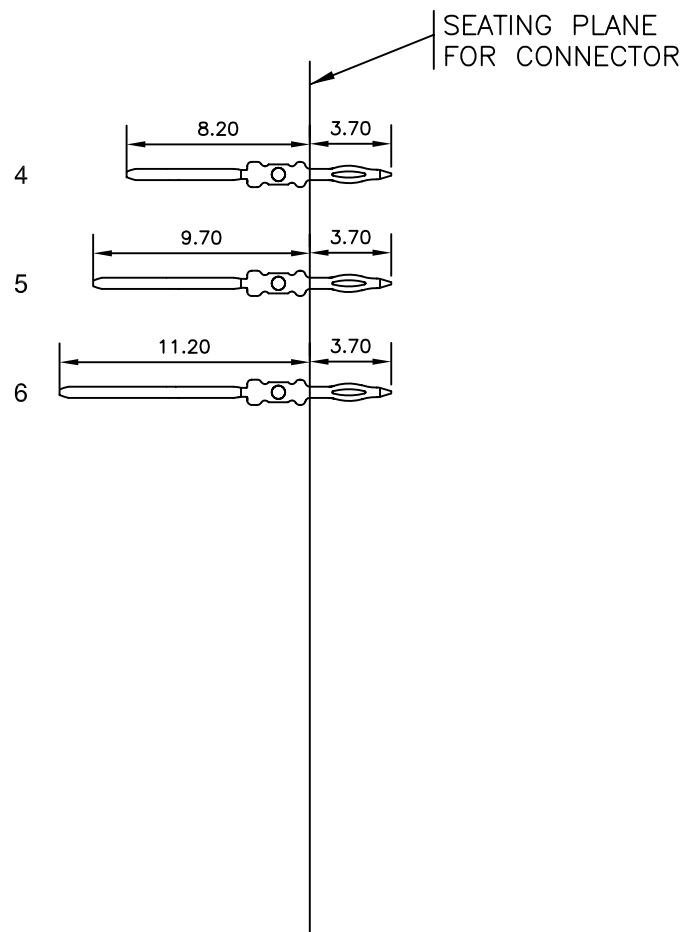
LOADING PATTERN MATING SIDE

f	6	6	6	6	6	6	6	6	6	6
e	4	4	4	6	4	6	4	4	4	4
d	4	4	6	4	6	4	4	4	4	4
c	4	4	5	5	5	6	5	5	5	4
b	4	4	6	4	6	5	6	5	6	4
a	4	4	5	5	5	4	5	4	5	4
z	6	6	6	6	6	6	6	6	6	6
POS	01				05					10

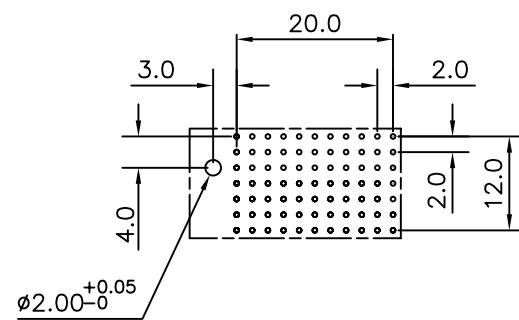
LOADED CONNECTOR ASSEMBLY
(FOR EXAMPLE)



CONTACT OVERVIEW



LAY-OUT P.C.B.-HOLE



HM2P80PDL341 **LEAD FREE INDICATOR : LF = LEAD FREE (DIGIT 15 & 16)**
PLATING CODE (DIGIT 13 AND 14)
 (REF DRW NO. BS,C , 201844 , 003)

NOTES

1. THIS PRODUCT IS CSA APPROVED.
2. THIS PRODUCT IS UL RECOGNIZED.
3. MEASURED AT THE BOTTOM.
4. MATERIAL CONTACT: PHOSPHORBRONZE
HOUSING: CREAM WHITE GLASS FILLED POLYESTER UL-94V0
5. CONNECTOR PRINTED WITH P/N AND DATE CODE.
6. FOR ACTUAL CONTACT LOADINGS, SEE LOADING PATTERN MATING SIDE.
7. SHAPE OF CONNECTOR HOUSING CAN ALTER DEPENDING ON PRODUCTION LOCATION
8. THE PRODUCT (LF) MEETS EUROPEAN UNION DIRECTIVES AND OTHER COUNTRY REGULATIONS AS DESCRIBED IN GS-22-008
9. FOR RECOMMENDED PTH DIMENSIONS REFER DRAWING : BS, A , 201572 , 001

CATALOG NO: HM2P80PDL341----

mat'l. code SEE NOTE 4		surface ISO 1302 ✓	tolerance ISO 406 ISO 1101	projection MM	product family MILLIPACS
ltr A	ecn no 108-0134	dr MINI	date 2008-10-10	title MPACS 5+2R STR HDR PF CONN TYPE CR 11 POS.	
tolerances unless otherwise specified		angles 0°±1°	linear .0±0.2 .00±0.1	scale -	
sheet index		revision A	sheet 1	dwg no BS, C ,203028, 829	
				type Product Customer Drawing	

Mouser Electronics

Authorized Distributor

Click to View Pricing, Inventory, Delivery & Lifecycle Information:

[FCI / Amphenol:](#)

[HM2P80PDL341N9LF](#)