

RECOMMENDED PC BOARD HOLE PATTERN

PC BOARD THICKNESS 1.57 [.062]

- 1

HOUSING: GLASS FILLED FLAME RETARDANT POLYSTER, COLOR BLACK, CONTACTS: PHOSPHOR BRONZE.
- 2

CONTACTS: DUPLEX PLATED 0.76 MICROMETERS [.000030] GOLD IN CONTACT AREA 3.81-7.62 MICROMETERS [.000150-.000300] BRIGHT TIN-LEAD ON SOLDER LEADS. ALL OVER 1.27[.000050] MIN NICKEL.
- 3

TE CONNECTIVITY, CSA LOGO MOLDED INTO HOUSING.
- 4

POINT OF MEASUREMENT FOR PLATING THICKNESS, MEASURED INSIDE CONTACT BEAMS
- 5

POINT OF CONTACT DIMENSION.
- 6

CONTACTS: DUPLEX PLATED 0.76 MICROMETERS (.000030) GOLD IN CONTACT AREA 3.81-7.62 MICROMETERS (.000150-.000300) MATTE TIN ON SOLDER LEADS. ALL OVER 1.27 (.000050) MIN NICKEL.
- 7

ROHS 2002 /95/EC COMPLIANT.
- 8

PART NUMBER AND DATE CODE MARKED IN APPROXIMATE LOCATION SHOWN.
- 9

NO PART NUMBER MARKING REQUIRED FOR THIS PART.
- 10




















































































FOR 2 POS, DATE CODES MARKED OPPOSITE SIDE OF TE CONNECTIVITY LOGO.
- 11






OBSOLETE PARTS: OBSOLETE CIS STREAMLINING PER D.RENAUD/D.SINISI

		5.08[.200]	2.54[.100]	2		3-87879-9	
		12.70[.500]	10.16[.400]	5		3-87879-8	
		7.62[.300]	5.08[.200]	3		3-87879-7	
		10.16[.400]	7.62[.300]	4		3-87879-6	
 OBSOLETE		101.60[4.000]	99.06[3.900]	40		3-87879-5	
		99.06[3.900]	96.52[3.800]	39		3-87879-4	
 OBSOLETE		96.52[3.800]	93.98[3.700]	38		3-87879-3	
		93.98[3.700]	91.44[3.600]	37		3-87879-2	
		91.44[3.600]	88.90[3.500]	36		3-87879-1	
		88.90[3.500]	86.36[3.400]	35		3-87879-0	
		86.36[3.400]	83.82[3.300]	34		2-87879-9	
		83.82[3.300]	81.28[3.200]	33		2-87879-8	
		81.28[3.200]	78.74[3.100]	32		2-87879-7	
		78.74[3.100]	76.20[3.000]	31		2-87879-6	
		76.20[3.000]	73.66[2.900]	30		2-87879-5	
		73.66[2.900]	71.12[2.800]	29		2-87879-4	
		71.12[2.800]	68.58[2.700]	28		2-87879-3	
		68.58[2.700]	66.04[2.600]	27		2-87879-2	
 OBSOLETE		66.04[2.600]	63.50[2.500]	26		2-87879-1	
		63.50[2.500]	60.96[2.400]	25		2-87879-0	
		60.96[2.400]	58.42[2.300]	24		1-87879-9	
		58.42[2.300]	55.88[2.200]	23		1-87879-8	
		55.88[2.200]	53.34[2.100]	22		1-87879-7	
		53.34[2.100]	50.80[2.000]	21		1-87879-6	
		50.80[2.000]	48.26[1.900]	20		1-87879-5	
		48.26[1.900]	45.72[1.800]	19		1-87879-4	
		45.72[1.800]	43.18[1.700]	18		1-87879-3	
		43.18[1.700]	40.64[1.600]	17		1-87879-2	
	 OBSOLETE		40.64[1.600]	38.10[1.500]	16		1-87879-1
			38.10[1.500]	35.56[1.400]	15		1-87879-0
		35.56[1.400]	33.02[1.300]	14		87879-9	
		33.02[1.300]	30.48[1.200]	13		87879-8	
		30.48[1.200]	27.94[1.100]	12		87879-7	
		27.94[1.100]	25.40[1.000]	11		87879-6	
		22.86[.900]	20.32[.800]	9		87879-5	
		17.78[.700]	15.24[.600]	7		87879-4	
		15.24[.600]	12.70[.500]	6		87879-3	
		25.40[1.00]	22.86[.900]	10		87879-2	
		20.32[.800]	17.78[.700]	8		87879-1	
	FINISH	A	B	NO OF POSN	PART NUMBER		

THIS DRAWING IS UNPUBLISHED.	RELEASED FOR PUBLICATION	- , -
© COPYRIGHT - By -	ALL RIGHTS RESERVED.	

LOC	DIST	REVISIONS					
AD	00	P	LTR	DESCRIPTION	DATE	DWN	APVD
			-	SEE SHEET 1	-	-	-

				5.08[.200]	2.54[.100]	2		8-87879-9
	OBSOLETE			12.70[.500]	10.16[.400]	5		8-87879-8
				7.62[.300]	5.08[.200]	3		8-87879-7
	OBSOLETE			10.16[.400]	7.62[.300]	4		8-87879-6
	OBSOLETE			101.60[4.000]	99.06[3.900]	40		8-87879-5
				99.06[3.900]	96.52[3.800]	39		8-87879-4
				96.52[3.800]	93.98[3.700]	38		8-87879-3
				93.98[3.700]	91.44[3.600]	37		8-87879-2
				91.44[3.600]	88.90[3.500]	36		8-87879-1
				88.90[3.500]	86.36[3.400]	35		8-87879-0
				86.36[3.400]	83.82[3.300]	34		7-87879-9
				83.82[3.300]	81.28[3.200]	33		7-87879-8
				81.28[3.200]	78.74[3.100]	32		7-87879-7
				78.74[3.100]	76.20[3.000]	31		7-87879-6
				76.20[3.000]	73.66[2.900]	30		7-87879-5
				73.66[2.900]	71.12[2.800]	29		7-87879-4
				71.12[2.800]	68.58[2.700]	28		7-87879-3
				68.58[2.700]	66.04[2.600]	27		7-87879-2
				66.04[2.600]	63.50[2.500]	26		7-87879-1
				63.50[2.500]	60.96[2.400]	25		7-87879-0
	OBSOLETE			60.96[2.400]	58.42[2.300]	24		6-87879-9
				58.42[2.300]	55.88[2.200]	23		6-87879-8
				55.88[2.200]	53.34[2.100]	22		6-87879-7
				53.34[2.100]	50.80[2.000]	21		6-87879-6
				50.80[2.000]	48.26[1.900]	20		6-87879-5
				48.26[1.900]	45.72[1.800]	19		6-87879-4
				45.72[1.800]	43.18[1.700]	18		6-87879-3
				43.18[1.700]	40.64[1.600]	17		6-87879-2
				40.64[1.600]	38.10[1.500]	16		6-87879-1
	OBSOLETE			38.10[1.500]	35.56[1.400]	15		6-87879-0
				35.56[1.400]	33.02[1.300]	14		5-87879-9
				33.02[1.300]	30.48[1.200]	13		5-87879-8
				30.48[1.200]	27.94[1.100]	12		5-87879-7
				27.94[1.100]	25.40[1.000]	11		5-87879-6
	OBSOLETE			22.86[.900]	20.32[.800]	9		5-87879-5
				17.78[.700]	15.24[.600]	7		5-87879-4
				15.24[.600]	12.70[.500]	6		5-87879-3
				25.40[1.00]	22.86[.900]	10		5-87879-2
OBSOLETE				20.32[.800]	17.78[.700]	8		5-87879-1
	FINISH		A	B	NO OF POSN	PART NUMBER		

THIS DRAWING IS A CONTROLLED DOCUMENT.		DWN 12-20-93 J KNAUB CHK 6-28-94 A GABANY		 TE Connectivity			
DIMENSIONS: mm [INCHES]		TOLERANCES, UNLESS OTHERWISE SPECIFIED:		NAME CONNECTOR ASSEMBLY, MOD IV, SINGLE ROW .100CL, DUAL ENTRY			
		0 PLC ± - 1 PLC ± - 2 PLC ± - 3 PLC ± .127[.005] 4 PLC ± - ANGLES ± ±		PRODUCT SPEC 108-25022 APPLICATION SPEC 114-25018		SIZE A2	
MATERIAL 		FINISH  		WEIGHT -		CAGE CODE 00779	
				DRAWING NO C=87879		RESTRICTED TO -	
CUSTOMER DRAWING						SCALE 1:1	
						SHEET 2 of 2	
						REV AA3	

Mouser Electronics

Authorized Distributor

Click to View Pricing, Inventory, Delivery & Lifecycle Information:

[TE Connectivity:](#)

[2-87879-0](#)