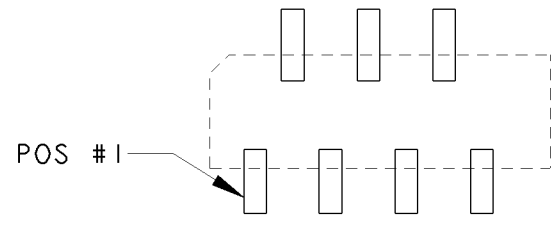
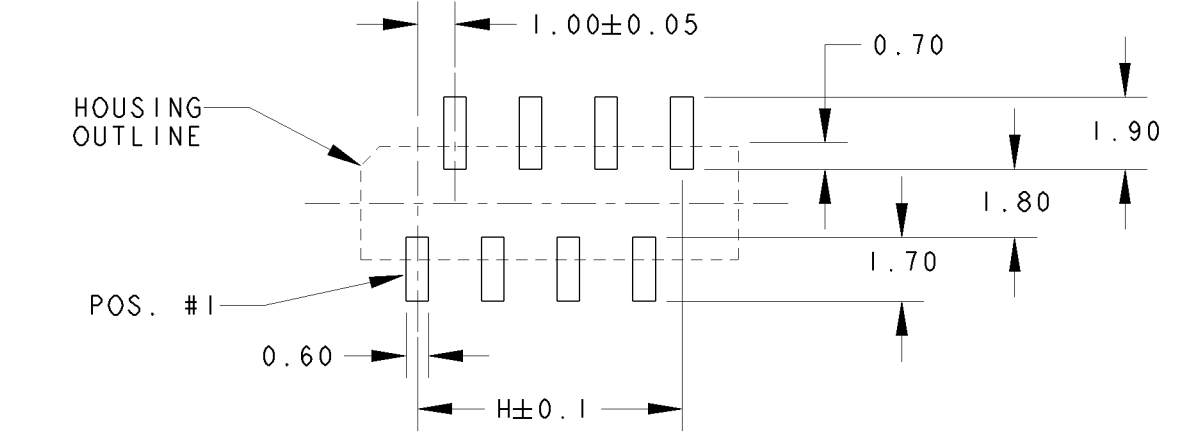
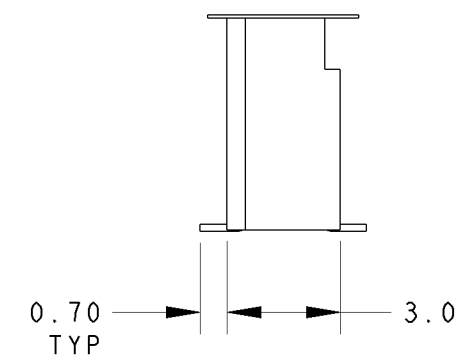
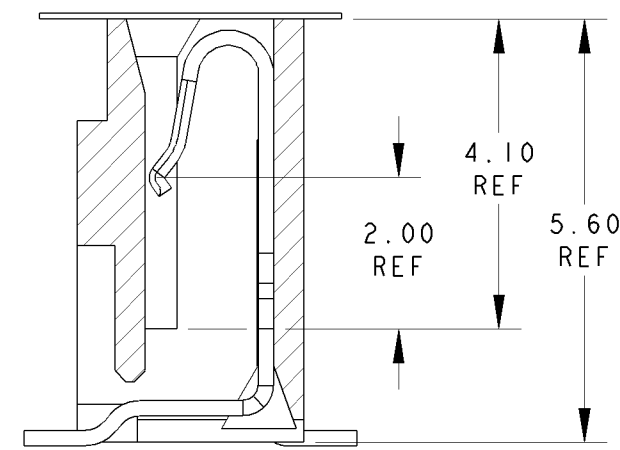
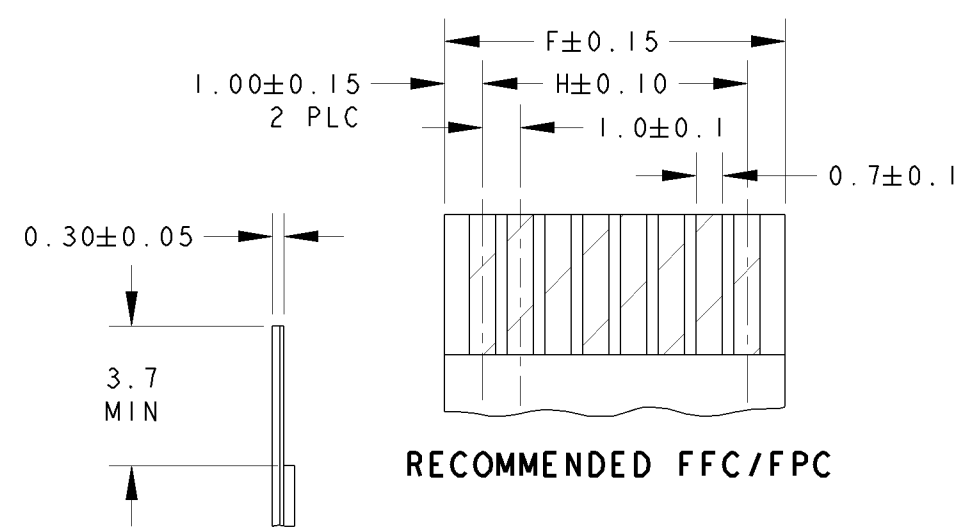


THIS DRAWING IS UNPUBLISHED. RELEASED FOR PUBLICATION .19
 © COPYRIGHT 19 BY AMP INCORPORATED. ALL RIGHTS RESERVED.

LOC	DIST	REVISIONS				
P	LTR	DESCRIPTION	DATE	DWN	APVD	
DY	-	L REVISED ECR-10-012020	23JUL10	LYM	LSF	

NOTES:
 1 MATERIAL:
 HOUSING: GLASS FILLED HIGH TEMP NYLON, NATURAL COLOR (BEIGE)
 CONTACT: PHOSPHOR BRONZE
 2 FINISH: MATTE TIN OVER NICKEL UNDERPLATE
 3. PACKAGING: TAPE & REEL (PACKAGING SPEC: 107-51189)



29.00	32.00	31.00	31.00	10.0	30	3-	-0
28.00	31.00	30.00	30.00		29	2-	-9
27.00	30.00	29.00	29.00		28	2-	-8
26.00	29.00	28.00	28.00		27	2-	-7
25.00	28.00	27.00	27.00		26	2-	-6
24.00	27.00	26.00	26.00		25	2-	-5
23.00	26.00	25.00	25.00		24	2-	-4
22.00	25.00	24.00	24.00		23	2-	-3
21.00	24.00	23.00	23.00		22	2-	-2
20.00	23.00	22.00	22.00		21	2-	-1
19.00	22.00	21.00	21.00	20	2-	-0	
18.00	21.00	20.00	20.00	19	1-	-9	
17.00	20.00	19.00	19.00	18	1-	-8	
16.00	19.00	18.00	18.00	17	1-	-7	
15.00	18.00	17.00	17.00	16	1-	-6	
14.00	17.00	16.00	16.00	15	1-	-5	
13.00	16.00	15.00	15.00	14	1-	-4	
12.00	15.00	14.00	14.00	13	1-	-3	
11.00	14.00	13.00	13.00	12	1-	-2	
10.00	13.00	12.00	12.00	11	1-	-1	
9.00	12.00	11.00	11.00	10	1-	-0	
8.00	11.00	10.00	10.00	8.0	9	-9	
7.00	10.00	9.00	9.00		8	-8	
6.00	9.00	8.00	8.00	5.0	7	-7	
5.00	8.00	7.00	7.00		6	-6	
4.00	7.00	6.00	6.00		5	-5	
3.00	6.00	5.00	5.00	4	1735042-4		

RECOMMENDED PCB LAYOUT (NON-ACCUMULATIVE TOLERANCE) (FOR EVEN POSITION CONNECTORS)

RECOMMENDED PCB LAYOUT (FOR ODD POSITION CONNECTORS)

THIS DRAWING IS A CONTROLLED DOCUMENT FOR AMP INCORPORATED. IT IS SUBJECT TO CHANGE AND THE CONTROLLING ENGINEERING ORGANIZATION SHOULD BE CONTACTED FOR THE LATEST REVISION.		DWN WYLEE 25JUN04	Tyco Electronics Corporation Singapore	
DIMENSIONS: mm		CHK LP TAN	NAME ON TAPING (EMBOSS)	
TOLERANCES UNLESS OTHERWISE SPECIFIED:		APVD SF LEONG	ASSY, 1.00mm FFC CONN. WITH KAPTON TAPE	
0 PLC ±0.3		PRODUCT SPEC 108-51054	SMT, V, (NON-ZIF)	
1 PLC ±0.3		APPLICATION SPEC -	SIZE A3	CAGE CODE 00779
2 PLC ±0.3		WEIGHT -	DRAWING NO C-1735042	
3 PLC ±0.3		CUSTOMER DRAWING	SCALE 2:1	SHEET 1 OF 1
4 PLC ±0.3				REV L
ANGLES ±3°				
FINISH 1				
FINISH 2				

Mouser Electronics

Authorized Distributor

Click to View Pricing, Inventory, Delivery & Lifecycle Information:

[TE Connectivity:](#)

[1-1735042-1](#)